

OPERATION MANUAL

INTERNAL PRE-FILTER TYPE MICRO MIST SEPARATOR **Series AMH**

To get the best performance from your purchase, be sure to read this manual carefully before use.

Refer drawings or catalogue for construction and specifications.

Understand this operation manual will be revised without notification.

MERITS

- Separate and remove foreign material and aerosol oil particle contained in compressed air. Pre-filter built-in structure saves piping work and minimize installing space.
- Filtration rating: 0.01 μm (Filtration efficiency: 99.9%)
- Outlet oil mist concentration: 0.08 ppm (Filter inlet: 24ppm)

HINTS ON CORRECT USE

Keep following to operate Internal pre-filter type micro mist separator properly.


Do not use under following environment.

Chemicals

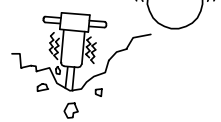


Corrosive gas + Atmosphere
Containing organic solvent

Environment
Higher than
60



Environment
Lower than 5




Vibration,
Impact

! WARNING

Following environments lead to cause breakage. Broken pieces injuring if broken.

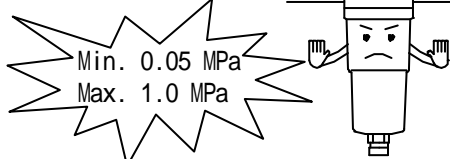
Do not use under following conditions.

Fluid other than compressed air



Air only!

Air pressure more than 1.0 MPa** and 0.05MPa* or less



Min. 0.05 MPa
Max. 1.0 MPa

*N.C.auto drain: Min. 0.15 MPa


**N.O.auto drain: Min. 0.1 MPa

** Option H: 1.6 MPa
(Only 150C ~ 550C)


! WARNING

Following environments lead to cause breakage.


Place where more than 0.1 MPa of intermittent pressure drop occurs.



Over rated flow



Place where air flows backwards

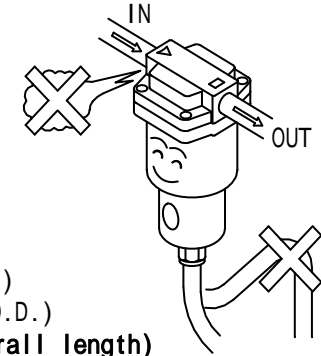


! WARNING

Following conditions Cause element breakage

Precautions for installation.

- Install vertically.
- Flush inside of pipings with air.
- Do not pipe upwardly.
- Ensure no leakage.
- Keep sight glass in front.
- Drain while liquid level is visible.
- Drain piping: 5 m or less*
 - N.C. auto drain: 4 or more (I.D.), 10 (O.D.)
 - N.O. auto drain: 6.5 or more (I.D.), 10 (O.D.)
 - *AMH850: 9 or more (I.D.), 2.8 m or less (overall length)



MAINTENANCE

Replace the element when one of followings occurs.

Pressure drop reaches 0.1 MPa.

Element operates for 2 years.

Element ass'y (gasket, o-ring accessory) model number: AMH-EL***

*** is AMH size symbol. (ex.: AMH-EL150)

【How to replace element ass'y】
First, discharge the pressure in the body. (Make pressure 0 MPa.)

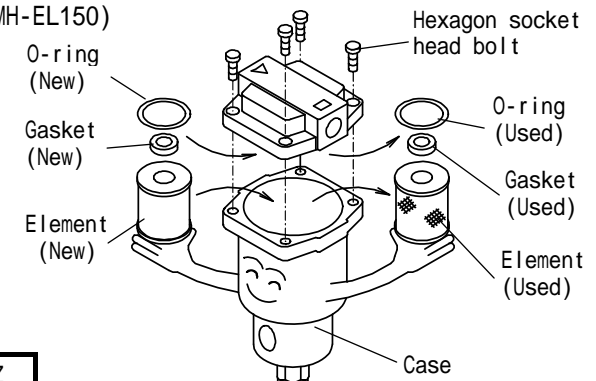
Remove four hexagon socket head bolt.

Replace element, gasket, o-ring.

Tighten hexagon socket head bolt.

Reference table production no.

showing production month and year of a filter. (Mo 2008.1)



SYMBOL	M	N	o	...	Z
Year	2008	2009	2010	...	2021
SYMBOL	o	P	Q	...	Z
Month	Jan	Feb	Mar	...	Dec

SMC Corporation

Phone: +81 3 5207 8249 Fax: +81 3 5298 5362

Specifications are subject to change without prior notice and any obligation the part of the manufacturer

©2008 SMC Corporation All Rights Reserved.