

OPERATION MANUAL

MIST SEPARATOR

Series AM

To get the best performance from your purchase, be sure to read this manual carefully before use.

Refer drawings or catalogue for construction and specifications.

Understand this operation manual will be revised without notification.

MERITS

- Separate and remove foreign material and oil mist contained in compressed air.
- Filtration rating : 0.3 μm (Filtration efficiency : 99.9%)
- Outlet oil mist concentration: 0.8 ppm (Filter inlet: 24ppm)

HINTS ON CORRECT USE


Keep following to operate Mist separator properly.

Do not use under following environment.

Chemicals



Environment Higher than 60



Vibration, Impact



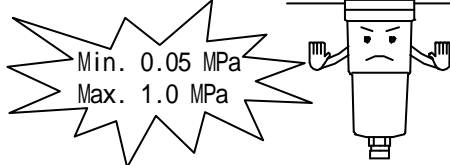

! WARNING

Following environments lead to cause breakage. Broken pieces injuring if broken.

Do not use under following conditions.

Fluid other than compressed air

Air pressure more than 1.0 MPa** and 0.05MPa* or less



*N.C.auto drain: Min. 0.15 MPa

*N.O.auto drain: Min. 0.1 MPa




WARNING

Following environments lead to cause breakage.

** Option H: 1.6 MPa (Only 150C ~ 550C)


Place where more than 0.1 MPa of intermittent pressure drop occurs.



Over rated flow



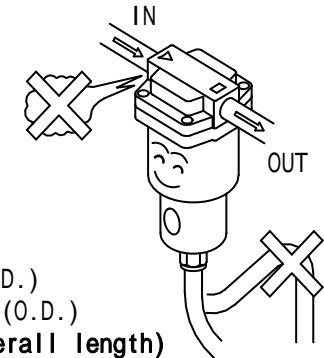
Place where air flows backwards



! WARNING
Following conditions Cause element breakage

Precautions for installation.

- Install vertically.
- Flush inside of pipings with air.
- Do not pipe upwardly.
- Ensure no leakage.
- Keep sight glass in front.
- Drain while liquid level is visible.
- Drain piping: 5 m or less*
N.C. auto drain: 4 or more (I.D.), 10 (O.D.)
N.O. auto drain : 6.5 or more (I.D.), 10 (O.D.)
*AM850: 9 or more (I.D.), 2.8 m or less (overall length)



MAINTENANCE

Replace the element when one of followings occurs.

Pressure drop reaches 0.1 MPa.

Element operates for 2 years.

Element ass'y (gasket, o-ring accessory) model number: AM-EL***

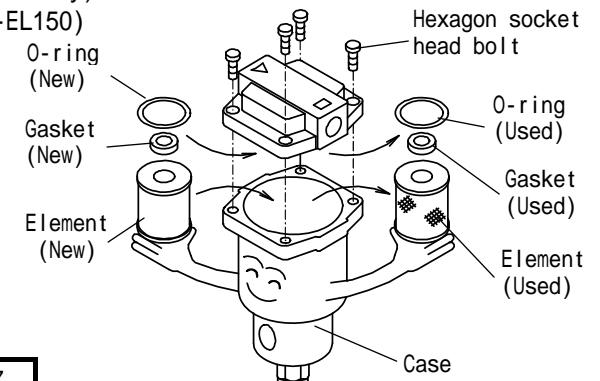
*** is AM size symbol. (ex.: AM-EL150)

【How to replace element ass'y】
First, discharge the pressure in the body. (Make pressure 0 MPa.)

Remove four hexagon socket head bolt.

Replace element, gasket, o-ring. Tighten hexagon socket head bolt.

Reference table production no. showing production month and year of a filter. (Mo 2008.1)



SYMBOL	M	N	o	...	Z
Year	2008	2009	2010	...	2021
SYMBOL	o	P	Q	...	Z
Month	Jan	Feb	Mar	...	Dec

SMC Corporation

Phone: +81 3 5207 8249 Fax: +81 3 5298 5362

Specifications are subject to change without prior notice and any obligation the part of the manufacturer

©2008 SMC Corporation All Rights Reserved.