

Aeration systems for lakes, ponds, tanks and containers. Feel free to consult us, we enjoy advising you about the right aeration system for your need.

For success in fish breeding, oxygen-rich water is crucial. If the oxygen content is too low, the fish get sick and might even die of asphyxiation.

For keeping carp there is a need of approximately 5 mg O₂/l of water, trout need about 6 mg O₂/l while it is important to ensure a content of 7-8 mg O₂/l for the intensive farming with high-grade dry feed. Only then a good and profitable result is possible.

Even in extensive ponds the oxygen level can drop below healthy values under these conditions:

A) Summer:
 due to droughts the freshwater supply replenishing oxygen is not always ensured
 due to the high temperatures the oxygen levels drop, the water does not bond oxygen well

B) Winter:
 The milky ice layer or a layer of snow prevent sufficient light from reaching the water plants which then additionally reduce the oxygen levels. Through aeration the pond is kept ice free and there is no need to regularly break open the ice.

Paddlewheel Aerators

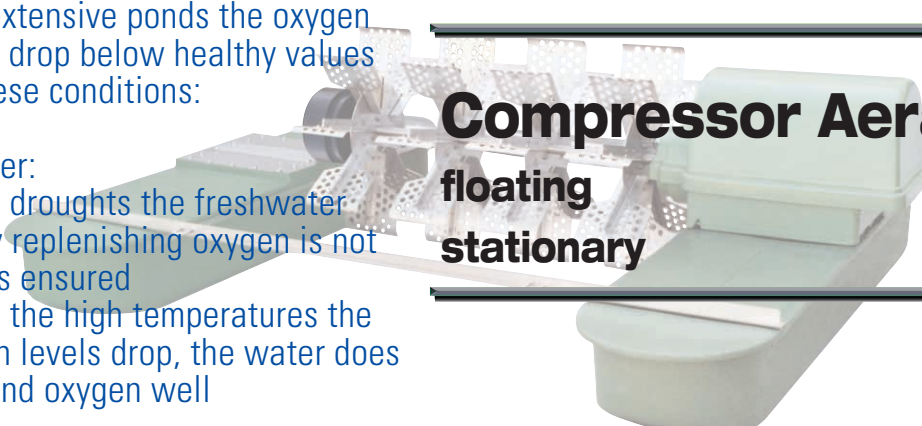
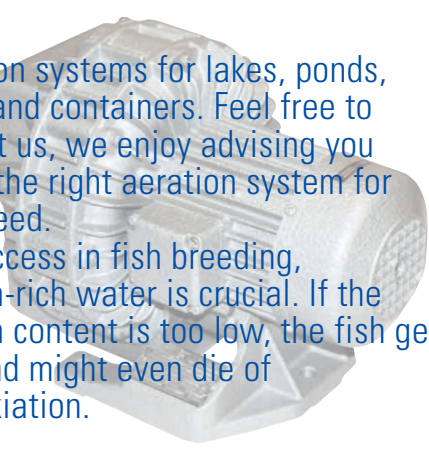
Oxygen Injectors

Propeller Aerator (Fluboll)

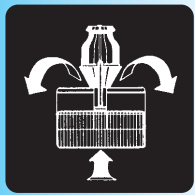
with vertical water ejection

Propeller Injectors

Compressor Aeration floating stationary



AGK AERATION SYSTEMS



Paddlewheel Aerators

A very effective aeration system with great additional advantages. On top of the oxygen enrichment and gas exchange a current is created in the water. This improves visually and measurably the water quality and considerably reduces algae growth.


The **top quality**, highly effective alternative **made in Germany**. The AGK paddlewheel aerator developed by AGK and tested under the most demanding of conditions. The latest development deliberately voids the weak points inherent in other well-known products. The equipment was designed in order to keep the **lifetime costs**, i.e. the sum of purchase and operating costs (energy and maintenance spending) to a minimum. This is achieved with the AGK paddlewheel aerator's **long service life** and the **high degree of effectiveness**.




New!

Paddlewheel

Aerator Fully assembled
Order No. depending on motor power.
See next page.



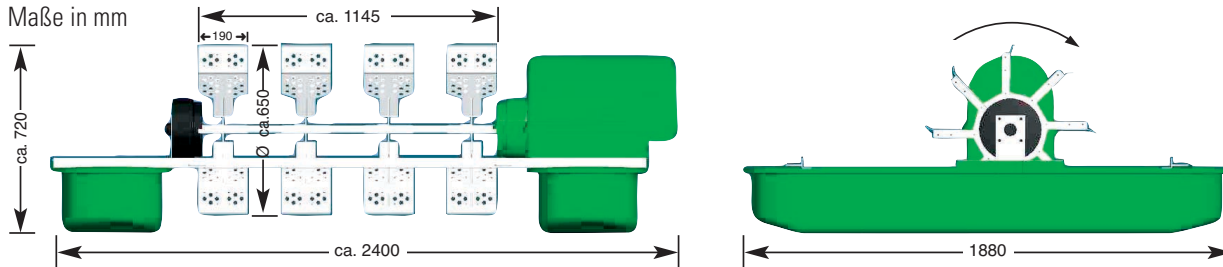

- Paddles, shaft, frame as well as bevel gear shaft made of stainless steel.
- Bevel gear with approximately 30% higher mechanical efficiency than conventional worm drives.
- No couplings, clutch or Harde disks between paddlewheel shaft and drive leading to wear.
- Drive lubricated with water-friendly oil.
- Paddlewheel shaft mounted in four ball bearings with four waterproof seals.
- Float made of ozone- and UV-resistant material.
- Motor specially sealed against moisture.



Paddlewheel aerator either fully assembled or as complete kit

Construction kit: kit for self assembly, reducing price and saving on shipping costs.

Order No. depending on motorization, see below



Technical Specifications:

Paddlewheel speed: 124 rpm


Motor power consumption: approx. 1.0 KW (= 1.37 hp) for 3 phase AC, motor nominal output: 1.5 KW, also available as single phase AC, all tensions and frequencies available.

Weight: 117 Kg

Dimensions: L x W x H: 2.40 x 1.88 x 0.72 m

Delivery: paddlewheel aerator either fully assembled or in kit form for self assembly, reducing price and saving on shipping costs. Cable, plug and motor safety switch (not included) are supplied with the delivery when ordered.

Name	Motor-frequency	Tension	3 phase / single phase	
Paddlewheel aerator, kit	50 Hz	380 – 420 V	3 phase AC	Order No. 14778/400/50/B
Paddlewheel aerator, fully assembled	50 Hz	380 – 420 V	3 phase AC	Order No. 14778/400/50
Paddlewheel aerator, kit	50 Hz	220 – 240 V	Single phase AC	Order No. 14778/230/50/B
Paddlewheel aerator, fully assembled	50 Hz	220 – 240 V	Single phase AC	Order No. 14778/230/50



Paddlewheel Aerators

AERATION SYSTEMS

Paddlewheel Aerator


The **top quality**, highly effective alternative **made in Germany**. The AGK paddlewheel aerator developed by AGK and tested under the most demanding of conditions. The latest development deliberately avoids the weak points inherent in other well-known products. The equipment was designed in order to keep **the lifetime costs**, i.e. the sum of purchase and operating costs (energy and maintenance spending) to a minimum. This is achieved with the AGK paddlewheel aerator's **long service life** and the **high degree of effectiveness**.




New!

Paddlewheel Aerator

Fully assembled
Order No. **3000000795** depending on motor power. See next page.




- **Paddles, shaft, frame as well as bevel gear shaft made of stainless steel.**
- **Bevel gear with approximately 30% higher mechanical efficiency than conventional worm drives.**
- **No couplings, clutch or Harde disks between paddlewheel shaft and drive leading to wear.**
- **Drive lubricated with water-friendly oil.**
- **Paddlewheel shaft mounted in four ball bearings with four waterproof seals.**
- **Float made of ozone- and UV-resistant material.**
- **Motor specially sealed against moisture.**



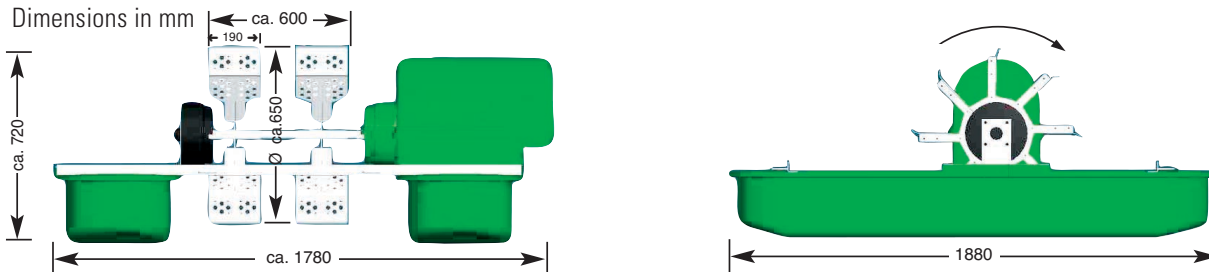
Paddlewheel aerator either fully assembled or as complete kit

Construction kit: kit for self assembly, reducing price and saving on shipping costs.

Order No. depending on motorization, see below



Dimensions in mm



Technical Specifications:

Paddlewheel speed: 124 rpm

Motor power consumption: approx. 0.5 KW for 3 phase AC, also available as single phase AC, all tensions and frequencies available.

Weight: 117 Kg

Dimensions: L x W x H: 1.78 x 1.88 x 0.72 m

Delivery: paddlewheel aerator either fully assembled or in kit form for self assembly, reducing price and saving on shipping costs. Cable, plug and motor safety switch (not included) are supplied with the delivery when ordered.

Name	Motor-frequency	Tension	3 phase / single phase	
Paddlewheel aerator, kit	50 Hz	380 – 420 V	3 phase AC	Order No. 3 000 000 795-B
Paddlewheel aerator, fully assembled	50 Hz	380 – 420 V	3 phase AC	Order No. 3 000 000 795
Paddlewheel aerator, kit	50 Hz	220 – 240 V	Single phase AC	Order No. 3 000 000 837-B
Paddlewheel aerator, fully assembled	50 Hz	220 – 240 V	Single phase AC	Order No. 3 000 000 837




Paddlewheel Aerator O2 – Injection System

0.37 KW Order No. 3 000 000 840

0.75 KW Order No. 3 000 000 839

The **top quality**, highly effective alternative **made in Germany**. The AGK paddlewheel oxygen aerator has been developed by AGK based on the two-wheeled paddlewheel aerator and has been tested under the most demanding of conditions. The latest development deliberately avoids the weak points inherent in other well-known products. For example there **is no oxygen loss through the shaft bearings**. The **special shape of the oxygen cover prevents leakage of oxygen**. Even bubbles of oxygen are prevented from **forming and ascending to the surface**. Therefore loss is kept to a minimum. The equipment was designed in order to keep the **lifetime costs**, i.e. the sum of purchase and operating costs (energy and maintenance spending) to a minimum. This is achieved with the AGK paddlewheel O2 injection systems' **long service life** and the **high degree of effectiveness**.



Technical Specifications:

Dimensions L x W x H:

2.5 x 1.78 x 1 m


Motor power consumption:

0.37 KW or 0.75 KW, 3 phase AC

Weight:

approx. 110 Kg

- **Sealed shaft bearings prevent oxygen leakage**
- **Nearly bubble free water outlet through recycling of the non-dissolved oxygen under the oxygen cover**
- **Additional current in the water as side effect of the paddlewheels**
- **Paddles, shaft, frame as well as bevel gear shaft made of stainless steel.**
- **Bevel gear with approximately 30% higher mechanical efficiency than conventional worm drives.**
- **No couplings, clutch or Harde disks between paddlewheel shaft and drive leading to wear.**
- **Drive lubricated with water-friendly oil.**
- **Paddlewheel shaft mounted in four ball bearings with four waterproof seals.**
- **Float made of ozone- and UV-resistant material.**
- **Motor specially sealed against moisture.**



Paddlewheel Aerator

0.25 KW Order No. 3 000 000 844

0.37 KW Order No. 3 000 000 843

0.55 KW Order No. 3 000 000 842

0.75 KW Order No. 3 000 000 841

Top Quality at a Great Price



New!

The top quality, highly effective alternative with a worm drive made in Germany. The AGK paddlewheel aerator has been developed by AGK and has been tested under the most demanding of conditions. This product also avoids the weak points inherent in other well-known products. This new generation of paddlewheel aerators does not need any additional bearings of the paddlewheel shaft, it is solely suspended by the drive. Thus the number of wear-prone component is reduced while friction is reduced and the mechanical efficiency is improved. The equipment was designed in order to keep the lifetime costs, i.e. the sum of purchase and operating costs (energy and maintenance spending) to a minimum. This is achieved with the AGK paddlewheel's long service life and the high degree of effectiveness even with a worm drive.

Technical Specifications:

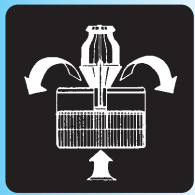
RPM of the paddlewheel:	approx. 120 with 0.75 KW motor
RPM of the paddlewheel:	approx. 100 with 0.25 – 0.55 KW motor
Motor power consumption:	0.25 – 0.75 KW depending on version
Weight:	30 – 60 Kg
Dimensions L x W x H:	1.5 x 1.4 x 0.6 m

- **Paddles, shaft, frame as well as bevel gear shaft made of stainless steel.**
- **High efficiency worm drive**
- **No couplings, clutch or Harde disks between paddlewheel shaft and drive leading to wear.**
- **Paddlewheel shaft suspended by the drive, thus no need for additional wear-prone bearings**
- **Drive lubricated with water-friendly oil.**
- **Paddlewheel shaft mounted in four ball bearings with four waterproof seals.**
- **Float made thick-walled PE.**
- **Motor specially sealed against moisture.**

AERATION SYSTEMS

AERATION SYSTEMS





Propeller Aerator (Flubol)

Propeller aerator with vertical water ejection

A time-proven system of aeration.

The propeller, powered by an electric motor, sucks up water to eject it high above the water surface.

Not only a high degree of oxygen enrichment can be achieved, additionally vertical circulation of the water will be improved, as water from the bottom is pumped to the surface. With suction shafts adapted to the water depth, water can even be transported from greater depths to the surface.

Available with or without inlet basket




**Aerator –
0.15 KW,
0.37 KW,
0.75 KW**

Also available without inlet basket

Length: 70 cm


Width: 70 cm

Height: 80 cm



AERATION SYSTEMS





Order No.	Water circulation m³/h	Diameter of water fountain cm	Height cm	Inlet basket mesh width	Weight kg	Voltage V	Single phase / 3 phase	motor Power
3 000 000 757	50 m³/Std.	Ø ca. 160	ca. 60	without basket	26	380	DS*	0,15
3 000 000 080				4				
3 000 000 081				7				
3 000 000 082				12				
3 000 000 758	50 m³/Std.	Ø ca. 160	ca. 60	without basket	26	220	EWS*	0,15
3 000 000 083				4				
3 000 000 084				7				
3 000 000 085				12				
3 000 000 759	100 m³/Std.	Ø ca. 180	ca. 75	without basket	28	380	DS*	0,37
3 000 000 086				4				
3 000 000 087				7				
3 000 000 088				12				
3 000 000 760	100 m³/Std.	Ø ca. 180	ca. 75	without basket	28	220	EWS*	0,37 (0,25)
3 000 000 089				4				
3 000 000 090				7				
3 000 000 091				12				
3 000 000 761	180 m³/Std.	Ø ca. 250	ca. 90	without basket	30	380	DS*	0,75
3 000 000 092				4				
3 000 000 093				7				
3 000 000 094				12				
3 000 000 762	180 m³/Std.	Ø ca. 250	ca. 90	without basket	30	220	EWS*	0,75
3 000 000 095				4				
3 000 000 096				7				
3 000 000 097				12				

AGK

*3P = 3 phase current

1P = single phase AC

Accessories:

Inlet basket	mesh width	Order No.
	4	3 000 000 100
	7	3 000 000 101
	12	3 000 000 102

Accessories depending on motor power	0.15 KW/3P	0.15 KW/AC	0.37 KW/3P	0.37 KW/AC	0.75 KW/3P	0.75 KW/AC
Cabel Order No	4 460 000 002	4 410 000 012	4 460 000 002	4 410 000 012	4 460 000 002	4 410 000 013
Connector 1 Order No.	4 410 000 010	4 410 000 011	4 410 000 012	4 410 000 013	4 410 000 007	4 410 000 014
Connector 2 Order No.	4 410 000 005	4 410 000 015	4 410 000 005	4 410 000 015	4 410 000 005	4 410 000 015


Connector 1 with motor protection switch

Connector 2 without motor protection switch



Connector with/without overload protection Technical Specifications

Order No.	Current
4 410 000 007 with	1,6 – 2,5 A
4 410 000 010 with	0,25 – 0,4 A
4 410 000 011 with	0,7 A
4 410 000 012 with	0,63 – 1,0 A
4 410 000 013 with	1,8 A
4 410 000 014 with	3,5 A
4 410 000 015 ohne	bis 16 A
4 410 000 005 ohne	16 A




Water Fountain

Order No. 3 000 000 846

The mushroom-shaped water fountain is a highly effective aeration means for small ponds, tanks and garden-biotopes. The mushroom shape can easily be adjusted by simply varying the nozzle. The height and the diameter of the ejected water can be set by adjusting the depth of the distributor cone in the nozzle.

Technical Data:

Pump:	75 W
Capacity:	3500 l/h
Max. mushroom Ø:	1.7 m
Submersed depth:	0.6 m




Turbo-Injector

Order No. 3 000 000 845

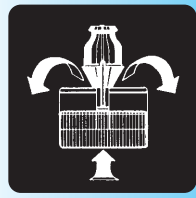
The propeller injector propels water diagonally downwards while it suck air through the hollow shaft at the same time. The gas bubbles are torn into very small spheres by the prop's force and taken under with the water into depth where the water pressure is high enough for the air be fully resolved.

In addition to the oxygen enrichment of the water a current is created in the lake. A very high efficiency of the oxygen input is achieved by the great depth to which the air is transported.



Technical Data:

Dimensions L x W x H:	1510 x 760 x 350 mm
Length of the propeller shaft:	720 mm
Motor:	1.5 KW, 1400 rpm



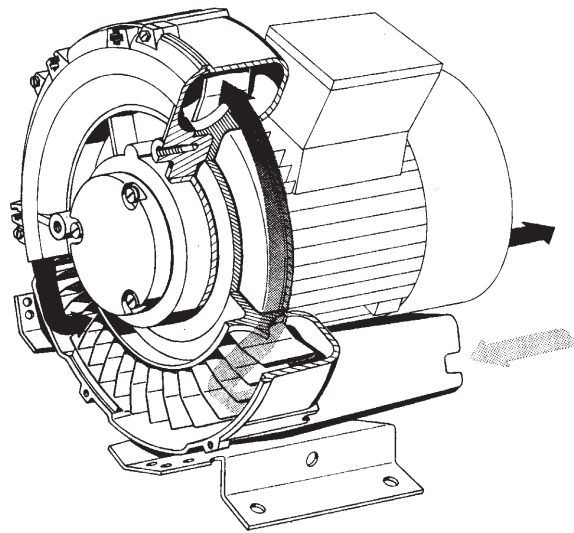
A valuable system with many advantages:

In comparison with aerators which operate on the water surface under atmospheric pressure the ring compressors blow air into the water under higher pressure. The pressure exerted on the air bubbles increases 0.1 bar per meter of depth. The higher pressure allows a greater efficiency as more gas is resolved under higher pressure. Thus, there is still sufficient oxygen input when aeration systems on the water surface have to give up, for example under hot weather conditions.

Ring Compressors for Pond Aeration and Fish Keeping

Special advantages:

- gas exchange between water and air takes place under higher pressure
- 100% oil free air
- maintenance-free
- slim build
- highly reliable
- low purchase cost
- low operational cost



Ring Compressor – Floating

New!




Ring Compressor – Stationary



Changes of the technical specifications and design of the pictured units reserved.

AGK AERATION SYSTEMS



Ring Compressor

Floating

The time-proven aeration system, compressor aeration, can finally be used without installation expense. Compressor and diffuser form a floating unit.

Special advantages:

- Ready to use
- No mounting and installation expenses as compared with stationary systems
- The air input takes place under higher pressure than with surface aerators just as with stationary compressors. The pressure increases 0.1 bar for each meter of immersion depth of the distributor.

Compressor Aerator – Floating

Order No. 3 000 000 518


New!



Technical Specifications:

Aeration depth:	600 mm
Number of distributors:	6
Nominal motor power:	0.37 KW
Air capacity:	40,000 l/h





Ring Compressor BH for Pond Aeration and Fish Keeping



The compressors should be installed in an elevated, covered and protected place up to 1 m above the maximum water level. Solid bodies and particles may not be aspirated. Hence it is advisable to connect a filter to the inlet.

It is essential to provide correct electrical connections as water may otherwise be sucked through the blower.

The right direction of rotation is indicated by an arrow on the body.

The entire network of air pipes and hoses must drop away from the compressor towards the distributors to prevent water pockets from condensation water.


Let us work out a precisely detailed offer for your hatchery or fish farm. Just send us a dimensioned sketch showing the lay-out and size (length, width and depth) of the ponds and tanks in relation to each other as well as the planned site of the ring compressor(s).



Order No.	Connection Ø	Capacity l/h	Power con. KW	Voltage V Max.	depth of diffusers mm	Weight Kg	No of cross-shaped distributors	
20300	1 1/4"	30 000	0,25	380	700	8	4 – 5 at	700 mm depth
20301	1 1/4"	40 000	0,37	220	700	10	5 – 6 at	700 mm depth
20302	1 1/4"	40 000	0,40	380	700	9	5 – 6 at	700 mm depth
20400	1 1/2"	80 000	0,76	380	800	13	8 – 10 at	800 mm depth
20401	1 1/2"	70 000	0,90	380	800	14	10 – 12 at	800 mm depth
20402	1 1/2"	70 000	0,50	220	800	14	10 – 12 at	800 mm depth
20500	1 1/2"	110 000	1,10	380	1000	20	12 – 15 at	1000 mm depth
20501	1 1/2"	90 000	1,20	220	1000	21	12 – 15 at	1000 mm depth
20502	1 1/2"	120 000	1,50	380	1000	21	14 – 18 at	1000 mm depth
20600	2"	180 000	2,20	30	1400	29	18 – 22 at	1400 mm depth

When the immersion depth of the diffusers is less than above, the hourly capacity increases.

Ring Compressors for small Ponds and Fish Keeping



Order No.	Capacity l/h	Connection Ø mm	Consumption KW	Voltage V	Immersion depth mm	Weight kg	Number of distributors
20162	8 000	1/2"	0,2	AC 220	1000	11	1 – 2
20163	8 000	1/2"	0,2	3 Ph. 380	1000	11	1 – 2
20180	12 000	1/2"	0,32	AC 220	1200	12	2
20181	12 000	1/2"	0,32	3 Ph. 380	1200	12	2
20200	18 000	3/4"	0,55	AC 220	1500	16	3
20201	18 000	3/4"	0,55	3 Ph 380	1500	16	3


There is no need for threaded flanges as there is a thread cut into the housing of the compressor. Every unit must be connected with an overload switch which should be mounted by an electrician.

Ring Compressors



Order No.	Type	Capacity l/h	Power KW	Voltage V	Immersion depth mm	Weight Kg
4 471 000 006	GF-120	48 000	0,12	220	850	5
4 471 000 005	GF-180	54 000	0,18	220	1200	7
4 471 000 004	GF-370	72 000	0,37	220	1600	15
4 471 000 003	GF-750	156 000	0,75	220	1900	19
4 471 000 002	GF-1100	198 000	1,10	220	1900	26
4 471 000 001	GF-1100A	198 000	1,10	380	2000	25





Ring Compressors SD for External Drive

There are several possibilities to power an aeration unit without mains connection:


1. Use a ring compressor with built in electric motor and power it off an independent generator.
2. Use a ring compressor SD and power it with an external combustion engine that you already own.
3. Use one of the ring compressors in our catalogue which come as complete units with added petrol engines and in different capacities.
4. For the transport of life fish, use one of the ring compressors SD and power it with the auxiliary drive of the truck if there is one.



Order No.	Capacity l/h	Immersion depth mm	Weight Kg	Number of distributors	Power needed
1179SD2	70 000	1500	11,5	8 – 12	1,0
1181SD4	150 000	1500	19,0	15 – 20	2,0
1182SD6	240 000	1500	23,5	25 – 35	3,0
1206SD8	500 000	1400	64,0	50 – 75	6,0

We supply complete units with petrol or diesel engine. Please tell us about your need, we offer the right utility with accessories.

Ring Compressors for External Drive



Order No.	Type	Capacity l/h	Power KW	Immersion depth mm	Weight Kg
4 471 000 007	GFP-2200	300 000	2,2	2800	24
4 471 000 008	GFP-1100	210 000	1,1	2200	16
4 471 000 009	GFP-750	168 000	0,75	2000	10
4 471 000 010	GFP-A1100	210 000	with 2,9 KW petrol engine	2200	30


Threaded Flange



Including seals and screws
The threaded flange allows to connect pipes with external threads to the compressor. If longer pipes are to be connected it is advisable to incorporate elastic adapters between compressor and piping to reduce tensions exerted on either.

Order No.	Connection Ø	
20305	1 1/4"	
20409	1 1/2"	2 Items required for in- and outlet
20609	2"	

Adapter Socket Nipple




For the transition from metal flange to plastic pipes

Order No.	Connection Ø	For pipe exterior Ø
20306	1 1/4"	40 mm
20411	1 1/2"	50 mm
20611	2"	63 mm

2 items required for in- and outlet

Hose Flange



Including seals and screws. The hose flange allows to connect standard commercial plastic hose to the compressor.

Order No.	Connection Ø	for hose interior Ø
20307	1 1/4"	40 mm
20412	1 1/2"	50 mm
20612	2"	63 mm

Additional Mufflers




Including connectors
The compressors only produce a minimum of noise during operations. If need be an additional muffler can be added to the inlet reducing noise levels even further. The muffler itself may only be connected to piping if no mechanical stress is exerted on it.

Order No.	Connection Ø
20308	1 1/4"
20413	1 1/2"
20613	2"

Inlet Filter



Order No.	Connection Ø	For pipe exterior Ø
20309	1 1/4"	40 mm
20414	1 1/2"	50 mm
20614	2"	63 mm



Distributor Cross an invaluable asset
Normal air emission 6 – 8000 l/h

The finely pored ceramic diffusers introduce the air in extremely fine bubbles. The float on top screens the gush of air from below and keeps the whole unit in a slow pendular motion, thus ensuring optimal distribution. Hose connection Ø 20 mm. All parts are made of corrosion-proof plastics and stainless steel.

Complete Distributor Cross

Order No.	Immersion depth
20700	400 mm
20701	500 mm
20702	600 mm
20703	700 mm
20704	800 mm
20705	900 mm
20706	1000 mm

Order No Immersion depth 20700 400 mm 20701 500 mm 20702 600 mm 20703 700 mm 20704 800 mm 20705 900 mm 20706 1000 mm The distributor is positioned roughly in the middle of the pond. A plastic rope is tied to the bank opposing the air hose, anchoring the distributor. The cord should not be too taut in order to allow the distributor to drift a little, thus ensuring an even distribution of oxygen over a wide area.



Parts for the Distributor Cross

Order No.	Item
20713	Float
20714	Complete distributor cross
20715	Cross connector
20716	Stainless steel
20717	Stainless steel nut
20718	Rubber seal
20719	Stainless steel rod, threaded, two per distributor cross
20720	Diffuser stone, 183 mm
Order No.	Immersion pipe, depth
30706	400 mm
30707	500 mm
30708	600 mm
30709	700 mm
30710	800 mm
30711	900 mm
30712	1000 mm






Bar Diffusers

For Pond Aeration and Fish Keeping

All diffusers have a hose connection Ø 20 mm

Bar Diffusers



Order No.	Length of diffuser with central connection
20721	500 mm
20722	1130 mm




Order No.	Length of diffuser with lateral connection
20723	310 mm
20724	630 mm
20725	880 mm



Parts

Order No.	Item
20726	T-connector with hose connector Ø 20 mm for bar diffuser
20727	Diffuser stone length 750 mm
20728	Diffuser stone length 500 mm
20720	Diffuser stone length 183 mm
20718	Rubber fitting
20716	Stainless steel disk
20717	Stainless steel Nut M6
20730	Stainless steel threaded rod for diffuser
20731	Stainless steel threaded rod for diffuser
20732	Stainless steel threaded rod for diffuser 20723
20733	Stainless steel threaded rod for diffuser 20724
20734	Stainless steel threaded rod for diffuser 20725





Fittings for Aeration and Water Supply


Sleeve Valve made of brass




Order No.	Size/ Inch	
20735	3/8"	
20736	1/2"	aeration tap
20737	3/4"	
20738	1"	
20739	1 1/4"	
20740	1 1/2"	
20741	2"	
20742	3"	
20743	4"	

Sleeve valves can be inserted into a PVC pipe by use of two threaded socket nipples.

Example




Adapter Socket Nipples PVC




Order No.	Size / Inch	Outside Ø of pipe	
20744	3/8"	16	
20745	1/2"	20	aeration tap
20746	3/4"	25	
20747	1"	32	
20306	1 1/4"	40	
20411	1 1/2"	50	
20611	2"	63	

Quick Lock Coupling plastic


Order No.	Size / Inch	Inside Ø of hose	
20751	3/8"	10	
20752	1/2"	13	
20753	5/8"	16	
20754	3/4"	19	aeration tap
20755	1"	25	
20756	1 1/4"	32	



Threaded piece




Order No.	Size / Inch	
20757	1/2"	aeration tap
20758	3/4"	
20759	1"	
20760	1 1/4"	
20761	1 1/2"	



Tap


Each distributor in an aeration system should be turned on and off and metered individually.

Example of Application - Assembly



Complete Regulating Tap

Order No. 20762 for pond aeration comprising:



Components:

1 valve	1/2"		Order No. 20736
1 hose quick-lock coupling	3/4"	19 Ø	Order No. 20754
1 threaded quick-lock coupling	1/2"		Order No. 20757
1 adapter socket nipple	1/2"	20 Ø	Order No. 20745

Hose Clips

Missing Picture!

Strap with 9 mm stainless steel


Order No.	Tightening range mm
20763	12 - 20
20764	16 - 25
20765	20 - 32 for aeration feed hose
20766	25 - 40
20767	40 - 60
20768	60 - 80
20769	80 - 100

PVC Hose

Soft, transparent, no insert



Order No.	Wall thickness mm	Inside Ø mm
30030	1	4
30510	2	6
30700	2	10
30850	3	13
30040	3	16
31990	4	19 air feed hose for aeration
33290	3	25



Spiral Hose

Use

As principal or secondary pipe for aeration plants, T-connectors can be inserted as outlets where desired. The sturdiness of the hose makes it suitable for aboveground and underground installation. It is popular as suction and pressure hose for water pumps and similar uses. Smooth inside wall.

Spiral Hose

Order No.

Inside Ø mm



20770	32
20771	40
20772	50
20773	63
20774	75

Larger Ø on request

PVC pipes, hard for Aeration and Water Supply

Tube of PVC Glue Tangit

Order No. 20863



Pipe	Order No.	Outside Ø mm
	10047	20
	10048	25
	10038	32
	10021	40
	10022	50
	10023	63

Larger Ø on request

The pipes are delivered in pieces a 5 m. They can be connected to any length desired with the moulded-in glue sockets.

Cleaner for PVC Glue Tangit

Order No. 20865

Pressure Hose Sleeves PVC

threaded

Order No.

Inch – Inside Ø of hose



20855	1/4 – 12
20856	3/8 – 16
20857	1/2 – 20
20858	3/4 – 25
20859	1 – 30
20860	1 1/4 – 40
20861	1 1/2 – 50
20862	2 – 60

PE Pipe Clamps

Starting at 40 mm with shackle



Pressure Hose Sleeves PVC

Order No.	Outside Ø mm
20849	20
20850	25
20851	32
20852	40
20853	50
20854	63



Order No.	D
20843	20 – 20
20844	25 – 25
20845	32 – 30
20846	40 – 40
20847	50 – 50
20848	63 – 60

90° Angle PVC



Order No.	d
20775	20
20776	25
20777	32
20778	40
20779	50
20780	63

45° Angle PVC



Order No.	d
20781	20
20782	25
20783	32
20784	40
20785	50
20786	63

90° T-Connector PVC



Order No.	d
20787	20
20788	25
20789	32
20790	40
20791	50
20792	63

90° T-Connector with Reducer PVC




Order No.	d
20793	32 - 20 - 32
20794	40 - 20 - 40
20795	50 - 20 - 50
20796	50 - 25 - 50
20797	50 - 32 - 50
20798	50 - 40 - 50
20799	63 - 25 - 63
20800	63 - 32 - 63
20801	63 - 40 - 63
20802	63 - 50 - 63

Cross Connector PVC



Order No.	d
20803	25
20804	32
20805	40
20806	50
20807	63

Short Reducer PVC



Order No.	d
20808	25 - 20
20809	32 - 20
20810	32 - 25
20811	40 - 20
20812	40 - 25
20813	40 - 32
20814	50 - 32
20815	50 - 40
20816	63 - 32
20817	63 - 40
20818	63 - 50

Long Reducer PVC




Order No.	d
20819	25 - 16
20820	25 - 20
20821	32 - 16
20822	32 - 20
20823	32 - 25
20824	40 - 16
20825	40 - 20
20826	40 - 25
20827	40 - 32
20828	50 - 20
20829	50 - 25
20830	50 - 32
20831	50 - 40
20832	63 - 20
20833	63 - 25
20834	63 - 32
20835	63 - 40
20836	63 - 50

Sleeves PVC



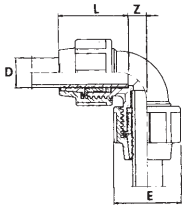
Order No.	d
20837	20
20838	25
20839	32
20840	40
20841	50
20842	63



The latest Generation of Fittings for Aeration and Water Supply
Fittings with clamping screw connectors for the installation of hoses and pipes without the use of glue

90° Angle PP and PE

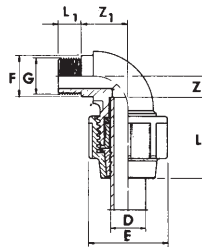
with two clamping screw connectors



Order No.	D
4 250 000 013	16
4 250 000 014	20
4 250 000 015	25
4 250 000 016	32
4 250 000 017	40
4 250 000 018	50
4 250 000 019	63
4 250 000 020	75
4 250 000 021	90
4 250 000 022	110

90° Angle PP and PE

with external thread and clamping screw connector

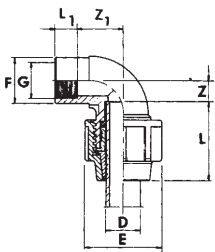


Order No.	D x G
4 250 000 042	16 x 3/8"
4 250 000 043	16 x 1/2"
4 250 000 044	20 x 1/2"
4 250 000 045	20 x 3/4"
4 250 000 046	25 x 1/2"
4 250 000 047	25 x 3/4"
4 250 000 048	32 x 1"
4 250 000 049	40 x 1 1/4"
4 250 000 050	40 x 1 1/2"
4 250 000 051	50 x 1 1/4"
4 250 000 052	50 x 1 1/2"
4 250 000 053	50 x 2"
4 250 000 054	63 x 2"
4 250 000 055	75 x 2 1/2"
4 250 000 056	90 x 3"
4 250 000 057	90 x 4"
4 250 000 058	110 x 4"

New!

90° Angle PP and PE

with one internal thread and one clamping screw connector



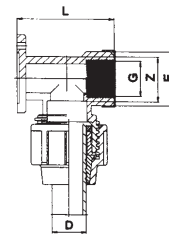
Order No.	D x G
4 250 000 023	16 x 3/8"
4 250 000 024	16 x 1/2"
4 250 000 025	20 x 1/2"
4 250 000 026	20 x 3/4"
4 250 000 027	25 x 1/2"
4 250 000 028	25 x 3/4"
4 250 000 029	32 x 1/2"
4 250 000 030	32 x 3/4"
4 250 000 031	32 x 1"
4 250 000 032	40 x 1 1/4"
4 250 000 033	40 x 1 1/2"
4 250 000 034	50 x 1 1/2"
4 250 000 035	50 x 2"
4 250 000 036	63 x 2"
4 250 000 037	75 x 2"
4 250 000 038	75 x 2 1/2"
4 250 000 039	90 x 3"
4 250 000 040	90 x 4"
4 250 000 041	110 x 4"

90° Angle reinforced PP and PE

with internal thread and wall mounting

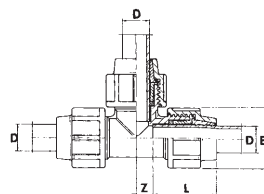


Order No.	D x G
4 250 000 060	25 x 3/4"



T-Connector PP and PE

With three clamping screw connectors



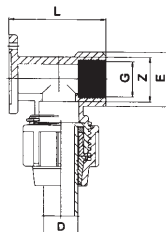
Order No.	D
4 250 000 061	16
4 250 000 062	20
4 250 000 063	25
4 250 000 064	32
4 250 000 065	40
4 250 000 012	50
4 250 000 066	63
4 250 000 067	75
4 250 000 068	90
4 250 000 069	110

90° Angle PP and PE

with internal thread and wall mounting



Order No.	D x G
4 250 000 059	25 x 3/4"



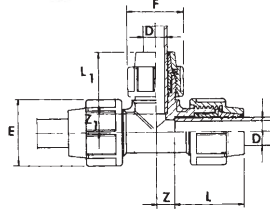
AGK AERATION SYSTEMS

AGK AERATION SYSTEMS

AGK

T-Connector reducer PP and PE

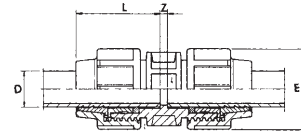
With three clamping screw connectors



Order No.	D x G
4 250 000 070	20 x 16
4 250 000 071	25 x 20
4 250 000 072	32 x 25
4 250 000 073	40 x 32
4 250 000 074	50 x 40
4 250 000 075	63 x 50
4 250 000 076	75 x 63
4 250 000 077	90 x 75
4 250 000 078	110 x 90

Wall Piercing Adapter

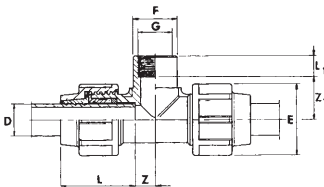
PP und PE



Order No.	D
4 250 000 112	16
4 250 000 113	20
4 250 000 114	25
4 250 000 115	32
4 250 000 116	40
4 250 000 117	50
4 250 000 118	63
4 250 000 119	75
4 250 000 120	90
4 250 000 121	110

T-Connector PP and PE

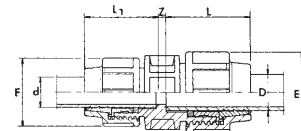
With one internal thread and two clamping screw connectors



Order No.	D x G
4 250 000 079	16 x 3/8"
4 250 000 080	16 x 1/2"
4 250 000 081	20 x 1/2"
4 250 000 082	20 x 3/4"
4 250 000 083	25 x 1/2"
4 250 000 084	25 x 3/4"
4 250 000 085	32 x 1/2"
4 250 000 086	32 x 3/4"
4 250 000 087	32 x 1"
4 250 000 088	40 x 1 1/4"
4 250 000 089	50 x 1 1/2"
4 250 000 090	50 x 2"
4 250 000 091	63 x 2"
4 250 000 092	75 x 2 1/2"
4 250 000 093	90 x 3"
4 250 000 094	90 x 4"
4 250 000 095	110 x 4"

Wall Piercing Adapter

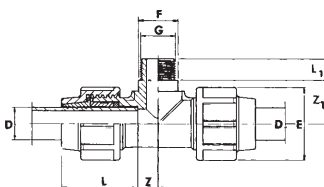
reducer PP and PE



Order No.	D x G
2 250 000 122	20 x 16
2 250 000 123	25 x 20
2 250 000 124	32 x 25
2 250 000 125	40 x 32
2 250 000 126	50 x 40
2 250 000 127	63 x 50
2 250 000 128	75 x 63
2 250 000 129	90 x 63
2 250 000 130	90 x 75
2 250 000 131	110 x 90

T-Connector PP and PE

With one external thread and two clamping screw connectors

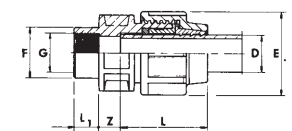


Order No.	D x G
4 250 000 096	16 x 3/8"
4 250 000 097	16 x 1/2"
4 250 000 098	20 x 1/2"
4 250 000 099	20 x 3/4"
4 250 000 100	25 x 1/2"
4 250 000 101	25 x 3/4"
4 250 000 102	32 x 1/2"
4 250 000 103	32 x 1"
4 250 000 104	40 x 1 1/4"
4 250 000 105	40 x 1 1/2"
4 250 000 106	50 x 1 1/2"
4 250 000 107	63 x 2"
4 250 000 108	75 x 2 1/2"
4 250 000 109	90 x 5"
4 250 000 110	90 x 4"
4 250 000 111	110 x 4"


Wall Piercing Adapter

PP and PE

With one internal thread and one clamping screw connector



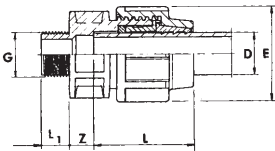
Order No.	D x G
4 250 000 132	16 x 3/8"
4 250 000 133	16 x 1/2"
4 250 000 134	20 x 1/2"
4 250 000 135	20 x 3/4"
4 250 000 136	25 x 1/2"
4 250 000 137	25 x 3/4"
4 250 000 138	25 x 1"
4 250 000 139	32 x 3/4"
4 250 000 140	32 x 1"
4 250 000 141	40 x 1"
4 250 000 142	40 x 1 1/4"
4 250 000 143	50 x 1 1/4"
4 250 000 144	50 x 1 1/2"
4 250 000 145	50 x 2"
4 250 000 146	63 x 2"
4 250 000 147	75 x 2"
4 250 000 148	75 x 2 1/2"
4 250 000 149	90 x 2"
4 250 000 150	90 x 2 1/2"
4 250 000 151	90 x 3"
4 250 000 152	90 x 4"
4 250 000 153	110 x 2"
4 250 000 154	110 x 3"
4 250 000 155	110 x 4"



Wall Piercing Adapter

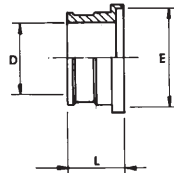
PP and PE

With one external thread and one clamping screw connector



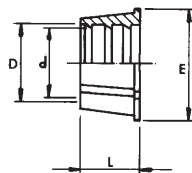

Order No.	D x G
4 250 000 156	16 x 3/8"
4 250 000 157	16 x 1/2"
4 250 000 158	20 x 1/2"
4 250 000 159	20 x 3/4"
4 250 000 160	20 x 1"
4 250 000 161	25 x 1/2"
4 250 000 162	25 x 3/4"
4 250 000 163	32 x 1"
4 250 000 164	32 x 1 1/4"
4 250 000 165	40 x 1 1/4"
4 250 000 166	40 x 1 1/2"
4 250 000 167	50 x 1 1/4"
4 250 000 168	50 x 1 1/2"
4 250 000 169	50 x 2"
4 250 000 170	63 x 1 1/2"
4 250 000 171	63 x 2"
4 250 000 172	75 x 2"
4 250 000 173	75 x 2 1/2"
4 250 000 174	90 x 2"
4 250 000 175	90 x 2 1/2"
4 250 000 176	90 x 3"
4 250 000 177	90 x 4"
4 250 000 178	110 x 2"
4 250 000 179	110 x 3"
4 250 000 180	110 x 4"

Clamping Sleeve PP and PE



Order No.	D
4 250 000 199	16
4 250 000 200	20
4 250 000 201	25
4 250 000 202	32
4 250 000 203	40
4 250 000 204	50
4 250 000 205	63
4 250 000 206	75

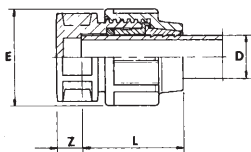
Clamping Cone PP and PE



Order No.	D
4 250 000 207	16
4 250 000 208	20
4 250 000 209	25
4 250 000 210	32
4 250 000 211	40
4 250 000 212	50
4 250 000 213	63
4 250 000 214	75

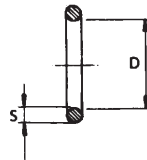
Cap PP and PE

With clamping screw connector



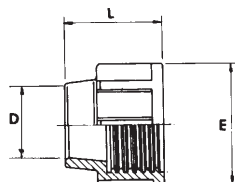
Order No.	D
4 250 000 181	16
4 250 000 182	20
4 250 000 183	25
4 250 000 184	32
4 250 000 185	40
4 250 000 186	50
4 250 000 187	63
4 250 000 188	75
4 250 000 189	90
4 250 000 190	110

O-Ring Seal PP and PE



Order No.	D
4 250 000 215	16
4 250 000 216	20
4 250 000 217	25
4 250 000 218	32
4 250 000 219	40
4 250 000 220	50
4 250 000 221	63
4 250 000 222	75

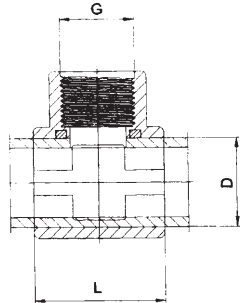
Nut PP and PE



Order No.	D	Order No.	D
4 250 000 191	16	4 250 000 195	40
4 250 000 192	20	4 250 000 196	50
4 250 000 193	25	4 250 000 197	63
4 250 000 194	32	4 250 000 198	75


AERATION SYSTEMS

Screw-On Clip PP and PE



Order No.	D x G	Order No.	D x G
4 250 000 229	25 x 1/2"	4 250 000 256	140 x 1"
4 250 000 230	25 x 3/4"	4 250 000 257	140 x 1 1/2"
4 250 000 231	32 x 1/2"	4 250 000 258	140 x 2"
4 250 000 232	32 x 3/4"	4 250 000 259	140 x 3"
4 250 000 233	40 x 1/2"	4 250 000 260	160 x 1"
4 250 000 234	40 x 3/4"	4 250 000 261	160 x 1 1/2"
4 250 000 235	40 x 1"	4 250 000 262	160 x 2"
4 250 000 236	50 x 1/2"	4 250 000 263	160 x 3"
4 250 000 237	50 x 3/4"	4 250 000 264	200 x 1 1/4"
4 250 000 238	50 x 1"	4 250 000 265	200 x 1 1/2"
4 250 000 239	63 x 3/4"	4 250 000 266	200 x 2"
4 250 000 240	63 x 1"	4 250 000 267	200 x 3"
4 250 000 241	63 x 1 1/2"	4 250 000 268	200 x 4"
4 250 000 242	75 x 1/2"	4 250 000 269	225 x 1 1/4"
4 250 000 243	75 x 3/4"	4 250 000 270	225 x 1 1/2"
4 250 000 244	75 x 1"	4 250 000 271	225 x 2"
4 250 000 245	75 x 1 1/2"	4 250 000 272	225 x 3"
4 250 000 246	90 x 1/2"	4 250 000 273	225 x 4"
4 250 000 247	90 x 3/4"	4 250 000 274	250 x 1 1/4"
4 250 000 248	90 x 1"	4 250 000 275	250 x 1 1/2"
4 250 000 249	90 x 1 1/4"	4 250 000 276	250 x 2"
4 250 000 250	90 x 1 1/2"	4 250 000 277	250 x 3"
4 250 000 011	110 x 1"	4 250 000 278	250 x 4"
4 250 000 251	110 x 1 1/2"	4 250 000 279	315 x 1 1/4"
4 250 000 252	110 x 2"	4 250 000 280	315 x 1 1/2"
4 250 000 253	125 x 1"	4 250 000 281	315 x 2"
4 250 000 254	125 x 1 1/2"	4 250 000 282	315 x 3"
4 250 000 255	125 x 2"	4 250 000 283	315 x 4"

Ridge Remover PP and PE



Order No. 4 250 000 225

Ribbon Wrench PP and PE




Ribbon Wrench Order No. 4 250 000 223
Replacement Ribbon Order No. 4 250 000 224

Pipe Cutter PP and PE



Order No. up to Ø
4 250 000 226 25
4 250 000 227 40
4 250 000 228 63




Solid block element - no energy requirement but great result

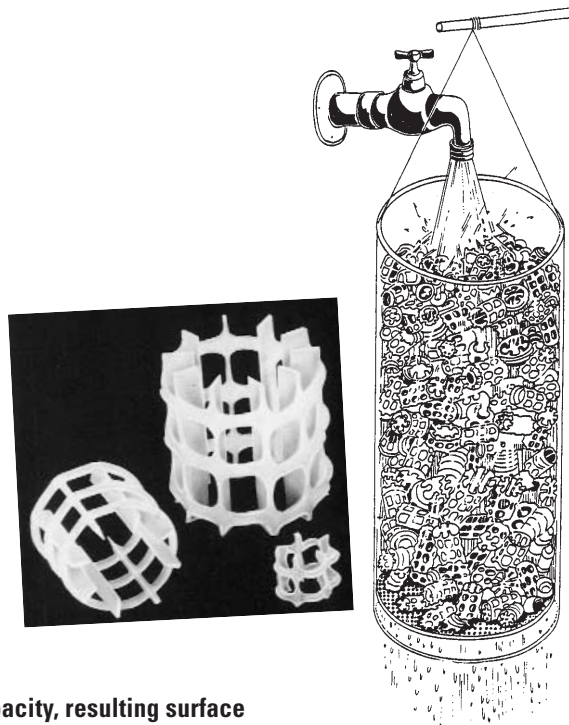
Use:
Simply let water run through the filter material. Be it block element or bulk material in a tube, closed off with a perforated metal sheet or wire mesh, the degassing and aeration result is always unsurpassed.

- stable block elements made of highly durable polyethylene
- material PE black and white
- little pressure loss
- high water flow-through
- high water flow-through
- good water distribution
- chemical resistant
- highly break-proof

High Efficiency Filling Bio Block Element



High Efficiency Bio-Blocks, Bulk



High Efficiency Bio, Block Element

Order No.	Block dimensions	Capacity, resulting surface
1985	2" 0,50 x 0,50 x 0,48 m = 0,12 m ³	100 m ² je m ³
1986	1" 0,50 x 0,50 x 0,48 m = 0,12 m ³	180 m ² je m ³
1987	5/8" 0,50 x 0,50 x 0,48 m = 0,12 m ³	330 m ² je m ³

High Efficiency Bio Blocks, Bulk

Order No.	Order unit	Material	dimensions
1987-0,2	m ³	PE / PP	5/8"
1986-0,2	m ³	PE / PP	1"
1988-0,2	m ³	PE / PP	1 1/2"
1985-0,2	m ³	PE / PP	2"

Capacity	5/8"	1"	1 1/2"	2"
Resulting surface	330 m ² je m ³	180 m ² je m ³	145 m ² je m ³	100 m ² je m ³

The smaller the bulk goods, the higher the efficiency and the created de-gassing and aerating surface Shipment in plastic bags á 0.2 m², minimum delivery 0.2 m²



Diaphragm Compressors for transporting live fish

Diaphragm Compressors

Order No. 351/12
 Order No. 351/24
 Order No. 351/13 replacement diaphragm



Technical Specifications:
Diaphragm Compressor
 Motor power: 46 W, 12/24 V
 Current: 5 A
 Capacity: 1300 l/h
 Max pressure: 1.5 bar
 Weight: 5 Kg
 Max. dimensions: 00 x 90 x 220 mm

Suitable for containers with a net. volume of 500 – 1000 l

Diaphragm Compressors

Order No. 497/12
 Order No. 497/24
 Order No. 467/13 replacement diaphragm




Technical Specifications:
Diaphragm Compressor
 Motor power: 80 W, 12/24 V
 Current: 18 A
 Capacity: 4800 l/h
 Max pressure: 1.5 bar
 Weight: 15 Kg
 Max. dimensions: 300 x 160 x 345 mm

Suitable for containers with a net. volume of 2000 – 3000 l

Diaphragm Pump

Order No. 168/12 V
 Order No. 168/24 V



Single diaphragm pump for the creation of pressure or vacuum. Powered by built-in permanent direct current motor. Pump- and motor-casing made of fibreglass-reinforced Polyamide. Suitable for tanks of approx. 150l of water.

Technical Specifications:

Order No.	168/12 V	168/24 V
Motorpower:	10 W	10 W
Current:	0,8	0,4
Max. pressure:	0,75	0,75
Capacity:	540 l/h	540 l/h

Cross- / T-Connector plastic

Suitable for
 Order No. 168/12V

Order No.1006



Order No. 1007



PVC-Hose

Order No. 30030
 Clear, flexible, for feeding air from the pump into the distributor stone.


Outside Ø 6 mm Inside Ø 4mm




Special-Diffuser Stone

Order No.1008
 Dimensions 50 x 25 x 25 mm





Diaphragm Compressor the transport of live fish



Typ MPQ-903

Order No. 4 472 000 010
12 V, 35 W, 70 l/min., 1,0 bar

Typ MPQ-904

Order No. 4 472 000 007
12 V, 60 W, 90 l/min., 1,2 bar

Typ MPQ-906A

Order No. 4 472 000 011, 24 V, 120 W, 130 l/min., 1,3 bar

Typ MPQ-905

Order No. 4 472 000 006
12 V, 100 W, 105 l/min., 1,2 bar

Typ MPQ-906

Order No. 4 472 000 005
12 V, 120 W, 125 l/min., 1,3 bar


Diaphragm Pump M2K3 for fish keeping, small ponds and fish tanks

Order No. 1060

Especially suitable for the aeration of fish tanks, aquariums, and keeping tanks in restaurants and shops. The pump delivers fully oil-free air and works very quietly. The power cable is connected and supplied with a plug. A complete suite of distributors is included. It is comprised of: 2 diffuser stones, 1 T-connector, 3m of hose.

A complete suite of distributors is included. It is comprised of: 2 diffuser stones, 1 T-connector, 3 m of hose

Voltage: 220
Capacity: 300
Power: 5
Dimensions: 60 x 75 x 160




Diaphragm Pump Air King for fish keeping, small ponds and fish tanks

Order No. 1061

For Aeration of larger keeping tanks. Design as above. A complete suite of distributors is included. It is comprised of: 3 diffuser stones 1 cross - connector 4 m of hose

Voltage: 220
Capacity: 600
Power: 8
Dimensions: 165 x 160 x 80



Replacement Parts:

Order No. 1061/01 replacement diaphragm
Order No. 1061/02 diaphragm body
Order No. 1061/03 magnetic coil
Order No. 1061/04 hose, red, 7 cm



Diaphragm Pump for fish keeping, small ponds and fish tanks

Order No. C302K

Order No. C302K-M diaphragm replacement set

The quietness and the capacity of this pump have already convinced many owners. They successfully use it for aeration purposes in restaurants and trade. It is especially suitable for fish keeping and breeding. Several independently switchable connectors can be attached.

The air volume can be adjusted by means of a knob with three steps.

A very sturdy plastic casing protects the interior from moisture.

Four rubber legs prevent the transmission of vibrations.



Setting	Capacity l/h	Power consumption W 1
1	2400	30
2	3000	38
3	3600	50

Accessories:

- Order No. 1930 dual air tap
- Order No. 1931 triple air tap
- Order No. 1932 quadruple air tap

Replacement Parts:

- Order No. C302K-1 3 level switch
- Order No. C302 K-4 Rubber diaphragm with thread
- Order No. 158 hose connector piece

Diaphragm Pump for fish keeping, small ponds and fish tanks



Typ LP-40

Order No. 4 472 000 009

50 HZ, 220 V, 50 l/min, 40 W, 0,4 bar

Diaphragm Pump for fish keeping, small ponds and fish tanks



Typ LP-60

Order No. 4 472 000 008

50 HZ, 220 V, 70 l/min, 60 W, 0,4 bar

Diaphragm Pump for fish keeping, small ponds and fish tanks



Typ ACO-008

Order No. 4 472 000 004

220 V, 50 HZ, 120 W, 120 l/min, 0,4 bar

Typ ACO-012 A

Order No. 4 472 000 002

220 V, 50 HZ, 320 W, 210 l/min, 0,4 bar

Typ ACO-010


Order No. 4 472 000 003

220 V, 50 HZ, 200 W, 170 l/min, 0,4 bar

Typ ACO-018 A

Order No. 4 472 000 001

220 V, 50 HZ, 520 W, 260 l/min, 0,45 bar



Bar Distributors

Chrome-plated brass fittings, with stones 100 x 25 x 25 mm and connector for hoses with 6 mm inside diameter.



Order No. 1933 overall length approx. 50 cm




Order No. 1934 overall length approx 80 cm




Order No. 1935
overall length approx 110 cm


Frame Distributors



Order No. 1936
overall dimensions approx 50 x 30 cm



Order No. 1937
overall dimensions approx 80 x 30 cm



Order No. 1938
overall dimensions
app. 120 x 30 cm

Air hose Order No. 30510 Inside 6.0 mm Please specify length, when ordering.

For small ponds we advise to use a floating cross shaped distributor, standard immersion depth 80 cm, different legths are possible. **Order No. 1939**

Replacement diffuser stone Order No. 19380

Diffuser Stones



①



②

③

④



⑤

- ① **Order No. 5 230 000 004**
Ø 50 x 100 mm, hose connector
- ② **Order No. 5 230 000 001**
Ø 30 x 80 mm, hose connector Ø 4 mm
- ③ **Order No. 5 230 000 002**
Ø 20 x 115 mm, hose connector Ø 4 mm
- ④ **Order No. 5 230 000 003**
Ø 20 x 80 mm, hose connector Ø 4 mm
- ⑤ **Order No. 10008**
50 x 25 x 25 mm, hose connector Ø 4 mm

Cross- / T-Connector plastic

Order No. 1006



Order No. 1007



For hose with an inside diameter of Ø 4 mm

PVC hose

Order No. 30030

Clear, flexible, for the connection of diffusers with the pump.

Outside Ø 6 mm

Inside Ø 4 mm



High Capacity Ceramic Diffuser

The air or oxygen bubbles produced by this high performance diffuser made of ceramic material are microscopically small. A normal diffuser stone made of sintered materials can never achieve such high capacity.

Order No. 5 230 000 005

Dimensions:

Base: 44 x 365 mm

Porous surface: 30 x 310 mm

Height: 20 mm

Hose connector for hoses with an inside diameter of 6 - 7 mm



Order No. 5 230 000 006

Dimensions:

Base: 80 x 700 mm

Porous surface: 60 x 620 mm

Height: 25 mm,

Connection thread 1/4"




PVC hose


Order No. 30510

Clear, flexible, for the connection of distributors with the pump

Outside Ø 8 mm

Inside Ø 6 mm





Injector (air jet) for keeping tanks and aquariums

Supplies fish tanks with fresh water and air at the same time. The water connection features nut, which fits onto a hose connector with seal. The built in nozzle has a diameter of 1 mm and can easily be replaced. All models are noise reduced.

Order No. Length mm

Water supply from above

1212/1	450
1213	500
12140	550
1215	600
12160	650
1217	700
1218	750
1219	Suite of nozzles 1,0 – 3 mm Ø 0,5 mm resolution
1228	Single nozzle

Order No. Length mm

Water supply from below

1220/1	450
1221	500
1222/1	550
1223	600
1224/1	650
1225	700
1226	750

Table of water consumption valid for all models



Supply from above



Supply from below through the bottom of the tank


Water consumption

Approx. litres/hour

Water pressure

bar	Nozzle diameter mm				
	1	1,5	2	2,5	
1	25	55	100	150	
2	35	80	135	200	
3	48	105	175	250	
4	56	130	210	300	
5	70	150	245	350	
6	80	175	285	400	

Steel Oxygen Cylinders



Order No.	Volume approx ca. Liter	Litres Nomina pressure kp/cm	Gas capacity litres	Outside diameter mm	Overall length mm	Weight	empty approx kg
80115	2	200	400	102	490		4,9
80125	5	150	750	140	600		8,8
80130	10	200	2000	140	970		15,5
80135	20	200	4000	204	950		29,6
80155	40	150	6000	204	1640		47,6

All bottles come with protective cap and an stand.

Our seamless lightweight steel bottles are especially suited for the transport of live fish.

Delivery filled, with valve.

Order No. 3520 name stamp

On request your name can be stamped into the bot

Installation Wrench



Order No. 3521

For mounting the pressure reducer, the transfusion connector and bow etc.

Liquid Oxygen Unit

Order No. 3 000 000 799

Built into a stainless steel cart with forklift tunnels, also available as single tank version.




Refill hose for liquid oxygen with pressure reducer and working pressure control gauge.

2 Oxygen tanks 170 l made of stainless steel with built in vaporizer (auxiliary vaporizer on request).

Box with flow-through meters and pressure control gauge (observable through the rear – view window with illumination). All pipes needed for the tanks.

No construction work, ready to use.


The complete system is screwed to the rear of the driver's compartment.



Transfusion Bow

For filling small bottles from larger cylinders without pressure gauge

Order No. 1097



Transfusion Bow

with pressure gauge


Order No. 1098



Replacement Pressure Gauge

Working-Pressure Gauge 0-4 bar

Order No. 10990




Oxygen Pressure Reducer

Our pressure reducers gap needed feature a special construction that allows safe operation that allows safe operation even under unfavourable conditions such as small amount of flowthrough

Pressure Reducer for Oxygen

Without master and working-pressure gauge

Order No. 1088



Replacement Pressure Gauge

Master Pressure Gauge

Order No. 10991



Rubber Protective Cap

For pressure gauge

Order No. 21102



Branch Connectors

The advantage of these connectors is that you do not need to pull of the hose under pressure any more. You close the tap, unscrew the nut and easily take of the hose with the connector piece. There is no wear on the hose.

Order No.	No. of branches
Order No. 2012	2
Order No. 2014	4
Order No. 2016	6



Order No. 2012



Order No. 2016



Flow-Through Meters

With master and working-pressure gauge

- Order No. 1085
- Order No. 1090DFM
- Order No. 1091DFM
- Order No. 1092DFM
- Order No. 1093DFM
- Order No. 1094DFM
- Order No. 1095DFM

- 1
- 2
- 3
- 4
- 6
- 8
- 12


Order No. 1090DFM



Order No. 1085



Order No. 1094DFM



Coupling (plastic)

For the connecting two high pressure hoses

Order No. 21103



Star-Connector (plastic)

For the connection of three high pressure hoses

Order No. 21104




T-Connector (brass)

For DIY construction of circular distributors

Order No. 21105

large connectors for distributor hose, small connector for high pressure hose




Hose Clip

Especially for the transport of fish, no screws or sharp edges

Order No. 21107

For 3/4" distributor hose



Hose Connecting Piece (brass, plastic)

End Piece (plastic)

Order No. 21106 (one pair)

Brass neck for high pressure hose, plastic neck for diffuser hose. End plug for diffuser hose.





High Pressure Hose (blue)

Order No. 21108

With linen-inlay, 6 mm inside diameter, for all types of connectors.





Hose Diffuser for Oxygen

① Order No. 1110


Mounted on a stainless steel frame Dimensions of the frame 400 x 300 mm For containers of 80 - 160 l



Hose Diffuser for Oxygen

② Order No. 1111


Mounted on a stainless steel frame Dimensions of the frame 600 x 400 mm For containers of 250 - 500 l



Hose Diffuser for Oxygen

③ Order No. 1112

Mounted on a stainless steel frame Dimensions of the frame 800 x 400 mm For containers of 500 - 800 l



Hose Diffuser for Oxygen

④ Order No. 1113

Mounted on a stainless steel frame Dimensions of the frame 1000 x 500 mm For containers of up to 2000 l


Diffuser Hose

④ Order No. 1109

per meter Loose, without end plug, inside diameter 19 mm




Hose Diffuser for Oxygen



Hose Diffusers


Order No.	L x W mm	Order No.	L x W mm
3 000 000 814	500 x 400	3 000 000 821	1000 x 550
3 000 000 815	700 x 400	3 000 000 822	800 x 700
3 000 000 816	500 x 550	3 000 000 823	900 x 700
3 000 000 817	600 x 550	3 000 000 824	1000 x 700
3 000 000 818	700 x 550	3 000 000 825	1100 x 700
3 000 000 819	800 x 550	3 000 000 826	1200 x 700
3 000 000 820	900 x 550	3 000 000 827	1500 x 700

Hose Diffuser for Oxygen Square shape for eel tank



Order No.	L x W mm
3 000 000 828	700 x 700
3 000 000 829	800 x 800
3 000 000 830	1000 x 1000

Hose Diffuser for Oxygen For insulated shipping containers



Order No.	L x W mm	container
3 000 000 831	1300 x 700	1200 l
3 000 000 832	1400 x 700	1700 l
3 000 000 833	2000 x 900	2400 l