



FENIX




Product catalogue

March 2009

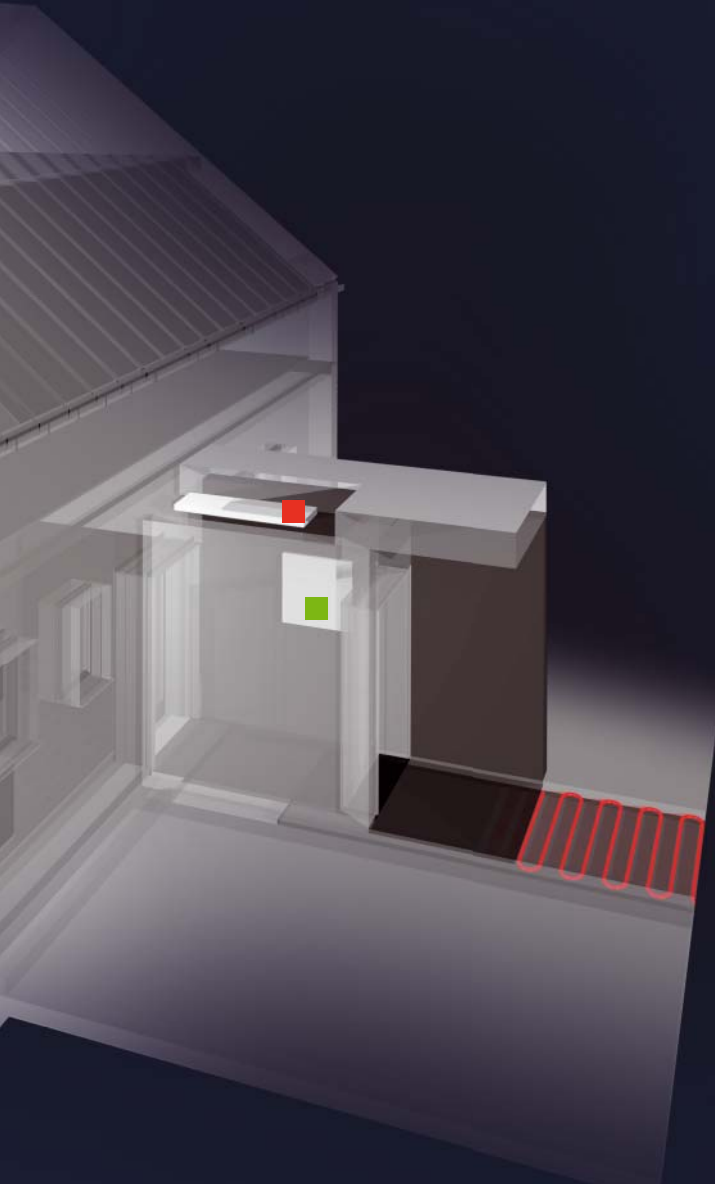


FENIX



Fenix was founded in 1990 as one of the first private companies in the Czech Republic following the "Velvet" Revolution. The first items produced were the successfully marketed ECOSUN electric radiant heating panels, however, as market demand increased these products were followed by ECOFLEX electric convectors, ECOFLOOR heating cables and mats and ECOFILM heating films.

The company also offers a wide range of supplementary products including heating system controls, cable kits and cable mats. With the increase in demand the structure of the company developed – for the reason of retaining maximum flexibility a holding company structure was chosen, with individual and independent members.



ECOSUN – radiant heating panels
 low and high temperature radiant ceiling panels
 pages 4–5

MR – marble radiant panels for residential,
 commercial and individual application
 page 6

GR – glass radiant panels for residential,
 commercial and individual application
 page 7

ECOFLOOR – heating cable systems
 heating cable circuits and cable mats,
 complete floor heating installation kits,
 de-icing gutters and eaves troughs, snow-melting,
 de-icing outdoor surfaces, frost protection of pipes
 pages 8–19

ECOFILM – heating film systems
 E-set - underfloor heating, kit for DIY installation
F – underfloor heating film
C – radiant ceiling heating film,
MHF – mirror fogging prevention
 pages 20–23


ECOFLEX – electric convectors
 classic and glass convection heaters
 pages 24–26

THERMOSTATS AND CONTROLS
 regulation unit, control unit, room and floor sensors, and
 regulators for reduction of main circuit breaker value
 pages 27–28

STORAGE HEATERS
 static and dynamic storage heaters
 page 29

ATLANTIC – storage water heaters
 10 – 200 L volume
 page 30

SUPPLEMENTARY PRODUCTS
 Hand dryers, towel radiators
 page 30



The following companies were incorporated successively:

Fenix s.r.o. – plant producing electrical heating systems

Fenix Trading s.r.o. – trading company

Fenix Slovakia s.r.o. – production and trading company, representing FENIX in Slovakia

Fenix Group a.s. – a company which provides property management and services (strategic planning, administration of property, economic and financial services)

Flexel International Ltd. – manufacturing and trading company located in the United Kingdom

In 2008 FENIX Holding – acquired the production and trading company

Aztec Europe Ltd., – manufacturer of special applications, such as mirror demisting heaters, vivarium heaters, caravan and mobile home heating equipment.

Presently, the company Fenix Holding s.r.o. is one of the largest European producers of surface electric heating systems, and currently exports to 52 countries worldwide.

Principle of infrared heating

Whereas in **convection heating** the air is warmed by a convector which then transfers heat as it flows over the objects that are to be heated (walls, furniture), **Radiant heating** panels transfer heat mainly through radiant energy. Upon encountering objects (walls, furniture, floors), radiant energy is partially reflected (approx. 15 %), the majority (approx. 85 %) is absorbed by the objects. This radiant energy is converted to heating energy as it raises the temperature of the objects, which then transfer heat to the cooler air by convection.

Thanks to unique technology Silicating, high temperature radiant panels reach high emissivity up to 0,98 mu.



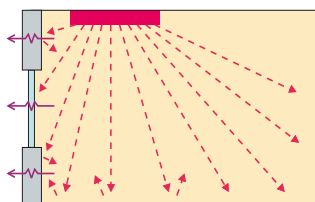
The principles mentioned create the following advantages:

- the surface of the radiant panel generates a heat flow whose spectrum is in the wavelength not greater than 5 micrometers and is thus absorbed to a large degree by the human body: people are therefore heated in a manner similar to the objects in the room.
- when the radiant heat flow increases the temperature of the objects in the room of 20-22 °C, comfort conditions are achieved even with air temperatures of 18-19 °C which can lead to energy savings of 18-24 %.
- radiant panels permit the temperature distribution in a room to be more vertically balanced giving a 1-2 degree difference between the floor and the ceiling (for convection heating the difference is given as 1 °C per metre of height, 30-50cm of height).
- there is less flow movement therefore dust particles due to brownian movement are less thus reducing the risk of illnesses - asthma, mucous membrane infection, etc.
- increased wall temperatures mean a lower possibility of surface condensation, albeit the humidity in the room is not lowered.
- glass is not "transparent" (we might say "transthermant") when it comes to radiation with wavelengths over 3 and thus the radiant flow is not lost through windowpanes.
- the panels do not require maintenance

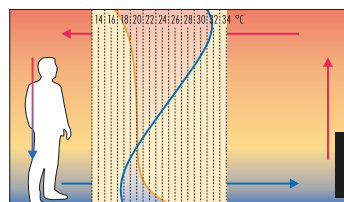
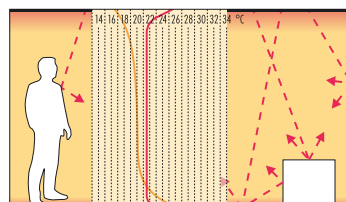


Unique technologies

Fenix utilises unique state-of-the-art technology in respect of the finished panel surfaces. (Thermoquartz and Thermocrystal for low temperature panels and Silicating for high temperature panels).



Radiant heating by ECOSUN




Convection heating

LOW TEMPERATURE PANELS


ECOSUN K+ – heating panel used for warming church pews, desks in offices and administrative buildings.

Basic color: brown **Connection cable:** 50 cm for 100–270 K+, 75 cm for 330–400K+

	TYPE	[W]	[V]	Covering	Dimensions [mm]	Weight [kg]	Recommended clearance [m]	Quantity on pallet	Cat. No.
	ECOSUN 100 K+	100	230	IP 44	500×320×30	2,5	Mounted in	60	5401200
	ECOSUN 200 K+	200			750×320×30	3,7		45	5401205
	ECOSUN 270 K+	270			1000×320×30	5,2		30	5401210
	ECOSUN 330 K+	330			1250×320×30	6,6		30	5401215
	ECOSUN 400 K+	400			1500×320×30	7,9		30	5401220
Ceiling fixing frame for ECOSUN 100 K+, 200 K+, 270 K+, 330 K+, 400 K+									

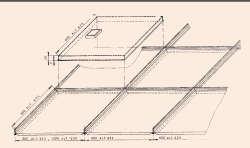
ECOSUN U – universal panel for dwelling and non-dwelling spaces, possibly mounted onto ceilings or into suspended ceilings.

Basic color: white **Connection cable:** 100 cm

	TYPE	[W]	[V]	Covering	Dimensions [mm]	Weight [kg]	Recommended clearance [m]	Quantity on pallet	Cat. No.
	ECOSUN 300 U	300	230	IP 44	592×592×30	5,0	2,5–3,0	40	5401037
	ECOSUN 600 U	600			1192×592×30	10,1	2,8–3,3	20	5401047
	ECOSUN 700 U	700				10,5	3,0–3,5	20	5401171

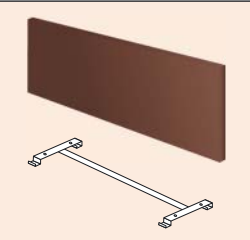
ECOSUN C – heating panels only for mounting into suspended ceilings.

Basic color: white

	TYPE	[W]	[V]	Covering	Dimensions [mm]	Weight [kg]	Recommended clearance [m]	Quantity on pallet	Cat. No.
	ECOSUN 300 c 600/VT	300	230	IP 20	574×574×35	4,6	2,5–3,0	40	5401065
	ECOSUN 600 c 600/VT	600			574×1174×35	9,4	2,8–3,3	20	5401075

ECOSUN IKP, IN, IN-2 – panels for industrial and agricultural applications (i.e. in workshops, greenhouses, livestock facilities).


Basic color: brown **Connection cable:** 100 cm

	TYPE	[W]	[V]	Covering	Dimensions [mm]	Weight [kg]	Recommended clearance [m]	Quantity on pallet	Cat. No.
	ECOSUN 700 IKP	700	230	IP 54	1192×592×30	10,6	2,5–3,0	20	5401176
	ECOSUN 700 IN	700		IP 65	1192×592×30	10,9	2,8–3,3	20	5401181
	ECOSUN 700 IN-2	700		IP 65 E Ex 2			3,0–3,5	20	5401186
Ceiling fixing frame for type IKP, IN, IN-2									

HIGH TEMPERATURE PANELS

ECOSUN SB – panels for industrial and agricultural applications (i.e. in workshops, gyms, production bays, livestock facilities).

Basic color: white

	TYPE	[W]	[V]	Covering	Dimensions [mm]	Weight [kg]	Recommended clearance [m]	Quantity on pallet	Cat. No.
	ECOSUN SB 09	900	230	IP x4	1500×130×50	5,8	According to individual conditions, for full area 5–8 m, zonal 3,4–4,5 m	75	5401609
	ECOSUN SB 12	1200							5401612
	ECOSUN SB 18	1800	230 / 400 2N		1500×230×50	9,9		45	5401618
	ECOSUN SB 24	2400							5401624
	ECOSUN SB 30	3000							5401630
	ECOSUN SB 36	3600							5401636

RADIANT PANELS

MR – marble radiant panels

MR marble radiant panels are primarily intended for heating reception rooms, halls, bathrooms and others.

MR panel has an extremely aesthetic appearance and the radiant heat from this natural material is very acceptable. The MR panel consists of a robust polished marble plate, a heating element, limiting thermostat, and a connection cable. This panel is intended to be installed as a fixed installation on a wall with the connection cable connected to the installation box. These panels are manufactured in various power outputs and are available in 5 marble designs.

As marble is a natural material there is the possibility of small colour and texture variances.



MR PANELS – marble radiant panels (thermo fuse), IP 44, class II; **Connection cable** for 300–1000:100 cm, 1200: 150 cm;

Type of marble: Kavala, Volakas, Janina, Rosa, Veria Green;

Needed clearance: lower edge 5 cm / top and side edge 15 cm / front side 50 cm

IP 44	TYPE	OUTPUT [W]	Dimensions [mm]	Weight [kg]	Marble	Cat. No.
	MR300	300	500×500×30	20	Volakas	5438000
	MR500	500	700×500×30	28		5438005
	MR800	800	900×600×30	43		5438010
	MR1000	1000	1100×600×30	53		5438015
	MR1200	1200	1300×600×30	62		5438020
	MR300	300	500×500×30	20	Kavala	5438200
	MR500	500	700×500×30	28		5438205
	MR800	800	900×600×30	43		5438210
	MR1000	1000	1100×600×30	53		5438215
	MR1200	1200	1300×600×30	62		5438220
	MR300	300	500×500×30	20	Janina	5438050
	MR500	500	700×500×30	28		5438055
	MR800	800	900×600×30	43		5438060
	MR1000	1000	1100×600×30	53		5438065
	MR1200	1200	1300×600×30	62		5438070
	MR300	300	500×500×30	20	Rosa	5438100
	MR500	500	700×500×30	28		5438105
	MR800	800	900×600×30	43		5438110
	MR1000	1000	1100×600×30	53		5438115
	MR1200	1200	1300×600×30	62		5438120
MR300	300	500×500×30	20	Veria Green	5438250	
MR500	500	700×500×30	28		5438255	
MR800	800	900×600×30	43		5438260	
MR1000	1000	1100×600×30	53		5438265	
MR1200	1200	1300×600×30	62		5438270	



KAVALA




VOLAKAS



JANINA



ROSA



VERIA GREEN

GR – glass radiant panels

GR glass radiant panels feature an attractive and timeless design. Due to the aesthetic appearance these panels are primarily intended for heating reception rooms, offices and others. Glass panels consist of a 12 mm toughened glass plate heating element, thermo fuse, and connection cable. They are designed to be mounted on a wall connecting the connection cable to the wiring box. For bathroom use GRT panels are available with a single or double towel rail.



GR PANELS – glass panels (thermo fuse), IP 44, class II; **Connection cable:** 100 cm;

Panels are manufactured in two series with different outputs. GR panels you can choose from four colors: white, black, red, yellow-green

Needed clearance: lower edge 5 cm / top and side edge 15 cm / front side 50 cm

IP 44	TYPE	OUTPUT [W]	Dimensions [mm]	Weight [kg]	Quantity		Glass color	Cat. No.
					on pallet	in crate		
	GR 500	500	700×500×12	16	10	20	white	5437232
	GR 1000	1000	1100×600×12	25	5	12		5437236
	GR 500	500	700×500×12	16	10	20	black	5437202
	GR 1000	1000	1100×600×12	25	5	12		5437206
	GR 500	500	700×500×12	16	10	20	red	5437212
	GR 1000	1000	1100×600×12	25	5	12		5437216
	GR 500	500	700×500×12	16	10	20	yellow-green	5437222
	GR 1000	1000	1100×600×12	25	5	12		5437226

GRT PANELS – wall mounted glass radiator panels (thermo fuse) come available as a single towel rail, IP 44; Design possible in various colours as GR panels; **Needed clearance:** lower edge 15 cm / top and side edge 15 cm / front side 50 cm

IP 44	TYPE	OUTPUT [W]	Dimensions [mm]	Weight [kg]	Glass color	Cat. No.
	GRT 500	500	700×500×12	17	white	5437243
	GRT 1000	1000	1100×600×12	26		5437246
	GRT 500	500	700×500×12	17	black	5437242
	GRT 1000	1000	1100×600×12	26		5437244

WIRELESS REGULATION SUITABLE FOR ECOSUN, MR AND GR PANELS

	Product	Cat. No.
	BPT-SP – wireless control unit – transmitter 2–39 °C, adjustable difference of switching 0.1–1.5 °C, PI-PWM, fuzzy logic, 9 select programmes, each programme up to six changes, option of differentiating between an odd and even week, 255 transmitters can be connected to different addresses, simple pairing receiver/transmitter, summer regime function, holiday, party, 2×1.5 V AA power supply, placement on a wall or on a stand, range 35 m in buildings, up to 300 m in open areas, frequency 433.92 MHz, option of control using a text message with the help of an additional GSM module, GST 1, (not included in the price).	4500330
	SP1 – wireless receiver – flush-mounted 16A switches, 230V power supply, IP20, receives information from BPT-SP and confirms the change, frequency 433.92 MHz, indication of operational status with LED diodes, connection in mounting box.	4500332
	SP2 – wireless receiver – wall-mounted 16A switches, 230V power supply, IP20, receives information from BPT-SP and confirms the change, frequency 433.92 MHz, indication of operational status with LED diodes, to be mounted on a wall or in mounting box.	4500334
	SP3 – wireless receiver – socket 16A switches, 230V power supply, IP20, receives information from BPT-SP and confirms the change, frequency 433.92 MHz, indication of operational status with LED diodes, insertion into a 230 V / 16 A socket.	4500336

ECOFLOOR electric floor heating systems ensure ideal heat distribution and, by decreasing undesirable air circulation, reduce dust levels. These systems offer great comfort, economic and reliable operation, and long lifetime. They preserve free floor space by eliminating the need for various heating elements, radiators and heat distribution systems. The principal advantage of electric floor heating is easy and separate temperature control in individual rooms. Once installed, it is completely maintenance free.

We provide 10 year warranty for underfloor heating cables and mats and 2 year warranty for cables used for outdoor application (gutter, eaves, pipes).



Overview of ECOFLOOR heating cables and recommended usage

Type	Input [W/m]	Single-core cable	Double-core cable	Protection screen	Type of floor heating according to cable installation				Outdoor heating	Process heating - protection of pipes	De-icing gutters and eaves	Protection against UV radiation	Thermal resistance of jacket
					Direct heating (concrete under tiles)	Semistorage (concrete ~5cm)	Semistorage (concrete ~8cm)	Storage (concrete ~12cm)					
ADSV	10	●	●	●	●	●							70 °C
	15	●	●	●	●	●							
	18	●	●	●	●	●							
ADPSV	10		●	●					●		●		80 °C
	18		●	●		●	●			●	●		
	20		●	●						●	●		
PIP	10	●			●								70 °C
	15	●				●							
PSV	10	●	●	●									80 °C
	15	●	●	●		●							
MPSV	15	●	●	●		●	●		●		●	●	80 °C
	20	●	●	●		●	●		●		●	●	
	25	●	●	●					●		●	●	
MADPSP	20		●	●			●	●		●	●	●	90 °C
	25		●	●			●	●		●	●	●	
	30		●	●						●	●	●	
PPC	12		●	●						●			70 °C
ELSR-M	10		●	●						●			65 °C
	15		●	●						●			
ELSR-N	20		●	●						●	●	●	80 °C
	30		●	●						●	●	●	

Overview of ECOFLOOR heating mats and recommended usage

Type	Surface input [W/m²]	Single-core cable	Double-core cable	Protection screen	Type of floor heating according to cable laying				Outdoor heating	Protection against UV radiation	Thermal resistance of jacket
					Direct heating (concrete under tiles)	Semistorage (concrete ~5cm)	Semistorage (concrete ~8cm)	Storage (concrete ~12cm)			
LDTS	100		●	●	●	●					70 °C
	160		●	●	●	●					
LD	160	●		●	●	●					70 °C
LSDTS	80		●	●	●						70 °C
	100		●	●	●						
	160		●	●	●						
MST	100	●		●		●				●	80 °C
	160	●		●		●	●			●	
	280	●		●		●	●	●		●	
MDT	300		●	●					●	●	90 °C

Type of mat / type of cable:
LD / ASL1P; **L(S)DTS** / ADSV-T.

*) for a short term (installation under asphalt)

Cable composition markings

M A D P S P

Jacket

- P** - XLPE (cross-linked polyethylene)
- 1P** - PP-LDPE (mixed polypropylene & low density PE)
- V** - PVC (polyvinyl chloride)

Protection screen (for wet areas)

- S** - full screen protection (tinned copper wires and aluminium tape)
- SL** - linear screen protection

No letter is used for a cable without screen protection

Plastic insulation (for outdoor applications, higher mechanical ruggedness of cable)

- P** - XLPE (cross-linked polyethylene)

No letter is used for a cable without the second plastic insulation

Number of heating cores

- D** - double-core cable

No letter is used for a single-core cable

Core insulation

- A** - FEP (fluoropolymer)
- P** - XLPE (cross-linked polyethylene)

Resistance (heating) wire

- M** - multi-resistance - stranded resistance wire (to be used for higher outputs)
- No letter is used for a non-stranded (simple) resistance wire

20 240 - 165

Width of mat

- 3** = 300 mm
- 5** = 500 mm

Surface input of mat

- 08** = 80 W/m²
- 10** = 100 W/m²
- 16** = 160 W/m²
- 28** = 280 W/m²
- 30** = 300 W/m²

Total input of circuit [W]

Linear input of cable [W/m]

DIRECT HEATING SYSTEMS

ECOFLOOR CABLES AND MATS

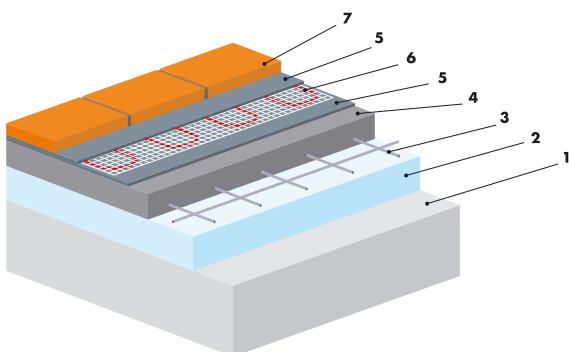


ECOFLOOR heating systems are available in two basic variants – **heating cable circuits** and **heating mats**.

In fact the two systems do not differ from one another very much. In both cases, the heating system consists of a heating cable, either separate or fixed to a supporting fibreglass cloth (heating mat). This modern floor heating system permits easy and effective regulation. The heating cable circuit or mats are placed directly beneath tiles in a thin layer of permanently flexible cement so the tiled surface heats up relatively quickly (circa 20 min). Temperature control is sensitive and quick to react. Heating cable circuits or mats are suitable for renovated floors where the final floor height is not a constraint.

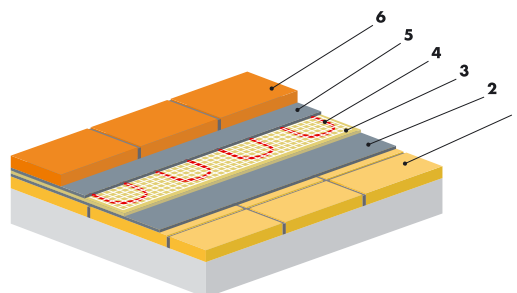
DIRECT HEATING SYSTEM

- 1 base
- 2 thermal insulation 5 cm (polystyrene of at least 25 kg/m³)
- 3 steel reinforcement—KARI steel mesh
- 4 underlying concrete layer 3–4 cm thick
- 5 flexible bonding cement
- 6 ECOFLOOR heating element
- 7 tiling



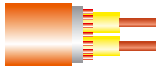
DIRECT HEATING SYSTEM—RECONSTRUCTION

- 1 existing tiling or other base (e.g. concrete)
- 2 flexible bonding cement
- 3 F-BOARD insulation 6 or 10 mm (see page 18)
- 4 ECOFLOOR heating element
- 5 flexible bonding cement
- 6 new tiling



ECOFLOOR HEATING MATS

LDTS or LSDTS (self-adhesive) heating mat, twin conductor cable with a full protection screen, width 50 cm, cold lead 1×3 m. LDTS mats are provided with self-adhesive tape for affixing to the floor. LSDTS mats have a self-adhering mesh on their entire back surfaces.



LDTS / LSDTS heating mat



LDTS / LSDTS packing



LDTS / LSDTS 160 W/m²

OUTPUT [W]	Type 160 W/m ²	Surface [m ²]	Length [m]	Cat. No. LDTS	Cat. No. LSDTS
70	12070-165	0,5	0,9	5530200	5531005
130	12130-165	0,8	1,6	5530205	5531010
210	12210-165	1,3	2,6	5530210	5531015
260	12260-165	1,6	3,2	5530220	5531020
340	12340-165	2,1	4,2	5530230	5531025
410	12410-165	2,6	5,2	5530240	5531030
500	12500-165	3,0	6,0	5530250	5531035
560	12560-165	3,4	6,7	5530255	5531040
670	12670-165	4,2	8,3	5530260	5531045
810	12810-165	5,1	10,2	5530270	5531050
1000	121000-165	6,1	12,3	5530280	5531055
1210	121210-165	7,6	15,1	5530290	5531060
1400	181400-165	8,8	17,6	5530190	5531080
1800	181800-165	11,0	22,0	5530192	5531085
2150	182150-165	13,3	26,6	5530194	5531090
2600	182600-165	16,3	32,5	5530196	5531095

LDTS 160 W/m²

OUTPUT [W]	Type 160 W/m ²	Surface [m ²]	Length [m]	Cat. No. LDTS
80	160-0,5	0,5	1,0	5540001
160	160-1	1,0	2,0	5540002
240	160-1,5	1,5	3,0	5540003
320	160-2	2,0	4,0	5540004
400	160-2,5	2,5	5,0	5540005
480	160-3	3,0	6,0	5540006
560	160-3,5	3,5	7,0	5540007
640	160-4	4,0	8,0	5540008
800	160-5	5,0	10,0	5540009
960	160-6	6,0	12,0	5540010


LDTS / LSDTS 100 W/m²

OUTPUT [W]	Type 100 W/m ²	Surface [m ²]	Length [m]	Cat. No. LDTS	Cat. No. LSDTS
60	8060-105	0,6	1,2	5530401	5531105
105	8105-105	1,0	2,1	5530403	5531110
180	8180-105	1,8	3,6	5530405	5531115
220	8220-105	2,2	4,4	5530410	5531120
290	8290-105	2,9	5,8	5530415	5531125
410	8410-105	4,1	8,2	5530420	5531130
460	8460-105	4,7	9,4	5530425	5531135
560	8560-105	5,6	11,2	5530430	5531140
820	8820-105	8,2	16,5	5530440	5531145
1000	81000-105	10,2	20,3	5530450	5531150
1200	81200-105	11,8	23,7	5530460	5531155
1800	81800-105	17,9	35,8	5530470	5531160

LSDTS 80 W/m²

OUTPUT [W]	Type 80 W/m ²	Surface [m ²]	Length [m]	Cat. No. LSDTS
60	8060-085	0,8	1,5	5531205
105	8105-085	1,3	2,6	5531210
180	8180-085	2,3	4,5	5531215
220	8220-085	2,8	5,5	5531220
290	8290-085	3,6	7,2	5531225
410	8410-085	5,1	10,2	5531230
460	8460-085	5,8	11,5	5531235
560	8560-085	7,0	14,0	5531240
820	8820-085	10,3	20,5	5531245
1000	81000-085	12,5	25,0	5531250
1200	81200-085	15,0	30,0	5531255
1800	81800-085	22,5	45,0	5531260

LD heating mat with a single conductor cable, width up to 3 m² – 30 cm, over 3 m² – 50 cm, cold lead 2×5 m



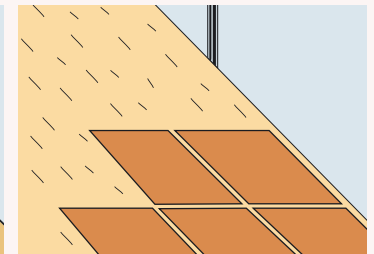
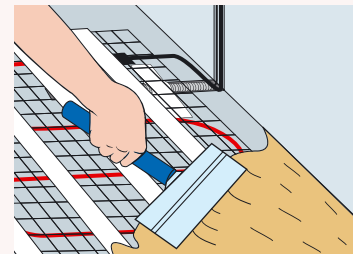
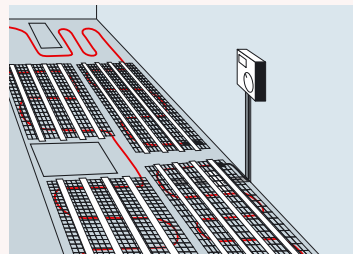
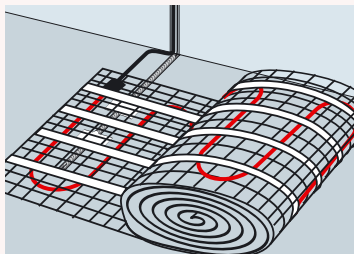
LD mat
Packing in PE foil.

LD 160 W/m²

OUTPUT [W]	Type LD 160 W/m ²	Surface [m ²]	Width [m]	Length [m]	Cat. No.	OUTPUT [W]	Type LD 160 W/m ²	Surface [m ²]	Width [m]	Length [m]	Cat. No.
100	12100-163	0,6	0,3	2,0	5530005	850	12850-165	5,3	0,5	10,6	5530060
150	12150-163	0,9	0,3	3,0	5530007	950	12950-165	5,9	0,5	11,8	5530070
180	12180-163	1,1	0,3	3,6	5530010	1150	121150-165	7,2	0,5	14,4	5530080
300	12300-163	1,8	0,3	6,1	5530020	1700	121700-165	10,7	0,5	21,4	5530090
360	12360-163	2,3	0,3	7,6	5530030	2000	122000-165	12,4	0,5	24,9	5530100
500	12500-163	3,0	0,3	10,0	5530040	2500	122500-165	15,7	0,5	31,3	5530110
700	12700-165	4,3	0,5	8,6	5530050	3000	123000-165	18,8	0,5	37,6	5530120

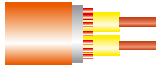
ECOFLOOR Installation – Heating Mat

- 1) Unroll the heating mat according to the layout drawing.
- 2) If you need to leave a space under fixed furniture, cut out the necessary part of the cloth and span the space with the cable (see fig. 2).
- 3) Level the layer of flexible cement with a smooth trowel.
- 4) Lay tiling on small areas (up to 4 m²) immediately, and on larger areas after 24 hours.



ECOFLOOR HEATING CABLE CIRCUITS

ADSV heating cable, a twin conductor cable with a full protection screen suitable for wet areas. For direct floor heating or floor renovating (installation under tiles). Cold tail 1×3 m.



Cable on drum



Cable circuit on carton reel.
Standard packing.



Packing in carton
box available

Cables on drums

TYPE (Ohm/m)	Cat. No.
122,5	2001510
38,72	2001515
14,020	2001520
8,960	2001525
5,232	2001530
3,584	2001535
2,568	2001540
2,050	2001545
1,382	2001550
0,926	2001555
0,638	2001560
0,424	2001565
0,310	2001570
0,196	2001575
0,136	2001580

Heating circuits

OUTPUT [W]	Type ADSV 10 W/m	LENGTH [m]	Cat. No.
65	10065	6,6	2232100
120	10120	11,4	2232105
200	10200	18,9	2232110
250	10250	23,6	2232115
320	10320	31,6	2232120
400	10400	36,9	2232125
450	10450	45,9	2232130
520	10520	49,6	2232135
600	10600	63,9	2232140
750	10750	75,8	2232145
950	10950	87,0	2232150
1100	101100	114,5	2232155
1300	101300	131,3	2232160
1700	101700	158,5	2232165
2000	102000	194,5	2232170

OUTPUT [W]	Type ADSV 15 W/m	LENGTH [m]	Cat. No.
80	15080	5,4	2242405
140	15140	9,8	2242407
240	15240	15,7	2242410
300	15300	19,7	2242415
400	15400	25,3	2242420
470	15470	31,4	2242425
550	15550	37,4	2242430
630	15630	41	2242435
750	15750	51,1	2242440
950	15950	59,9	2242445
1100	151100	75,1	2242450
1350	151350	93,3	2242455
1600	151600	106,7	2242460
2400	152400	162,1	2242465

OUTPUT [W]	Type ADSV 18 W/m	LENGTH [m]	Cat. No.
160	18160	8,50	2243120
260	18260	14,50	2243125
320	18320	18,50	2243130
420	18420	24,00	2243135
520	18520	28,40	2243140
600	18600	34,4	2243145
680	18680	37,9	2243150
830	18830	46,1	2243155
1000	181000	57,5	2243160
1200	181200	68,9	2243165
1500	181500	83,2	2243170
1700	181700	100,4	2243175
2200	182200	122,7	2243180
2600	182600	149,6	2243185

ASLIP heating cable, a single-conductor cable with a full protection screen suitable for wet areas. For direct floor heating (installation under tiles). Cold lead 2×5 m. Packing in PE foil.



Cables on drums

TYPE (Ohm/m)	Cat. No.
61,25	2005178
27,13	2005179
19,36	2005180
7,010	2005181
4,480	2005182
2,616	2005183
1,284	2005185
0,857	2005187
0,691	2005188
0,463	2005190
0,212	2005192
0,155	2005193
0,068	2005195

Heating circuits

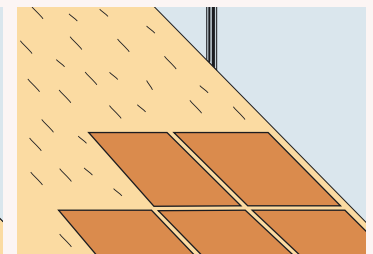
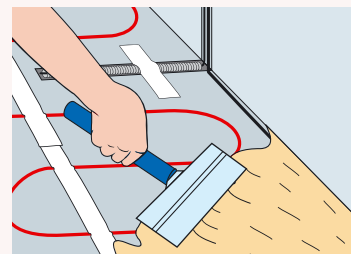
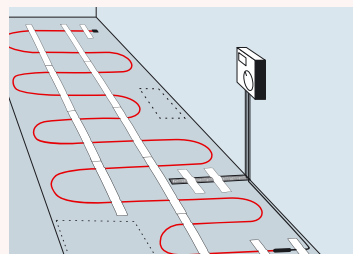
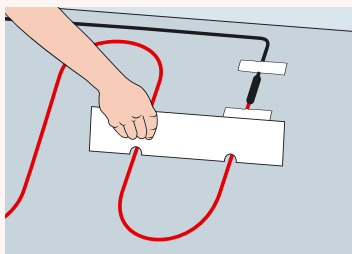
OUTPUT [W]	Type ASLIP 10 W/m	LENGTH [m]	Cat. No.
160	10160	17,0	2200160
280	10280	27,0	2200280
350	10350	33,7	2200350
450	10450	45,0	2200450
640	10640	64,0	2200640
800	10800	77,2	2200800
960	10960	80,0	2200960
1100	101100	103,9	2201100
1600	101600	156,0	2201600
1900	101900	179,6	2201900
3000	103000	259,3	2203000

OUTPUT [W]	Type ASLIP 15 W/m	LENGTH [m]	Cat. No.
200	15200	13,7	2201000
340	15340	22,2	2201005
420	15420	28,1	2201010
550	15550	36,8	2201015
800	15800	51,5	2201020
960	15960	64,3	2201025
1070	151070	71,5	2201030
1300	151300	87,9	2201035
1900	151900	131,3	2201040
2200	152200	155,1	2201045
3400	153400	228,8	2201055

OUTPUT [W]	Type ASLIP 18 W/m	LENGTH [m]	Cat. No.
210	18210	11,9	2201060
350	18350	19,7	2201062
450	18450	24	2201064
570	18570	32,5	2201066
820	18820	46	2201068
1000	181000	56,5	2201070
1100	181100	63,7	2201072
1400	181400	74,7	2201074
2000	182000	114,2	2201076
2400	182400	130,1	2201078
3000	183000	164,6	2201080
3500	183500	203,4	2201082

ECOFLOOR Installation – Heating Cable Circuit

- 1) Create loops of the heating cable across the entire base (a spacing guide may be used, as shown).
- 2) Fix the cable to the base using the self-adhesive tape or GRUFAST fastening strips.
- 3) Level the layer of flexible cement with a smooth trowel.
- 4) Lay tiling on small areas (up to 4 m²) immediately, and on larger areas after 24 hours.



KITS FOR DO-IT-YOURSELF INSTALLATION

Kits for do-it-yourself installation have been designed for those users who do not want a complete electrical heating system but a comfortable, warm floor in a specific area (e.g. bathroom or kitchen). The kits include everything needed to install the floor heating system and are very reasonably priced. They are sold in two variants:

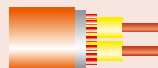
ECOFLOOR CableKit



OUTPUT [W]	Type CK (10 W/m)	AREA [m ²] 160 W/m ²	AREA [m ²] 130 W/m ²	AREA [m ²] 100 W/m ²	LENGTH [m]	Cat. No.
65	10065	0,4	0,5	0,65	6,6	2360094
120	10120	0,75	0,95	1,2	11,4	2360097
200	10200	1,25	1,6	2,0	18,9	2360100
250	10250	1,6	2,0	2,5	23,6	2360102
320	10320	2,0	2,6	3,2	31,6	2360104
400	10400	2,5	3,2	4,0	36,9	2360106
450	10450	2,8	3,6	4,5	45,9	2360108
520	10520	3,25	4,0	5,2	49,6	2360109
600	10600	3,75	4,8	6,0	63,9	2360110
750	10750	4,7	6,1	7,5	75,8	2360112
950	10950	5,9	7,7	9,5	87,0	2360114
1100	101100	6,9	8,9	11,0	114,5	2360116
1300	101300	8,1	10,5	13,0	131,3	2360118
1700	101700	10,6	13,1	17,0	158,8	2360119
2000	102000	12,5	16,2	20,0	194,5	2360120

Cable kit includes

- heating cable ADSV on carton reel
- thermostat Fenix Therm 100 with floor sensor
- protection tube for floor sensor
- adhesive fixing tape
- template to plane cable runs for 100 W/m², 130 W/m² and 160 W/m²
- installation manual



ECOFLOOR ComfortMat




OUTPUT [W]	Type CM 160 W/m ²	AREA [m ²]	LENGTH [m]	Cat. No.
70	12070-165	0,5	0,9	5590094
130	12130-165	0,8	1,6	5590097
210	12210-165	1,3	2,6	5590100
260	12260-165	1,6	3,2	5590105
340	12340-165	2,1	4,2	5590110
410	12410-165	2,6	5,2	5590115
500	12500-165	3,0	6,1	5590120
560	12560-165	3,4	6,7	5590122
670	12670-165	4,2	8,3	5590125
810	12810-165	5,1	10,2	5590130
1000	121000-165	6,1	12,3	5590135
1210	121210-165	7,6	15,1	5590140
1400	121400-165	8,8	17,6	5590145

OUTPUT [W]	Type CM 100 W/m ²	AREA [m ²]	LENGTH [m]	Cat. No.
180	8180-105	3,6	1,9	5590148
220	8220-105	4,4	2,2	5590150
290	8290-105	5,8	2,9	5590152
410	8410-105	8,2	4,1	5590155
460	8460-105	9,4	4,7	5590157
560	8560-105	11,2	5,6	5590160
820	8820-105	16,5	8,2	5590165

Width of the heating mat is 50 cm

Comfort mat includes


- heating mat LDTS
- digital thermostat Aube TH 132 AF with floor sensor
- protection tube for floor sensor
- installation manual



It is recommended that you install F-Board insulated tile backer board before laying CK or CM. This will ensure quicker warm up times and reduce running costs (see page 18).

SEMI-STORAGE AND STORAGE HEATING

ECOFLOOR CABLES AND MATS

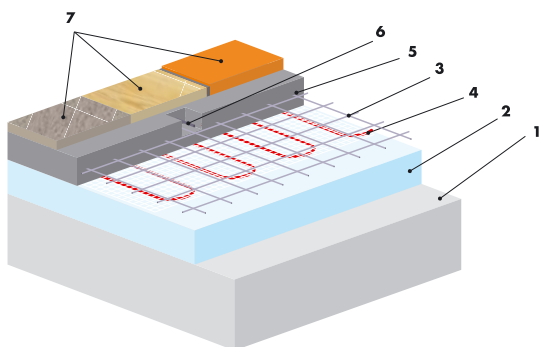


Heating cables or mats in semi-storage systems are placed in a layer of concrete 4–5 cm thick. The mat's recommended output wattage is 160 W/m². Heat is accumulated for 16 hours a day at a time when electricity costs are lowest. The accumulated heat is radiated from the floor surface not only during the process, but also for a further 8 hours. One efficient solution is to divide the total desired heating system 70/30 between the floor heating and another source, such as a convection heater or an ECOSUN radiant panel.

Storage floor heating is a system that takes advantage of cheaper electricity tariffs – usually at night. During this time, heat is accumulated into the mass of the floor using ECOFLOOR electrical heating cables or mats. Throughout the rest of the day, the heat is gradually released from the floor to the room. In storage systems, heating mats or cables are placed in a layer of concrete 10 to 14 cm thick. The accumulated–stored–heat is then released during the day into the area to be heated. We recommend an output wattage of 250 to 300 W/m² for ECOFLOOR mats used in this type of system. Eight hours of low-tariff electricity should be used to accumulate the heat.

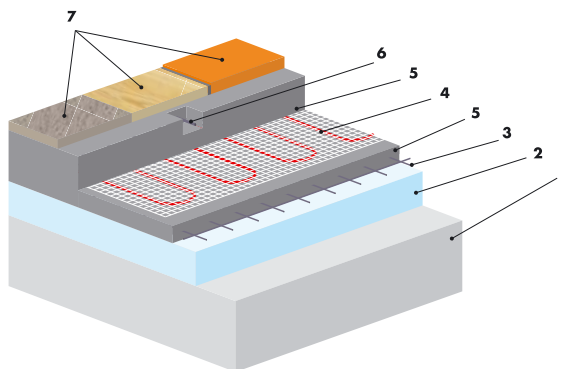
SEMI-STORAGE SYSTEM

- 1 base
- 2 thermal insulation 7–8 cm (extruded polystyrene)
- 3 steel reinforcement–KARI steel mesh
- 4 ECOFLOOR heating cable/mat
- 5 underlying concrete layer 4–5 cm thick
- 6 protective tube for floor probe
- 7 layer that is walked upon




STORAGE ECOFLOOR HEATING

- 1 base
- 2 thermal insulation (extruded polystyrene)
- 3 steel reinforcement–KARI steel mesh
- 4 ECOFLOOR heating cable/mat
- 5 concrete storage layer 12–14 cm thick
- 6 protective tube for floor probe
- 7 layer that is walked upon



ADPSV heating cable, a twin conductor cable with a full protection screen is suitable for semi-storage and storage floor heating in living areas. Class C. Cold lead 1×5 m.



OUTPUT [W]	Type ADPSV 18 W/m	LENGTH [m]	Cat. No.
160	18160	8,5	2249960
260	18260	14,5	2249963
320	18320	18,5	2249966
420	18420	24,0	2249969
520	18520	28,4	2249972
600	18600	34,4	2249975
740	18740	41,8	2249976
830	18830	46,1	2249978
1000	181000	57,5	2249981
1200	181200	68,9	2249984
1500	181500	83,2	2249987
1700	181700	100,4	2249990
2200	182200	122,7	2249992
2600	182600	149,6	2249993

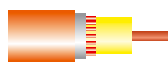


ADPSV cable circuit
a twin conductor cable



ADPSV packing

PSV heating cable, a single-conductor cable with a full protection screen for storage and semi-storage heating. Cold lead 2×5 m. Cable diameter 4.3–4.8 mm.



Cables on drums

TYPE (Ohm/m)	Cat. No.
19,36	2001210
7,01	2001215
4,48	2001220
2,616	2001225
1,792	2001230
1,284	2001235
1,025	2001240
0,857	2001245
0,691	2001250
0,54	2001255
0,463	2001260
0,319	2001265
0,212	2001270
0,155	2001275
0,098	2001280
0,068	2001285

Heating circuits

OUTPUT [W]	Type PSV 10 W/m	LENGTH [m]	Cat. No.
170	10170	16,1	2320020
280	10280	28,0	2320025
350	10350	34,0	2320030
450	10450	46,0	2320035
550	10550	53,7	2320040
640	10640	64,4	2320045
720	10720	71,7	2320050
800	10800	79,1	2320055
870	10870	88,0	2320060
960	10960	100,0	2320065
1100	101100	106,8	2320070
1280	101280	129,6	2320075
1600	101600	157,9	2320080
1900	101900	189,6	2320085
2500	102500	234,7	2320090
3000	103000	277,8	2320095

OUTPUT [W]	Type PSV 15 W/m	LENGTH [m]	Cat. No.
200	15200	13,7	2320110
340	15340	22,2	2320115
420	15420	28,1	2320120
550	15550	36,7	2320125
660	15660	44,7	2320130
800	15800	52,3	2320135
880	15880	58,6	2320140
960	15960	64,1	2320145
1070	151070	71,5	2320150
1210	151210	81,0	2320155
1300	151300	84,1	2320160
1580	151580	104,6	2320165
1900	151900	128,6	2320170
2200	152200	150,3	2320175
2800	152800	189,4	2320180
3400	153400	227,5	2320185



PSV cable circuit
a single-conductor cable
with 2×5 m cold leads.
Packing in PE foil.

PV heating cable, a single-conductor cable without a protection screen for storage and semi-storage heating. Cold lead 2×5 m. Cable diameter 3.9–4.4 mm.



Cables on drums

TYPE (Ohm/m)	Cat. No.
19,36	2000099
7,010	2000100
4,480	2000101
2,616	2000102
1,792	2000103
1,284	2000104
1,025	2000105
0,857	2000106
0,691	2000107
0,540	2000108
0,463	2000109
0,319	2000110
0,212	2000111
0,155	2000112
0,098	2000113
0,068	2000114

Heating circuits


OUTPUT [W]	Type PV 10 W/m	LENGTH [m]	Cat. No.
170	10170	16,1	2318000
280	10280	28	2318010
350	10350	34	2318020
450	10450	46	2318030
550	10550	53,7	2318035
640	10640	64,4	2318040
720	10720	71,7	2318045
800	10800	79,1	2318050
870	10870	88	2318055
960	10960	100	2318060
1100	101100	106,8	2318065
1280	101280	129,6	2318070
1600	101600	157,9	2318080
1900	101900	189,6	2318090
2500	102500	234,7	2318100
3000	103000	277,8	2318110

OUTPUT [W]	Type PV 15 W/m	LENGTH [m]	Cat. No.
200	15200	13,7	2318190
340	15340	22	2318200
420	15420	28	2318210
550	15550	37	2318220
660	15660	45	2318225
800	15800	52	2318230
880	15880	59	2318235
960	15960	64	2318240
1070	151070	72	2318250
1210	151210	81	2318255
1300	151300	84	2318260
1580	151580	105	2318265
1900	151900	129	2318270
2200	152200	150	2318280
2800	152800	189	2318290
3400	153400	228	2318300



PV cable circuit
a single conductor cable
with 2×5 m cold leads.
Packing in PE foil.

OUTDOOR APPLICATIONS



Ice and snow melting

Installing electric heating cables in outdoor areas, together with a thermostat, prevents both ice formation and snow accumulation. Once installed, the system works entirely automatically and is only operational when it is snowing or if ice is forming on roads and walkways.

De-icing gutters and eaves troughs


In all parts of Europe other than in the south, winter brings a heavy load to many buildings as ice builds up in the gutters and eaves troughs. Installing an ECOFLOOR electric heating cable (with a protective screen) into gutters and eaves troughs is a good solution for such problems. The cables are installed using special plastic clips placed inside gutters and eaves troughs. We recommend a linear wattage of 20 W/m for the de-icing cables.

Frost protection of pipes

Many homeowners and other users of piping have many troubles in the winter due to freezing pipes. This especially applies to pipes for water piping, but other liquids used in industrial technologies can also freeze or solidify. During long spells of below-freezing temperatures, even very well-insulated piping can freeze. Supplementary heating is a reliable preventive solution.



MPSV heating cable, a single-conductor cable with a full protection screen and protection against UV radiation. Suitable for heating outdoor surfaces. Cold lead 2×5 m.



25 W/m (30 W/m for removing ice and snow from roofs and gutters. Must be used control system with air temperature and moisture sensor protecting cables to switch-on in temperature more than +5 °C).

TYPE	Suitability	Max. loading
Floor heating in living areas	Yes	20 W/m
Outdoor surface heating	Yes	25 W/m
Frost protection of pipes	Yes	15 W/m
Pipe heating	Yes	15 W/m
Removing ice and snow from roofs and gutters	Yes	30 W/m

Cables on drums

TYPE (Ohm/m)	Cat. No.
9,00	2000800
6,50	2000805
3,20	2000810
1,35	2000815
1,00	2000820
0,60	2000825
0,36	2000830
0,18	2000835
0,04	2000840

Heating circuits

OUTPUT [W]	Type MPSV 15 W/m	LENGTH [m]	Cat. No.
300	15300	19,6	2322153
350	15350	23,3	2322156
500	15500	33,1	2322159
770	15770	50,9	2322162
900	15900	58,8	2322165
1150	151150	76,7	2322168
1500	151500	98,0	2322171
2100	152100	137,7	2322174
4500	154500	293,9	2322177

OUTPUT [W]	Type MPSV 20 W/m	LENGTH [m]	Cat. No.
340	20340	17,3	2322203
400	20400	20,3	2322206
570	20570	29,0	2322209
880	20880	44,5	2322212
1030	201030	51,4	2322215
1350	201350	65,3	2322218
1750	201750	84,0	2322221
2400	202400	122,5	2322224
5100	205100	259,3	2322227

OUTPUT [W]	Type MPSV 25 W/m	LENGTH [m]	Cat. No.
380	25380	15,5	2322253
450	25450	18,1	2322256
640	25640	25,8	2322259
990	25990	40,0	2322262
1150	251150	46,0	2322265
1480	251480	59,6	2322268
1900	251900	77,3	2322271
2700	252700	108,8	2322274
5700	255700	232,0	2322277

MPSV cables 400V

OUTPUT [W]	Type MPSV 20 W/m - 400V	LENGTH [m]	Cat. No.
600	20600	30,1	2322303
700	20700	35,2	2322306
1000	201000	50,0	2322309
1550	201550	76,5	2322312
1800	201800	88,9	2322315
2300	202300	115,9	2322318
3000	203000	148,1	2322321
4200	204200	211,6	2322324
9000	209000	444,4	2322327



MST mats, 230 V, width 0,5 m

OUTPUT [W]	Type MST 280 W/m ²	AREA [m ²]	LENGTH [m]	Cat. No.
430	23MST 280/1,5-0,5	1,5	3,0	5500500
570	23MST 280/2-0,5	2,0	4,0	5500505
900	23MST 280/3-0,5	3,0	6,0	5500510
1150	23MST 280/4-0,5	4,0	8,0	5500515
1420	23MST 280/5-0,5	5,0	10,0	5500520
1700	23MST 280/6-0,5	6,0	12,0	5500525
2000	23MST 280/7-0,5	7,0	14,0	5500530
2500	23MST 280/9-0,5	9,0	18,0	5500535
2900	23MST 280/10-0,5	10,0	20,0	5500540
3700	23MST 280/13-0,5	13,0	26,0	5500545
4480	23MST 280/16-0,5	16,0	32,0	5500550


MST mats, 400 V, width 0,5 m

OUTPUT [W]	Type MST 280 W/m ²	AREA [m ²]	LENGTH [m]	Cat. No.
600	40MST 280/2,0-0,5	2,0	4,0	5500800
700	40MST 280/2,5-0,5	2,5	5,0	5500805
1100	40MST 280/4-0,5	4,0	8,0	5500810
1500	40MST 280/5-0,5	5,0	10,0	5500815
1700	40MST 280/6-0,5	6,0	12,0	5500820
2300	40MST 280/8-0,5	8,0	16,0	5500825
2550	40MST 280/9-0,5	9,0	18,0	5500830
2900	40MST 280/10-0,5	10,0	20,0	5500835
3500	40MST 280/12-0,5	12,0	24,0	5500840
4800	40MST 280/16-0,5	16,0	32,0	5500845
5100	40MST 280/18-0,5	18,0	36,0	5500850
6500	40MST 280/22-0,5	22,0	44,0	5500855



For easy installation the heating mat MST is provided with 1×5 m cold lead and with other cold lead 1×5 m + lenght of the mat. Cables and mats are packing in PE foil.

MADPSP heating cable, a two-conductor cable with a full protection screen and protection against UV radiation. Suitable for heating outdoor surfaces. Class C. Cold lead 1×5 m.



30 W/m (35 W/m for removing ice and snow from roofs and gutters. Must be used control system with air temperature and moisture sensor protecting cables to switch-on in temperature more than +5 °C).

TYPE	Suitability	Max. loading
Floor heating in living areas	Yes	20 W/m
Outdoor surface heating	Yes	30 W/m
Frost protection of pipes	Yes	15 W/m
Pipe heating	Yes	15 W/m
Removing ice and snow from roofs and gutters	Yes	35 W/m

Cables on dr. Heating circuits

TYPE (Ohm/m)	Cat. No.	OUTPUT [W]	MADPSP 15 W/m	LENGTH [m]	Cat. No.	OUTPUT [W]	MADPSP 20 W/m	LENGTH [m]	Cat. No.	OUTPUT [W]	MADPSP 25 W/m	LENGTH [m]	Cat. No.	OUTPUT [W]	MADPSP 30 W/m	LENGTH [m]	Cat. No.
18,00	2000700	210	15210	14,0	2323153	240	20240	12,2	2323203	270	25270	10,9	2323253	300	30300	9,8	2323303
6,40	2000705	350	15350	23,6	2323156	400	20400	20,7	2323206	450	25450	18,4	2323256	500	30500	16,5	2323306
2,70	2000710	540	15540	36,3	2323159	630	20630	31,1	2323209	700	25700	28,0	2323259	760	30760	25,8	2323309
2,00	2000715	630	15630	42,0	2323162	730	20730	36,2	2323212	800	25800	33,1	2323262	880	30880	30,1	2323312
1,20	2000720	810	15810	54,4	2323165	950	20950	46,4	2323215	1050	251050	42,0	2323265	1150	301150	38,3	2323315
0,72	2000725	1050	151050	70,0	2323168	1200	201200	61,2	2323218	1350	251350	54,4	2323268	1500	301500	49,0	2323318
0,60	2000730	1150	151150	75,2	2323171	1300	201300	66,5	2323221	1480	251480	58,5	2323271	1600	301600	54,1	2323321
0,36	2000735	1500	151500	95,0	2323174	1700	201700	83,7	2323224	1900	251900	74,8	2323274	2100	302100	67,8	2323324
0,25	2000737	1800	151800	111,3	2323175	2000	202000	100,2	2323225	2300	252300	87,2	2323275	2500	302500	80,5	2323325
0,18	2000740	2100	152100	133,7	2323177	2400	202400	117,0	2323227	2700	252700	103,9	2323277	3000	303000	93,5	2323327
0,08	2000745	3150	153150	209,9	2323180	3600	203600	183,7	2323230	4000	254000	165,3	2323280	4400	304400	150,3	2323330
0,04	2000750	4500	154500	255,7	2323183	5100	205100	227,6	2323233	5700	255700	203,5	2323283	6300	306300	183,7	2323333

MADPSP cable, 400 V

OUTPUT [W]	MADPSP 20 W/m 400 V	LENGTH [m]	Kat.-Nr.	OUTPUT [W]	MADPSP 30 W/m 400 V	LENGTH [m]	Kat.-Nr.
420	20420	21,2	2323403	520	30520	17,1	2323453
700	20700	35,7	2323406	860	30860	29,1	2323456
1100	201100	53,9	2323409	1330	301330	44,6	2323459
1250	201250	64,0	2323412	1550	301550	51,6	2323462
1600	201600	83,3	2323415	2000	302000	66,7	2323465
2100	202100	105,8	2323418	2600	302600	85,5	2323468
2300	202300	113,7	2323421	2800	302800	93,4	2323471
3000	203000	143,5	2323424	3600	303600	119,8	2323474
3600	203600	168,7	2323425	4500	304500	134,9	2323475
4200	204200	202,2	2323427	5100	305100	166,7	2323477
6300	206300	317,5	2323430	7700	307700	259,7	2323480

MDT mat, 230 V, width 0,5 m

OUTPUT [W]	MDT 300 W/m ²	AREA [m ²]	LENGTH [m]	Kat.-Nr.
270	23MDT300/0,9-0,5	0,9	1,8	5500100
450	23MDT300/1,5-0,5	1,5	3,0	5500105
700	23MDT300/2,3-0,5	2,3	4,6	5500110
800	23MDT300/2,7-0,5	2,7	5,4	5500115
1050	23MDT300/3,5-0,5	3,5	7,0	5500120
1350	23MDT300/4,5-0,5	4,5	9,0	5500125
1480	23MDT300/5-0,5	5,0	10,0	5500130
1900	23MDT300/6,3-0,5	6,3	12,6	5500135
2300	23MDT300/7,8-0,5	7,8	15,6	5500140
4000	23MDT300/13,3-0,5	13,3	26,6	5500145


MDT mat, 400 V, width 0,5 m

OUTPUT [W]	MDT 300 W/m ²	AREA [m ²]	LENGTH [m]	Kat.-Nr.
520	40MDT300/1,8-0,5	1,8	3,6	5500200
860	40MDT300/2,9-0,5	2,9	5,8	5500205
1330	40MDT300/4,5-0,5	4,5	9,0	5500210
1550	40MDT300/5,2-0,5	5,2	10,4	5500215
2000	40MDT300/6,7-0,5	6,7	13,4	5500220
2600	40MDT300/8,7-0,5	8,7	17,4	5500225
2800	40MDT300/9,3-0,5	9,3	18,6	5500230
3600	40MDT300/12-0,5	12,0	24,0	5500235
4500	40MDT300/15-0,5	15,0	30,0	5500240
7700	40MDT300/25,7-0,5	25,7	51,4	5500245

The heating mat MDT is provided with 1×5 m cold lead

Cables and mats are packing in PE foil.

ADPSV heating cable, a twin conductor, full protection screened cable with protection against UV radiation. This multipurpose cable is suitable for indoor and outdoor applications. Class C. Cold lead 1×5 m.



TYPE	Suitability	Max. loading
Outdoor surface heating	Yes	20 W/m
Frost protection of pipes	Yes	10 W/m
Pipe heating	Yes	10 W/m
Removing ice and snow from roofs and gutters	Yes	20 W/m

Cables on drums

TYPE (Ohm/m)	Cat. No.
38,72	2000500
14,02	2000505
8,96	2000510
5,232	2000515
3,58	2000520
2,568	2000525
1,714	2000535
1,382	2000540
0,926	2000550
0,638	2000555
0,424	2000560
0,31	2000565
0,196	2000570
0,136	2000575

Heating circuits

OUTPUT [W]	Type ADPSV 20 W/m	LENGTH [m]	Cat. No.
160	20160	8,3	2252800
270	20270	14,0	2252805
340	20340	17,2	2252810
450	20450	22,5	2252815
540	20540	27,4	2252820
640	20640	32,1	2252825
780	20780	39,3	2252830
870	20870	43,8	2252835
1070	201070	53,5	2252840
1290	201290	64,4	2252845
1580	201580	79,0	2252850
1850	201850	92,4	2252855
2300	202300	117,3	2252865
2750	202750	141,4	2252870

OUTPUT [W]	Type ADPSV 10 W/m	LENGTH [m]	Cat. No.
120	10120	11,4	2256010
200	10200	18,9	2256015
250	10250	23,6	2256020
320	10320	31,6	2256025
400	10400	36,9	2256030
450	10450	45,9	2256035
550	10550	56,1	2256040
600	10600	63,9	2256045
750	10750	75,8	2256050
950	10950	87,0	2256055
1100	101100	114,5	2256060
1300	101300	131,3	2256065
1700	101700	158,5	2256070
2000	102000	194,5	2256075



ADPSV cable. Packing on carton reel.





PPC 12 W/m heating cables for pipe protection are provided with an integrated PG thermostat and a 230 V plug.

OUTPUT [W]	Type PPC 12 W/m	LENGTH [m]	RESISTANCE [Ω]	Cat. No.
24	PPC - 2	2,0	2 200	2330102
37	PPC - 3	3,0	1 440	2330103
59	PPC - 5	5,0	900	2330105
76	PPC - 7	7,0	700	2330107
118	PPC - 10	10,0	448	2330110
185	PPC - 15	15,0	286	2330115
259	PPC - 21	21,0	204	2330121
335	PPC - 30	30,0	158	2330130
508	PPC - 42	42,0	104	2330142



Cable PPC



SPECIAL APPLICATIONS

CONCRETE CURING CABLE CIRCUITS

A twin conductor screened cable with a 1×3 m cold lead with plug connection


OUTPUT [W]	Type PDS1P 40 W/m	LENGTH [m]	Cat. No.
380	40380	10,0	2325005
760	40760	19,0	2325010
1500	401500	38,0	2325020
3300	403300	82,0	2325030



PDS1P cable
for curing concrete.
Packing in PE foil.

SELF-REGULATING CABLES

The ELSR self-regulating cables are parallel electrical heating strips consisting of a specially finished plastic with embedded carbon particles that create an electrical path between two parallel copper bus bars.



Marking	Output W/m 10°C	Temperature tolerance [°C]	Limitation for installation		Max. length at the temperature setting			Cat. No.
			Min. temp.	Min. radius	6 A	10 A	16 A	
ELSR-M – Frost protection of pipe								
ELSR-M - 10 BO	10	65	-30°C	35 mm	65 m	95 m	105 m	2330310
ELSR-M - 15 BO	15	65	-30°C	35 mm	37 m	58 m	65 m	2330315
ELSR-N – Frost protection of trays, gutters, roofs, technological heating								
ELSR-N - 20 BO	20	80	-10°C	20 mm	94 m	116 m	146 m	2330320
ELSR-N - 30 BO	30	80	-10°C	20 mm	70 m	87 m	109 m	2330330
KIT Nr. 4	For connection and termination of self-limiting cables							5030124
Cold lead for self-regulating cables								
SK 1,5	Limitation: 12 A / 20 m							2000790
SK 2,5	Limitation: 20 A / 20 m							2000795
SK 4	Limitation: 20 m							2000796

Industrial applications:

- Analyzer lines – prevent condensation
- Cooling water lines – anti-freeze protection
- Potable water lines – anti-freeze protection
- Caustic soda – prevent crystallization under 30 °C
- Oils and fats – maintain pumpable viscosity
- Heating oil – prevent wax dispersion
- Vessel – anti-freeze and condensation protection

F-BOARD FLOOR INSULATION

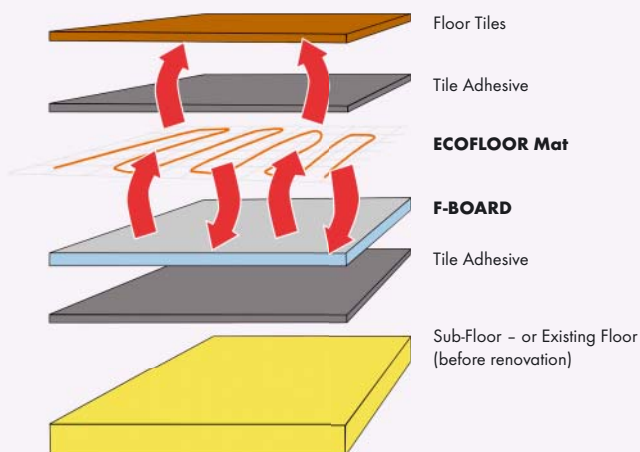
F-boards prevent heat losses to the subfloor structure. Recommended for floor reconstructions.

Type	Dimensions [mm]	Thickness [mm]	Packaging [boards in packet]	Packets on the pallet	Cat. No.
F-BOARD 6	1250×600×6	6	6	67	5442016
F-BOARD 10	1250×600×10	10	6	43	5442019








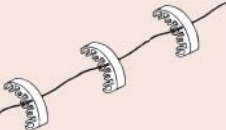

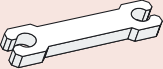
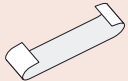


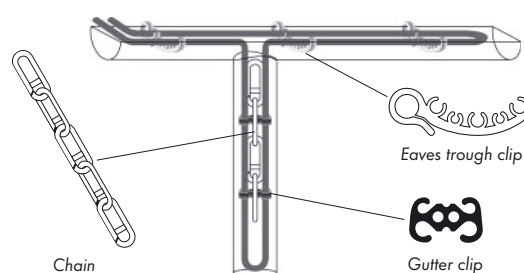
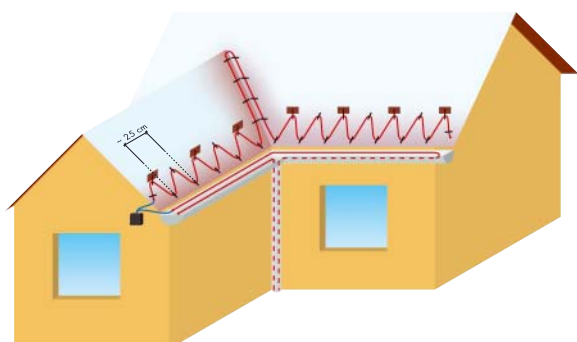
Useful information

Dimensions	600 mm × 1250 mm (0,75 m ² each)
Thickness	6 mm or 10 mm
Weight (kg/board)	1,8 (6 mm) 2,0 (10 mm)
Material	Extruded Polystyrene core with Polymer cement outer skin
Density	32 kg/m ³
Thermal Conductivity	0,029 W/m ² ·K
Compressive strength	300 kN/m ²
Water absorption (immersion)	< 1,5% by vol
Water absorption (capillary)	Nil
Co-efficient of Linear Expansion	0,07 mm/mK
Flamibility	B1



ECOFLOOR ACCESSORIES

Product	Description	Quantity supplied	Cat. No.
	Eaves trough clip	25 pcs	2350000
	Gutter clip	25 pcs	2350003
	Chain (1 m = 22 links)	10 m	2350004
	GRUFAST fastening strip, 1 unit=10m	1 unit	4200013
	Plastic cable clip	50 pcs	1200000
	Ecofloor strip, 0.5 m length	1	2350001
	Flex strip, 0.5 m length	1	2350002
REPAIR KIT			
	Kit no. 1 for P1P cable repair	1	5030121
	Kit no. 2 for ADSV, ASL1P Mat LD and LDTS cable repair	1	5030122
	Kit no. 3 for PSV, MADPSP and ADPSV cable and mat repair	1	5030123
	Kit no. 4 for connection and termination of self-limiting cables	1	5030124
	Kit no. 5 for MADPSP installed under asphalt	1	5030125
OTHER ACCESSORIES			
	Aluminium self-adhesive tape, 50 mm width, 50 m length	1	2832515
	SYFOK-B - fixation cables for nonstandard eaves and valleys	20 m	2350010
	SYFOK-P - fixation cables for nonstandard eaves, gutters and valleys	20 m	2350012
	Cable spacer for 4,5 cm loops	25 pcs	2350014
	C-shaped copper roof spacer	25 pcs	2350005



Ecofilm heating films use state of the art technology and are primarily used for heating large surfaces. These heating systems are composed of laminated polyester films with a graphite coating, supply leads, and accessories. We offer ECOFILM films in 3 versions: underfloor heating films ("F"), ceiling films ("C") and mirror heating films.

ECOFILM set

The do-it-yourself kit for underfloor heating may be installed easily, quickly by following the relevant instructions. No professional installation company required. The final electrical connection must be carried out by a qualified electrician. As the Ecofilm set comes complete for installation, no accessories are needed. We recommend 60 W/m² for a floating wooden floor and 80 W/m² for a floating laminated floor.

The Ecofilm set includes:

- Ecofilm F608/55 (F606/55, 1008) electrical heating film delivered in rolls of various lengths according to the customer's requirements and layout plan. The heating film is supplied with insulated cut edges and cold leads.
- An additional pair of insulation discs for insulating the copper electrodes of the heating film in the event that there is a requirement to shorten the length of the heating film.
- Installation manual.

The film is fitted with two SK AV1.5 cold leads 3 mm in diameter and 5 m long.

The F film is installed directly beneath a floating floor. Due to its ultra thin profile (max 0,4 mm thick) the original construction height of the floating floor is hardly affected. This silent, unobtrusive and dry-laid underfoot heating system is highly reliable and has a long life span. We provide a 10-year warranty for ECOFILM heating films, however their operational life can be longer (30-50 years). The product has been tested according to European standards.



Simplified Example of ECOFILM Set

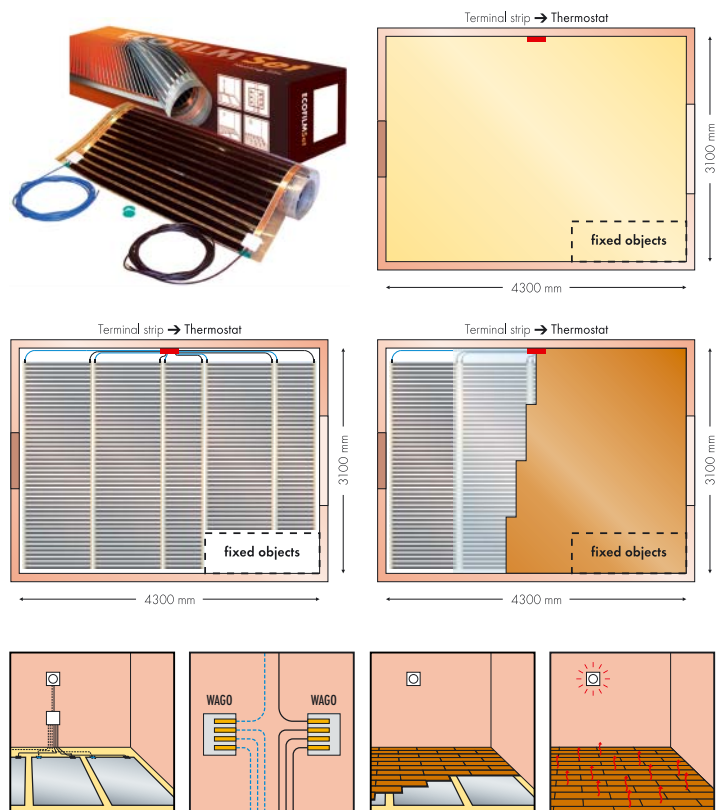
Design Total surface area 4.3×3.1 m. Heating under laminated floor.

Recommended application: ECOFILM Set 80 W/m².

Note: Heating Parts of the film must not overlap and their minimal distance from fixtures and wall shall be 5 cm.

Owing to the following note, 3 film strips (1000 mm wide) 3 m long and 2 m long and 2 film strips (600 mm wide) 3 m and 2 m long may be used. For the given application it is recommended 2×Eset 80-3/234, 1×Eset 80-3/132, 1×Eset 80-2/156 and 1×Eset 80-2/88 + temperature control.

TYPE	WIDTH [mm]		Output (W/m ²)	LENGTH [m]	Total Output [W]	Cat. No.
	TOTAL	ACTIVE				
Eset 60-2/66	600	550	60 W/m ² (230V)	2	66	6652500
Eset 60-3/99				3	99	6652505
Eset 60-4/132				4	132	6652510
Eset 60-5/165				5	165	6652515
Eset 60-6/198				6	198	6652520
Eset 60-8/264				8	264	6652525
Eset 60-10/330	600	550	80 W/m ² (230V)	10	330	6652530
Eset 80-2/88				2	88	6652540
Eset 80-3/132				3	132	6652545
Eset 80-4/176				4	176	6652550
Eset 80-5/220				5	220	6652555
Eset 80-6/264				6	264	6652560
Eset 80-8/352	1000	970	80 W/m ² (230V)	8	352	6652565
Eset 80-10/440				10	440	6652570
Eset 80-2/156				2	156	6652710
Eset 80-3/234				3	234	6652715
Eset 80-4/312				4	312	6652720
Eset 80-5/390				5	390	6652725
Eset 80-6/468	1000	970	80 W/m ² (230V)	6	468	6652730
Eset 80-8/624				8	624	6652735
Eset 80-10/780				10	780	6652740



ECOFILM F – underfloor heating film

Flexible Ecofilm heating film is the ideal solution for economical electric underfloor heating for laminated and wooden floating floors. The product is ultrathin, yet robust, and is a dry-laid system that is easy to install.

Easy, precise and fast installation

The heating film is produced in rolls 600 mm wide (550 mm heating surface, two 25 mm non-heating edges) and 1 000 mm wide (970 mm heating surface, two 15 mm non-heating edges). Thanks to its special material composition, the heating film may be cut every 10 mm to obtain exactly the required length of strips. The strips are laid side-by-side across the entire heating surface and are interconnected in parallel using cables with connectors. ECOFILM F heating components must neither overlap nor cross one another. This method of laying the film saves time and especially reduces labor costs. Installers will appreciate that the floating or wooden floor may be laid immediately after the heating film is installed and connected.

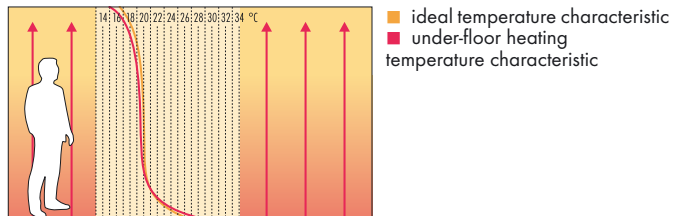
Gentle and safe heating for your comfort

Heating film makes an ideal floor heating system for laminated or wooden floating floors. The technical parameters of the heating film ensure that the materials' temperature resistance values are observed. Health safety standards are also maintained too as the maximum floor surface temperature is thermostatically limited to 27 °C. Traditional heaters which utilise a liquid to transfer the heat, operate at for example, significantly higher temperature and results in a greater fluctuation in air humidity and undesirable effects on wooden and laminated floors. It is hardly surprising that this sophisticated system has been used to safely and comfortably heat in excess of 2,5 million m² of floors throughout Europe and has been warmly endorsed by such leading floor manufacturers as PERGO, SCANDIFLOOR, ALLOC, KÄHRS and JUNCKERS.



TYPE *	WIDTH [mm]		Output [W/m ²]	Output [W/m]	Cat. No.
	TOTAL	ACTIVE			
Laminate, wood or real timber floor					
ECOFILM F 608/55	600	550	80	44	6652302
ECOFILM F 606/55	600	550	60	33	6652301
ECOFILM F 1008	1000	970	80	78	6652310
Other types of floor film					
ECOFILM F 630	600	500	300	150	6652003
ECOFILM F 624	600	500	240	120	6652006
ECOFILM F 620	600	500	200	100	6652001
ECOFILM F 615	600	500	150	75	6652005

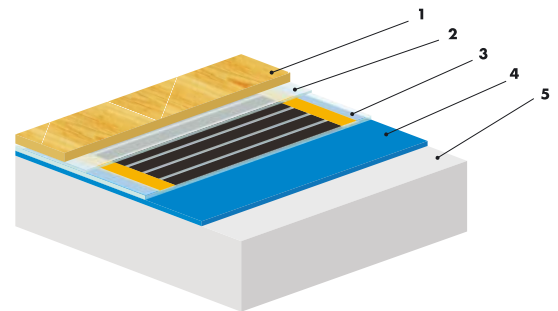
*) delivered in roll, order accessories required for installation



ECOFILM F with accessories



ECOFILM F connection in parallel with Mastic



Sectional view of laminated (wooden) floor (reconstruction)

Concrete base

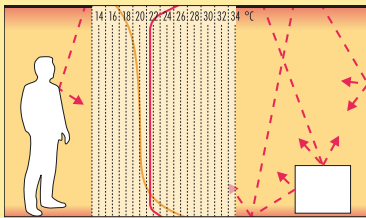
- 5) Prepare the floor base. 4) Lay insulation (e.g. Extrupor – see page 23).
- 3) Spread the ECOFILM F heating film. 2) Complete wiring and cover the floor with polyethylene (protective) film. 1) Lay laminated floor.

Illustration photo—installation of ECOFILM F608 under floating floor




ECOFILM C – ceiling heating film

ECOFILM C heating films provide an ideal ceiling heating system with balanced heat distribution throughout the room (without temperature gradients). Control of the ECOFILM C'S temperature is achieved by the use of an electronic thermostat which controls the room temperature. As it is a radiant heating system, the same comfort level as achieved by convection heating may be obtained at lower temperatures. Generally, reducing the temperature by 1 °C lowers total heating costs by 6%.



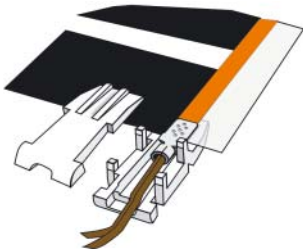
■ ideal temperature characteristic
■ ceiling radiant heating temperature characteristic



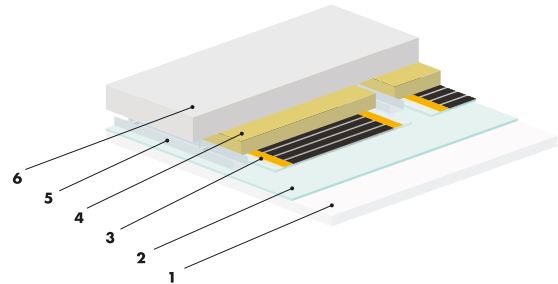
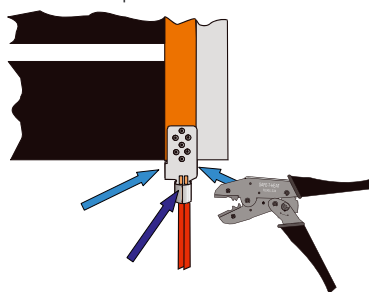
TYPE *	WIDTH [mm]		Output [W/m ²]	Output [W/m]	Cat. No.
	TOTAL	ACTIVE			
ECOFILM C 420	400	300	200	60	6652102
ECOFILM C 414	400	300	140	42	6652202
ECOFILM C 520	500	400	200	80	6652210
ECOFILM C 514	500	400	140	56	6652220
ECOFILM C 620	600	500	200	100	6652004
ECOFILM C 614	600	500	140	70	6652002

*) delivered in roll, order accessories required for installation

Installation of connector cover



Installation: Crimp connector and cold lead



Sectional view of ceiling structure

Metal joists

Install joists (5) to the ceiling structure (6). Lay thermal insulation (min. 50 mm) (4). Spread the ECOFILM C heating film (3). Lay PE film as moisture barrier (2). Complete wiring and cover with plasterboard (max. 16 mm thick) (1).


Illustrative photos of ECOFILM C installation on metal joists




MIRROR HEATING FILM – perfectly prevents mirror fogging

Safety operation







The Ecofilm MHF film operates at low temperatures and prevents overheating or damage to the mirror. Installation is simple and fast. The MHF film has an adhesive layer (with release backing) that easily sticks to the rear of a mirror. The mirror heater can be wired into the electric circuit of a lighting fixture so that it is activated whenever the light is switched on. Considering its low input, the heating films operating costs are negligible. The ECOFILM MHF heating film requires no maintenance.

	TYPE	Output [W]	Dimension [mm]	Cat. No.
	MHF 12	12,5	274×252	6651850
	MHF 25	25	274×574	6651860
	MHF 50	50	524×519	6651870
	MHF 100	100	524×1004	6651880

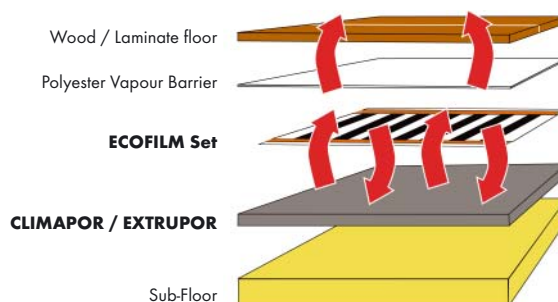
1 m cold lead



ECOFILM ACCESSORIES

Product	Description	Amount supplied	Cat. No.
	Crimp connector for Ecofilm C and F	1 unit	6651001
	Crimp cover for Ecofilm C	1 unit	6651002
black blue	Cold lead 1,5 for Ecofilm C	1 m	665100x
	Cold lead AV 1,5 for Ecofilm F	1 m	66510x0
	Cold lead AV 2,5 for Ecofilm F	1 m	66510x0
	Crimp tool	1 unit	6651003
	Insulating tape for sealing cut edges of heating film 28 mm width/33 m length 38 mm width/33 m length	1 roll	6651026
			6651028
	MASTIC VM connector insulation for Ecofilm F 38 mm width (1 connector requires 0.1 m)	1 m	6651012
	WAGO connector (terminal strip) for Ecofilm set	1 unit	6651007

INSULATION							
	Thickness [mm]	Capacity [kg/m ³]	Conductivity [W/mK]	Pressing by 0,5 mm compressive strength	Dimension [mm]	Package	Cat. No.
CLIMAPOR 3	3	32	0,031	5 t/m ²	590×790	6,99 m ²	5442003
EXTRUPOR 6	6	38,5	min. 0,025	20 t/m ²	1250×800	20 m ²	5442006
			max. 0,035				




In convection heating, a heating body is used to warm the air which then distributes – transfers - heat as it flows over the surfaces of the objects to be heated. Most electrical convector heaters that our firm distributes comes with a precise electronic thermostat, as standard, with a contact variation of +0.5 °C.



ECOFLEX EL – electric convector with electronic thermostat and pilot wire, 4-5 °C

setback control, 230V/50 Hz. Color: white with gray grid.


IP 24, class II; can be installed on C1 and C2 flammable surfaces; needed clearance (cm): bottom edge, 15 / top edge, 15 / front side, 10

IP 24	Type	[W]	Dimensions [mm]	Weight [kg]	Quantity on pallet	Cat. No.
	ECOFLEX EL 500	500	360×400×80	3,7	28	5415205
	ECOFLEX EL 750	750	360×400×80	3,7	28	5415207
	ECOFLEX EL 1000	1000	440×400×80	4,2	26	5415210
	ECOFLEX EL 1250	1250	520×400×80	4,9	24	5415212
	ECOFLEX EL 1500	1500	600×400×80	5,5	20	5415215
	ECOFLEX EL 1750	1750	680×400×80	6,1	18	5415217
	ECOFLEX EL 2000	2000	760×400×80	6,8	12	5415220

ECOFLEX SL – electric convector with electromechanical thermostat and pilot wire,

4-5 °C setback control, 230V/50 Hz. Color: white with gray grid.


IP 24, class II; can be installed on C1 and C2 flammable surfaces; needed clearance (cm): bottom edge, 15 / top edge, 15 / front side, 10

IP 24	Type	[W]	Dimensions [mm]	Weight [kg]	Quantity on pallet	Cat. No.
	ECOFLEX SL 500	500	280×400×80	3,7	40	5415105
	ECOFLEX SL 750	750	360×400×80	3,7	28	5415107
	ECOFLEX SL 1000	1000	440×400×80	4,2	26	5415110
	ECOFLEX SL 1250	1250	520×400×80	4,9	24	5415112
	ECOFLEX SL 1500	1500	600×400×80	5,5	20	5415115
	ECOFLEX SL 1750	1750	760×400×80	6,1	12	5415117
	ECOFLEX SL 2000	2000	840×400×80	6,8	12	5415120
	ECOFLEX SL 2500	2500	1000×400×80	9,0	12	5415125

ELITE PLINTHE ETP – electric convector with electronic thermostat and pilot wire, 4-5 °C setback


control, 230V/50 Hz. Compatible with RF Box. Color: white with white grid.

IP 24, class II; needed clearance (cm): bottom edge, 8 / top edge, 20 / front side, 10

IP 24	Type	[W]	Dimensions [mm]	Weight [kg]	Quantity on pallet	Cat. No.
	ELITE Plinthe ETP 05	500	600×245×80	3,0	36	5424305
	ELITE Plinthe ETP 10	1000	920×245×80	5,0	18	5424310
	ELITE Plinthe ETP 12	1250	1080×245×80	6,0	18	5424312


ATLANTIC – electric convector with electromechanical thermostat without pilot wire, for areas not requiring precise temperature regulation, such as stores and workshops. Color: white with white grid.

IP 24, class II; can be installed on C1 and C2 flammable surfaces; needed clearance (cm): bottom edge, 15 / top edge, 15 / front side, 15

 IP 24	Type	[W]	Dimensions [mm]	Weight [kg]	Quantity on pallet	Cat. No.
	ATLANTIC 05	500	370×450×78	3,5	44	5412105
	ATLANTIC 07	750	370×450×78	3,5	44	5412107
	ATLANTIC 10	1000	445×450×78	4,1	34	5412110
	ATLANTIC 12	1250	520×450×78	4,8	28	5412112
	ATLANTIC 15	1500	590×450×78	5,4	24	5412115
	ATLANTIC 17	1750	665×450×78	6,0	20	5412117
	ATLANTIC 20	2000	740×450×78	6,5	18	5412120
	ATLANTIC 25	2500	890×450×78	7,6	14	5412126


ACTUA ETP – electric convector with electronic thermostat and pilot wire, 4–5 °C setback control, 230V/50 Hz. Compatible with RF Box. Color: white with white grid.

IP 24, class II; needed clearance (cm): bottom edge, 15 / top edge, 20 / front side, 10

 IP 24	Type	[W]	Dimensions [mm]	Weight [kg]	Quantity on pallet	Cat. No.
	ACTUA ETP 05	500	409×470×87	409×470×87	20	5424405
	ACTUA ETP 07	750	409×470×87	409×470×87	20	5424407
	ACTUA ETP 10	1000	489×470×87	489×470×87	16	5424410
	ACTUA ETP 12	1250	569×470×87	569×470×87	16	5424412
	ACTUA ETP 15	1500	649×470×87	649×470×87	14	5424415
	ACTUA ETP 17	1750	769×470×87	769×470×87	8	5424417
	ACTUA ETP 20	2000	849×470×87	849×470×87	8	5424420


AIXANCE PRO – radiant convector with electronic thermostat and pilot wire, 4–5 °C setback control, 230V/50 Hz. Compatible with RF Box. Color: white with white grid.

IP 24, class II; needed clearance (cm): bottom edge, 15 / top edge, 15 / front side, 10

 IP 24	Type	[W]	Dimensions [mm]	Weight [kg]	Quantity on pallet	Cat. No.
	AIXANCE Pro 07	750	494×454×108	4,5	18	5435107
	AIXANCE Pro 10	1000	599×454×108	5,5	16	5435110
	AIXANCE Pro 15	1500	809×454×108	7,4	11	5435115
AIXANCE Pro 20	2000	1019×454×108	9,2	11	5435120	

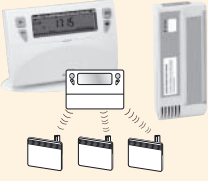
CH 2000 B TURBO – portable convector with electromechanical thermostat

IP 20, class I; needed clearance (cm): bottom edge, 5 / top edge, 10 / front side, 5

 IP 20	Type	[W]	Dimensions [mm]	Weight [kg]	Quantity on pallet	Cat. No.
	CH 2000B - TURBO	750/1250/2000	580×375×110	5,0	20	5410010


RF BOX, ECOBOX FP – wireless regulation and regulation for pilot wire


By setting the thermostat regulations, it is possible to divide spaces into zones (ECOBX FP: two zones, RF BOX: three zones) and to set a separate weekly program for each zone. Possibility of “holiday” setting to keep temperatures above freezing (at around 7 °C) for a set numbers of days (1–99), after which the system automatically returns to its normal regime.

	Product	Description	Cat. No.
	RF transmitter	Pilot programmable unit for convector heating system. Wireless control	4500320
	RF receiver	(radio frequency) system: transmitter-receiver. Installation: wall or freely portable. Unit for receiving signal from RF transmitter. Receiver must be installed directly in the convector (Actua, Elite, Aixance) and must be in any convector that is to be controlled by an RF transmitter.	4500322
Ecobox FP	Programmable unit for heating control transmitted over a pilot lead. ECOBOX FP should be installed on one of the convection heaters. The other convection heaters are connected to the main unit through the pilot wire and do not need additional equipment for receiving the signal.	4500317	
















ECOFLEX G – glass convector with electronic thermostat and pilot wire, 4–5 °C setback control, 230V/50 Hz. Available in black, red, or yellow-green.










IP 24, class II; needed clearance (cm): bottom edge, 15 / top edge, 15 / front side, 15

 IP 24	Type	[W]	Dimensions [mm]	Weight [kg]	Quantity on pallet	Cat. No.
	ECOFLEX G 10	1 000	500×520×100	14	6	54367X0
	ECOFLEX G 15	1 500	660×520×100	18	6	54367X2
	ECOFLEX G 20	2 000	900×520×100	27	3	54367X4



THERMOSTATS AND CONTROLS

Product	Description	Cat. No.	
ANALOG ROOM THERMOSTAT			
	FLASH 25800	10A, bimetallic thermostat with signaling, without temperature setback, 5-35 °C	4200110
	FLASH 25805	Same as a 25800, with temperature setback 3-7 K, invisible control, IP 30.	4200111
	FLASH 25614	Same as a 25800, with temperature setback 3-7 K, accuracy 0.5 K, IP 30.	4200112
	EBERLE RTR - E 6202	10A, with temperature setback 5 K, accuracy 0.5 K, switch, 5-30 °C	4066026
	EBERLE RTR - E 6124	10A, with temperature setback 5 K, accuracy 0.5 K, 5-30 °C	4066020
	FENIX-Therm 100	12 A, IP 21, heat differential of 0.5 °C, switch, 0-45 5-30 °C (ambient air), 5-50 °C (floor)	4200130
	Frame for FENIX-Therm 100	Frame for use in wall mounting.	4200131
DIGITAL ROOM THERMOSTAT			
	FENIX Therm 350	Programmable digital thermostat with fuzzy logic and three separate functions: room and floor thermostat, floor thermostat (factory set) or room thermostat; two preset programs, possible to use own settings. Each day can be set separately, four events per day. Air temp. range/floor range 5-37 °C, 16 A, frost protection program, IP 21, power reserve 36 hours, 230 V; equipped with a LED dual function, switch on/off, lock, adaptive function and switch-on time (as a percentage for the last 24 hours, 7 days, 30 days or 365 days).	4200128
	EBERLE INSTAT 2	Programmable digital thermostat. Week divided into workdays and weekends, with four changes per day possible. Heating indicator on display, accuracy 0.5 K, 8 A, IP 30, air sensor 5-30 °C.	4065003
	EBERLE INSTAT 8	Digital thermostat with fuzzy logic. 3 adjustable temperatures, 6 variable time periods per day, anti-freezing protection, "party" function, operating clock counter, manual operation possible, temperature display, button locking. Heating indicator on display, accuracy 0.1 K, 8 A, IP 34, air sensor 5-40 °C, floor sensor 5-50 °C.	4065008
	TH 810T	The outlet thermostat adjusts the outlet according to the set room temperature. Temperature range is 5-30 °C (±1 °C). Optional mode for cooling/heating. Maximum switched current is 16 A (3,500 W). Maximum time for backed-up operation is 3 hours. Displays both set and current temperature in the room. Does not allow time programming.	4065110
TEMPERATURE REGULATORS FOR SUPPLEMENTAL UNDERFLOOR HEATING			
	FENIX Therm 350	Programmable digital thermostat with fuzzy logic and three separate functions: room and floor thermostat, floor thermostat (factory set) or room thermostat; two preset programs, possible to use own settings. Each day can be set separately, four events per day. Air temp. range/floor range 5-37 °C, 16 A, frost protection program, IP 21, power reserve 36 hours, 230 V; equipped with a LED dual function, switch on/off, lock, adaptive function and switch-on time (as a percentage for the last 24 hours, 7 days, 30 days or 365 days).	4200128
	FENIX-Therm 100	12 A, IP 21, heat differential of 0.5 °C, two-pole switch, 0-45 5-30 °C (ambient air), 5-50 °C (floor)	4200130
	Frame for FENIX-Therm 100	Frame for use in wall mounting.	4200131
	EBERLE FR - E 525 31	With floor sensor (4 m), 10-60 °C, 14 A, accuracy 1 K, IP 40, switch.	4070004
	EBERLE Fre 525 22	With floor sensor (4 m), 10-50 °C, 10 A, with temperature setback, accuracy 1 K, IP 30, Switch	4070006
	ENSTO ECO 16 FRJ	16 A, temperature setback +5, -15 K, IP 30, two-pole switch, 5-35 °C (ambient), 25-40 °C (floor),	4200094
	ELFC 44	Capping strip for ECO 16 FRJ thermostat for increased IP coverage on IP 44.	4200093
	MICROLINE OCC2 - 1991 H	Digital thermostat with fuzzy logic, floor probe (3 m) 5-40 °C, weekly program, 16 A, preset with 6 set programs, IP 21, time meter, two-pole switch.	4200012
	Aube TH 132-AF	Digital thermostat with fuzzy logic, ambient air sensor 5-30 °C, floor (3 m) +5 °C to +40 °C, programming: 7 day, 4 time periods/day, 2 temperature settings, accuracy 0.5 K, IP 20.	4200125
	Snubber AC130-03	If a contactor is used between the thermostat TH132-AF and the load, install a snubber at the contactor's coil terminal to ensure the proper operation of the thermostat	4200127
	EBERLE INSTAT 8	Digital thermostat with fuzzy logic. 3 adjustable temperatures, 6 variable time periods per day, anti-freezing protection, "party" function, operating clock counter, manual operation possible, temperature display, button locking. Heating indicator on display, accuracy 0.1 K, 8 A, IP 34, air sensor 5-40 °C, floor sensor 5-50 °C.	4065008
	F 193720	Floor sensor (4 m) for Instat 8, fit with probe for Fre 525xx.	4071006
TEMPERATURE REGULATION FOR MAIN UNDERFLOOR HEATING			
	FENIX Therm 350	Programmable digital thermostat with fuzzy logic and three separate functions: room and floor thermostat, floor thermostat (factory set) or room thermostat; two preset programs, possible to use own settings. Each day can be set separately, four events per day. Air temp. range/floor range 5-37 °C, 16 A, frost protection program, IP 21, power reserve 36 hours, 230 V; equipped with a LED dual function, switch on/off, lock, adaptive function and switch-on time (as a percentage for the last 24 hours, 7 days, 30 days or 365 days).	4200128
	FENIX-Therm 100	0-45 5-30 °C (ambient air), 5-50 °C (floor), 12 A, IP 21, heat differential of 0.5 °C, two-pole switch.	4200130
	Frame for FENIX-Therm 100	Frame for use in wall mounting.	4200131

Product		Description	Cat. No.
	Aube TH 132-AF	Digital thermostat with fuzzy logic, ambient air sensor 5-30 °C, floor (3m) +5 °C to +40 °C, programming: 7 day, 4 time periods/day, 2 temperature settings, accuracy 0.5 K, IP 20.	4200125
	Snubber AC130-03	If a contactor is used between the thermostat TH132-AF and the load, install a snubber at the contactor's coil terminal to ensure the proper operation of the thermostat	4200127
	EBERLE INSTAT 8 rw range 5-50 °C, switch over 8 A Placed on KP/KU 68	Digital thermostat with fuzzy logic. 3 adjustable temperatures, 6 variable time periods per day, anti-freezing protection, "party" function, operating clock counter, manual operation possible, temperature display, button locking. Heating indicator on display, accuracy 0.1 K, 8 A, IP 34, air sensor 5-40 °C, floor sensor 5-50 °C.	4065008
	ENSTO ECO 16 FRJ	5-35 °C (ambient), 25-40 °C (floor), 16 A, temperature setback +5, -15 K, IP 30, two-pole switch.	4200094
	ELFC 44	Capping strip for ECO 16 FRJ thermostat for increased IP coverage on IP 44.	4200093
	MICROLINE OCD 2-1999 H	Digital thermostat with fuzzy logic, weekly program, 16 A, ambient air sensor 5-40 °C, floor (3 m) 5-55 °C, preset with 6 set programs, time meter, IP 20, two-pole switch.	4200085
	F 193 720	Floor sensor (4 m) for Instat 8, fit with probe for Fre 525xx.	4071006
INDUSTRIAL ROOM THERMOSTAT ANALOG WALL-MOUNTED THERMOSTATS WITH INCREASED PROTECTION (IP 54)			
	EBERLE AZT - A 524510	Industrial thermostat with built-in space sensor and exterior scale. Ambient air sensor 5-35 °C, 10A, accuracy 1-5 K.	4066010
	EBERLE AZT - A 524410	Industrial thermostat with built-in space sensor and exterior scale. Ambient air sensor -15-15 °C, 10A, accuracy 1-5 K.	4066005
	EBERLE AZT - I - 524510	Industrial thermostat with built-in space sensor and interior scale. Ambient air sensor 5-35 °C, 10A, accuracy 1-5 K.	4066012
	EBERLE AZT - I - 524410	Industrial thermostat with built-in space sensor and interior scale. Ambient air sensor -15-15 °C, 10A, accuracy 1-5 K.	4066007
INDUSTRIAL THERMOSTATS WITH SEPARATE SENSOR			
	EBERLE UTR/60	16 A, exterior/interior control, temperature range 0-60 °C, IP 65.	4066037
	EBERLE ITR-3 528 800	10A, temperature range 0-60 °C, exterior and interior control, suitable for mounting on DIN strip, IP 40.	4066040
	EBERLE F 891 000	Standard sensor, 4 m, PVC, IP 64.	4066137
	EBERLE F 892 002	Placement sensor for UTR and ITR, IP 64 coverage and silicon insulation, 1.5 m.	
	EBERLE F 893 002	Space sensor for UTR and ITR, IP 30, silicon insulation, 1.5m.	
	EBERLE F 897 001	Space sensor without supply cable, IP 65.	
REGULATORS TO CONTROL HEATING OF ROOF DRAINS AND FREE AREAS			
	EBERLE EM 524 87	Controller for regulating the heating of large surfaces or eaves troughs, Can be installed on a DIN strip. Preset standard program, LCD display, 8 modules, 10 A, IP 20.	4600015
	EBERLE ESF 524 001	Snow/ice sensor for heating ground areas, 15 m.	4610001
	EBERLE TFF 524 002	Temperature/humidity sensor for heating ground areas, 15 m.	4610002
	EBERLE ESD 524 003	Snow and ice sensor for heating eaves troughs and gutters, 4 m.	4610003
	EBERLE TFD 524 004	Temperature sensor for heating eaves troughs and gutters, 4 m.	4610004
	EBERLE DTR-E 3102	Differential thermostat, 1 make contact, 16 A, temperature range -15-10 °C, IP 20. To be mounted on wall or DIN rail (3 modules), IP44. Only measures temperature; does not monitor the presence of water/snow/ice.	4066038
	OJ Elektronik ETR/F-1447A	Differential thermostat, 230V, 1 make contact, 16 A, temperature range -15-10 °C, IP 20. To be mounted on a DIN rail (3 modules), space sensor (IP44). Only measures temperature; does not monitor the presence of water/snow/ice.	4600010
REGULATORS TO CONTROL ATTENUATION AND TIME PROGRAMMABLE SWITCHES			
	FLASH Programmer 2	Control device with weekly planning for a full setback regime. Manual control possible, 8 circuits, 2 hour min. setting interval, 0.5 A, 250 V, IP 30.	4100026
	FLASH 23802 Monotron 200	Control device with weekly planning for full settings. One-minute min. setting interval, 250 V, switching 2x16 A, can be mounted on DIN strip.	4100030
REGULATORS FOR REDUCTION OF MAIN CIRCUIT BREAKER VALUE			
 <i>Three-phase current-load reliever - 6 modules.</i>	BMR HJ 101	One-level regulation with breaking for three phases, 1x3 A, current settings of 1 to 120 A with precision to 1 A.	4200230
	BMR HJ 102	Two-level regulation with breaking for three phases, 2x3 A, current settings of 1 to 120 A with precision to 1 A.	4200231
	BMR HJ 103	Three-level regulation with breaking for three phases, 3x3 A, current settings of 1 to 120 A with precision to 1 A.	4200232
	BMR HJ 303	One-level regulation with separate breaking for individual phases, 3x3 A, current settings of 1 to 120 A with precision to 1 A, size 6 modules.	4200030
	BMR HJ 306	Two-level regulation with separate breaking for individual phases, 6x3 A, current settings of 1 to 120 A with precision to 1 A, size 6 modules.	4200032
	BMR HJ 316	Two-level regulation with indirect measuring, separate breaking for individual phases, 6x3 A, current setting from 4 to 1024 A in increments of 4 A.	

STORAGE HEATERS




ECOSTATIC – Static Storage Heater

Basic Characteristics and Benefits

- Manually controlled electric storage heater
- Input and output adjustment according to the required comfort
- Attractively styled to suit modern home and office decor
- Very low lifetime maintenance
- Safe, easily controllable and highly reliable
- Upgraded and adjusted for use in bathrooms (IP X2)

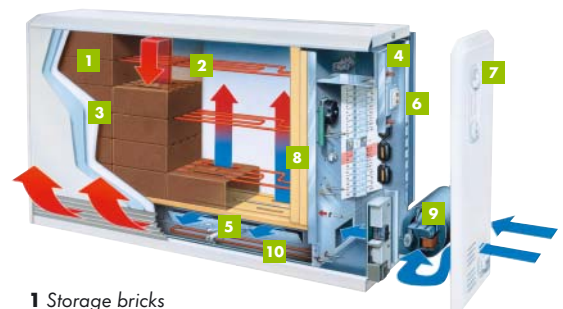


 IP X2	Type	Input [kW]	Max. capacity [kWh]	Voltage [V]	Dimensions [mm]	Weight [kg]	Cat. No.	
		WMX 706	0,85		6			230~50Hz
	WMX 712	1,70	12	560×700×183	77	5604712		
	WMX 718	2,55	18	788×700×183	110	5604718		
	WMX 724	3,40	24	1016×700×183	140	5604724		
Towel racks	TR 706 N	Towel rack as an accessory for WMX 706						5604704


ECODYNAMIC – Dynamic Storage Heater

Basic Characteristics and Benefits

- Electric fan storage heater with controllable heat output according to the Standards DIN 44574, IEC 60531 and the Safety Standard VDE 0720
- Equipped with a thermomechanical charge controller (liquid filled) and a thermomechanical safety controller (bimetal)
- Airflow in two channels inside the core
- One brick type for all heater models (material: magnesite MgO)
- High-quality Vermiculite and Microtherm® insulation (achieving lower surface temperatures and better heat accumulation)
- Only 25 cm deep
- No start-up procedure; may be operated by user immediately after installation
- Tube heating elements (special alloy steel)
- Radial flow fan for quiet and steady heat output
- Discharge controlled with an external room thermostat*
- Air outlet with bimetal flap system for high and constant heat output (automatic)
- Auxiliary heating element* installed in the air outlet area
- Sheet steel casing, phosphatized and enameled; color: creme-white with gray-brown air outlet grill
- With a wall spacer and either supporting feet* or a floor plate*
- Protective cover* for bathrooms




- 1 Storage bricks
- 2 Heating elements
- 3 Microtherm® insulation
- 4 Charge controller
- 5 Bypass system
- 6 Wall bracket
- 7 Charge adjustment
- 8 Vermiculite insulation
- 9 Fan
- 10 Auxiliary heating element (optional)

 IP X0	Type	Input [kW]	Max. capacity [kWh]	Voltage [V]	Dimensions [mm]	Weight [kg]	Cat. No.
		VFMi 20	2,0		16		
	VFMi 30	3,0	24	776×672×250	137	5604030	
	VFMi 40	4,0	32	926×672×250	176	5604040	
	VFMi 50	5,0	40	1076×672×250	215	5604050	
	VFMi 60	6,0	48	1226×672×250	254	5604060	
	VFMi 70	7,0	56	1376×672×250	293	5604070	

* available on a special order

Local heating not only provides you extra comfort, it also conserves electricity and water. Since these heaters are quite small, you can easily build one into a kitchen counter or the cabinet under the sink. Your kitchen's aesthetics can thereby be preserved.



Principal characteristics and advantages

- thermal insulation from polyurethane foam
- hot water outlet pipe
- enameled inner pressure tank
- exchangeable magnesium anode
- thermostat temperature sensor
- cold water inlet
- electrical heating element
- removable access flange
- thermostat

Low-volume units heat water very close to the place where it is to be used. This eliminates the large losses typical of central hot water sources, where pipes leading from the central boiler sap the water's heat as they pass through walls.

Type	Capacity [l]	Voltage [V]	Input [W]	IP protection	Heating time	Net weight [kg]	Height [mm]	Diameter [mm]	Cat. No.	
ATL 10 L	10	220-240	1600	IP 25	0h 24min	8	456	255	5451001	
ATL 10 LU	10		2000	IP 24	0h 19min	8	456	255	5451002	
ATL 15 L	15		1600	IP 25	0h 35min	9	399	338	5451500	
ATL 15 LU	15			IP 24	0h 28min	9	399	338	5451502	
ATL 30 L	30		2000		IP 25	0h 57min	13	623	338	5453000
ATL 50 L	50					1h 30min	16	559	433	5455001
ATL 80 L	80					2h 26min	20	791	433	5455010
ATL 100 L	100					3h 02min	22	948	433	5455020
ATL 120 L	120					3h 35min	29	1111	433	5455025
ATL 150 L	150		2200			4h 36min	40	1241	505	5455030
ATL 200 L	200	5h 50min				50	1568	505	5455040	

SUPPLEMENTARY PRODUCTS

HAND DRYERS – electric hot-air units with fans for hands drying. Wall-mountable. Automatic sensor switch ensures hygienic operation.

Type	Output	Switching sensor	Air temperature	Tension	Dimension [mm]	Weight [kg]	Cat. No.
ZY - 203 A (plastic)	1800 W	14 - 18 cm	50-70°C	~230V 50 Hz	240×240×240	2,5	5440010
ZY - 202 A (metal)	2700 W	12 - 18 cm	45-55°C		361×242×156	5,0	5440005

TOWEL RADIATORS – A towel radiator consists of a steel tube with an electric heating insert for wall mounting, most generally in bathrooms. It is suitable for drying towels as well as heating. Radiators come assembled, filled with freeze-resistant fluid, and equipped with a power supply cord and plug. Versions offered: Primo (straight horizontal tubing) and Rondo (curved horizontal tubing). Heating ladders are not supplied with thermostats but may be used with the TH 810T thermostat. Color: white. IP 44.

Type	Output	Width	Height	Cat. No.
Primo 03				
TP-03-500.1160 E	400	500	1 160	5441050
TP-03-600.1160 E	400	600	1 160	5441052
TP-03-500.1424 E	500	500	1 424	5441054
TP-03-600.1424 E	600	600	1 424	5441056
TP-03-750.1732 E	800	750	1 732	5441058
Rondo 03				
TR-03-500.1160 E	400	500	1 160	5441060
TR-03-600.1160 E	400	600	1 160	5441062
TR-03-500.1424 E	500	500	1 424	5441064
TR-03-600.1424 E	600	600	1 424	5441066
TR-03-750.1732 E	800	750	1 732	5441068

EXPORT MARKETS



Argentina
Armenia
Australia
Austria
Belorussia
Benelux
Bosnia and
Herzegovina
Brazil

Bulgaria
Canada
Columbia
Croatia
Cyprus
Czech republic
Denmark
Estonia
Finland

France
Georgia
Germany
Great Britain
Greece
Hungary
Chile
Ireland
Italy

Japan
Korea
Kazakhstan
Kingdom of Jordan
Latvia
Lithuania
Macedonia
Malta
Montenegro

Netherlands
New Zealand
Norway
Poland
Portugal
Romania
Russia
Serbia
Slovakia

Slovenia
Spain
Sweden
Switzerland
Syria
Ukraine
Uruguay



FENIX

www.fenixgroup.eu



HEADQUARTERS

FENIX GROUP a.s. • FENIX TRADING s.r.o.

Slezská 2, 790 01 Jeseník, Czech republic;

Tel.: +420 584 495 111, 584 495 302;

Fax: +420 584 495 303;

E-mail: fenix@fenixgroup.cz



PRODUCTION PLANT

FENIX s.r.o.,

Jaroslava Ježka 1338/18a,
790 01 Jeseník, Czech republic
obchod@fenixgroup.cz



BRANCH STORE

FENIX BOHEMIA

Veivanov 17, 338 28 Radnice
Czech republic
bohemia@fenixgroup.cz



FLEXEL INTERNATIONAL LTD.

Glenrothes, Fife, Scotland, www.flexel.co.uk
sales@flexel.co.uk



FENIX SLOVENSKO s.r.o.

Iliašská cesta 86, 974 01 Banská Bystrica,
Slovakia, fenix@fenix.sk



FENIX

FENIX TRADING s.r.o. Slezská 2, 790 01 Jeseník, Czech republic;
Tel.: +420 584 495 111, 584 495 302; Fax: +420 584 495 303; E-mail: fenix@fenixgroup.cz

www.fenixgroup.eu