


	<p><b>A repair kit (2 pieces) brushes</b> An inexpensive option for a hobbyist to solder itself</p> <p>Dimensions: 5x12, 5x32 mm Version of coal: 50 mm without cable terminal lug</p> <p>suitable for washing machine motors</p> <p>Ariston, Zanker, Zanussi, Bosch and Hotpoint</p>
	<p><b>A repair kit (2 pieces) brushes</b> An inexpensive option for a hobbyist to solder itself</p> <p>Dimensions: 4.9 x 13, 5X34 mm Version of coal: 50 mm without cable terminal lug</p> <p>suitable for washing machine motors ceset</p> <p>Bauknecht, Otto, Quelle, Bosch, Siemens, Constructa, Zanker, Indesit Neff, Sital, Candy, Clatronic, Eudora, Viking, Thomson, Whirlpoll</p>
	<p><b>A set (2 pieces) brushes</b> Dimensions: 6,4 x10x37 mm Version of coal: cable, spring, bar with 4.8 mm plug terminal</p> <p>Fits Miele Washing machines as follows:</p> <p>W 480, 482, 485, 486, 751, 753, 754, 754S, 755, 756, 756, 757, 758, 759 760, 761, 763, 765, 770, 772, 780, 782, 783, 784, 1065, 1070 WE 751, WES 5406, WAS 5405, WAS 54 051 WAS 5406, WAS 5406C, WAS 5406 5406 WAS II, WAS 5406 SP, WAS 5407, WAS 5407C, WAS 5407C1 WAS 5408, WSE 5405, WSE 5406</p>
	<p><b>A set (2 pieces) brushes</b> Dimensions: 6,4 x10x28 mm Version of coal: cable, spring, bar with 4.8 mm plug terminal</p> <p>Fits Miele Washing machines as follows:</p> <p>W 417, 422, 423, 423 ER, 424, 425, 426, 427, 429 S, 432 433, 434, 435, 436, 437, 440, 440 U, 441, 441 U, 442, 442 U</p>

	443, 443 U, 481, 483, 484, WT 489
	<p><b>A set (2 pieces) brushes</b>  Dimensions of coal: 5 x 12.5 x 36 mm  Design (40mm length) spring  Bar with 4.8 mm plug terminal</p> <p>suitable for washing machines as follows:</p> <p>AEG Lavamat 835UQ, 835UC, 835UW  835UD, 853D, 853WD, 1035UD, 1035UW  1035UC, 1035UQ</p> <p>Hotpoint WT 890 GA, WT 890 CWS  WT 891 TURBO WAS, WT 891 CWS  WT CUDW 891, WT 891 CUDB</p> <p>Source Type 5315, 5425, 1102SL, 1200SLWS  1200SLBR, 1200SLGA, 1200SEBR, 1200SEWS  DUO1200</p> <p>Respekta TS5536</p>
	<p><b>A set (2 pieces) brushes</b>  Dimensions: 5,4 x12, 8x24, 5 / 20 mm  Version of coal: cable, receptacle 6.3 mm with 6.3 mm plug terminal</p> <p>Fits Hoover washing machines</p> <p>Hoover 100 series to 199 all models</p> <p>Hoover 2012, 2014, 2022, 2024, 2026, 3203, 3215  Hoover A 2052, A 2400, A 8538  Electronic 1100, Logic 1300, Selectamatic 1100 (Hoover 673 752)</p>
	<p><b>A set (2 pieces) brushes</b>  Dimensions: 6.3 mm x8x25  Version of coal: 50mm Cable</p> <p>suitable for  Bosch, Siemens washing machine motors  Old Model</p>

	<p><b>A set (2 pieces) brushes</b>  Dimensions: 6,4 x10x24 mm  Version of coal: cable, spring, ring handle with push-tongue</p> <p>suitable for</p> <p>Philips washing machine motors</p>
	<p><b>A set (2 pieces) brushes</b>  Dimensions: mm 5x15x30/27  Version of coal: the brass guide, cable with plug receptacle 4.8 mm</p> <p>Fits Miele  Washing machines as follows:</p> <p>W 106, 108, 110, 115, 118, 120, 130, 131, 132, 134, 135, 145  146, 147, 149, 150, 151, 153, 155, 160, 161, 162, 163  165, 167, 168, 173, 174, 180</p> <p>W 300, 302, 303, 304, 305, 306, 307, 308, 309, 310, 311, 312  313, 315, 317, 320, 322, 323, 327, 330, 332  333, 337, 340, 341, 342, 343, 347, 349, 351, 352, 353, 357  360, 361, 362, 363, 367, 370, 373, 374, 375, 376, 377, 381, 383, 387</p> <p>W 400SB, 402SB, 404SB, 405SB, 406SB, 407SB, 408SB, 409SB</p> <p>W 410SM, 411SM, 412SM, 413SM, 414SM, 415SM  416SM, 417SM, 418SM, 419SM</p> <p>W 421SR, 423SR, 424SR, 425SR, 426SR, 427SR, 428SR</p> <p>W 430S, 432E, 432S, 433E, 433S, 435E, 435S, 437E, 437S  439E, 439S, 440S, 441S, 442S, 443S, 444S, 445S, 447S  449S</p>
	<p><b>A set (2 pieces) Carbon Brush Holder L</b>  Dimensions of coal: 6.3 x 12.5 x 36 mm  Design (40mm length) spring clip with 2.8mm plug terminal  in holder type L (total length of the holder 46mm)</p> <p>suitable for</p> <p>Washing machines as follows:</p> <p>AEG  530BZ, 535BZ, 541BZ, 545W, 545BZ, 550BZD, 551W, 555D, 555WD  650BZ, 655BZ, 670, 670W, 680W, 680BZ, 690BZ, 693W, 694WD</p>

	951D, 951WD, 961, 961W, 961BZ, 971, 971W, 976W, 981, 981W
	<p><b>5x12, 5x32mm cable</b>  A set (2 pieces) for carbon brushes  Bosch, Siemens, Constructa  and Neff washing machine motors  with 6 or 8 pin connectors</p> <p>Dimensions: 5x12, 5x32 mm  Version of coal: slope, cable 50mm</p> <p>plus two sleeves for a solderless connection</p>
	<p><b>A set (2 pieces) brushes</b>  Dimensions: 6,3 x12, 5x36 mm  Version of coal: cable, pen, tongue 2.8 mm plug</p> <p>suitable for  Washing machines as follows:</p> <p>Rondo  910, 916, 917, 920, 925, 926, 930, 935, 936, 940, 941, 970</p> <p>AEG  100, 510, 520, 530, 533, 540, 550, 545, 545W, 560, 570  580, 620, 630, 633, 650, 655, 670, 670W, 673W, 680, 680W, 690, 690W  720, 740W, 750W, 770W, 908, 961, 961W, 961WS, 971, 971W, 971WS  976W, 981, 981W, 1005</p> <p>AEG  1034U, Hotpoint 1034W, Hotpoint 1034MG</p> <p>AEG CARAT  858, 908, 908D, 1005, 1005W, 1008, 1408, 1408W</p> <p>AEG  9028W, 9033W, 9037, 9038WS, 9047, 9048W</p> <p>AEG Lavamat BELLA  1000, 1000S  AEG Princesss</p> <p>AEG NORISW</p> <p>AEG PPROF</p> <p>Zanker:</p>

LAVITA 8110, LAVITA 8120, 8101 Classic, 8500 EXCLUSIVE  
LAVITA, LAVITA RS, LAVITA DELUXE, DELUXE LAVITA S, LAVITA DELUXE A  
10



**A set (2 pieces) brushes**

Dimensions: 4,8 x12, 3x31 mm

Version of coal: cable 35mm, spring,  
Plug terminal 4,8 mm

suitable for Bosch, Siemens, Constructa  
Washing machines as follows:

Bosch WFE 2020, 2021, 2820, 2821  
WFF 1200, 1201, 1600, 1800, 1860, 2001  
2030, 2070, WFI 2000, 2001, 2020, 2021  
2060  
WFK 1601, 2001, 2002, 2031, 2200  
2400, 2430, 2450, 2451, 2470, 2800, 2801  
2830, 2870  
WI 60, 61, 65, 65A  
WOF 1600, 1601, 1800, 2000  
WOK 2001, 2030, 2031, 2041, 2430, 2431  
WV 60

Constructa - CR 6080, CW 2007

Siemens - Siwamat XL 526, 528, 532, 534  
540, 544, 548  
XS 424, 432, 440  
Siwamat 5103, 6080, 6100, 6102, 6103  
6104, 6106, 6120, 6123, 6127, 6140, 6142  
6143, 8060, 8070, 8075, 8080, 8090, 8100  
8120, 9100, 9103, 9120, 9123  
Class F 850, F 1000, F 1100, F 1300  
XL 900, XL 1000, XL 1200



**Carbon Brushes set of 2**



Dimensions of Coal 5 x 15 x 27 mm

Operation: Spring and Stekzungen 4.8 mm

Fits Miele

Washing machines as follows;

W 697, 698, 699, 700, 701, 701W, 702, 703  
704, 705, 709, 710, 711, 716, 717, 719, 720

	<p>723, 724, 726, 729, 730, 731, 732, 733, 735 736, 785, 786, 787, 788, 789, 791, 792, 793 794</p> <p>WT 745, 746</p> <p>HM 29 165, 29 175, 5314, 5314 C, 5316, 5316 C</p>
	<p><b>Carbon Brushes set of 2</b></p> <p>Dimensions of coal: 5 x 12.5 x 40 mm Design (50mm length) spring Plug terminal 4,8 mm</p> <p>type suitable for washing machines AEG Lavamat Sensotronic</p>
	<p><b>Repair Kit 2 pieces of carbon brushes</b></p> <p>An inexpensive option for a hobbyist to solder itself</p> <p>Dimensions: 5x12, 5x36 mm Version of coal: 50 mm without cable terminal lug</p> <p>AEG washing machines type Lavamat 835UQ, 835UC, 835UW, 835UD, 853D, 853WD, 1035UD, 1035UW, 1035UC, 1035UQ</p> <p>Bauknecht GA WT 890, WT 890 CWS, WT 891 TURBO WAS, CWS WT 891, WT 891 CUDW, WT 891 CUDB</p> <p>Source TYPE 5315, 5425, 1102SL, 1200SLWS 1200SLBR, 1200SLGA, 1200SEBR, 1200SEWS, DUO1200</p> <p>Respekta TS5536</p>