


Peristaltic Pumps

chemical dispensers for dishwashing machines




SAFE AND RELIABLE

Polypropylene enclosure extremely shockproof and resistant to chemical aggression




IP 65 protection degree and **class 2 electrical insulation** (no ground connection required)



Extra-strong and long life Santoprene and Sekobril squeeze tubing, always equipped with inlet-outlet fittings for fast and safe connections



USER FRIENDLY





Via **trimmer settings** simple and fast parameters configuration

SEKO dosing pumps comply with the provisions contained in the following international standards:

- > 73/23CEE of 19/2/73
- > 89/336CEE of 3/5/89
- > EN60335-1
- > ISO 9001 (version 2000)




Plugs for protecting settings to avoid undesired tampering



Plugs on circuit board provide for a quick electrical connection

EASY INSTALLATION AND MINIMUM MAINTENANCE



Easy wall mounting and removing thanks to the fixing brackets



Easy tubing replacements. There's no need to start the pump

Detergent Pumps



PA

Dosing pump with conductivity probe control

Hole for probe connection: 22.5 mm (7/8")

Power supply: 230 Vac. Consumption 3.5 W

| MODEL | BAR | L/H |
|--------------------------|-----|-----|
| PA 6 (Santoprene tubing) | 0.1 | 6 |
| PA 9 (Santoprene tubing) | 0.1 | 9 |



PE

Fixed flow-rate pump

Power supply 230 Vac

Consumption: 3.5 W

| MODEL | BAR | L/H |
|----------------------------|-----|-----|
| PE 1.5 (Santoprene tubing) | 0.1 | 1.5 |
| PE 3 (Santoprene tubing) | 0.1 | 3 |



PR

Adjustable flow-rate dosing pump with speed control

Power supply: 230 Vac

Consumption: 3.5 W

| MODEL | BAR | L/H |
|--------------------------|-----|-----|
| PR 4 (Santoprene tubing) | 0.1 | 4 |
| PR 7 (Santoprene tubing) | 0.1 | 7 |



PS

Fixed flow rate dosing pump with timer control, powered via the loading and rinse solenoid valves. Two setting trimmer enable detergent First Fill and Top Up. Power supply: 230 Vac. Consumption: 3.5 W.

First Fill time: 5 to 220 sec.

Top Up time: 1 to 20 sec.

| MODEL | BAR | L/H |
|---------------------------|-----|-----|
| PS 3 (Santoprene tubing) | 0.1 | 3 |
| PS 10 (Santoprene tubing) | 0.1 | 10 |



PRT

Fixed flow rate dosing pump with timer control. Models powered via single or double solenoid valves available. Two setting trimmer enable detergent First Fill and Top up. Power supply: 230 Vac. Consumption: 3.5 W

First Fill time: 18 to 180 sec.

Top Up time: 2 to 15 sec.

| MODEL | BAR | L/H |
|---------------------------|-----|-----|
| PRT 6 (Santoprene tubing) | 0.1 | 6 |
| PRT 9 (Santoprene tubing) | 0.1 | 9 |

Rinse Aid Pumps



PE

Fixed flow-rate pump

Power supply 230 Vac

Consumption: 3.5 W

| MODEL | BAR | L/H |
|--------------------------|-----|-----|
| PE 0.4 (Sekobril tubing) | 3 | 0.4 |



PR

Adjustable flow-rate dosing pump with speed control

Power supply: 230 Vac

Consumption: 3.5 W

| MODEL | BAR | L/H |
|------------------------|-----|-----|
| PR 1 (Sekobril tubing) | 3 | 1 |



PM

Fixed flow-rate dosing pump with timer control

Power supply 230 Vac

Consumption: 3.5 W

Dosing time: 1 to 20 sec.

| MODEL | BAR | L/H |
|--------------------------|-----|-----|
| PM 0.4 (Sekobril tubing) | 3 | 0.4 |



PRT

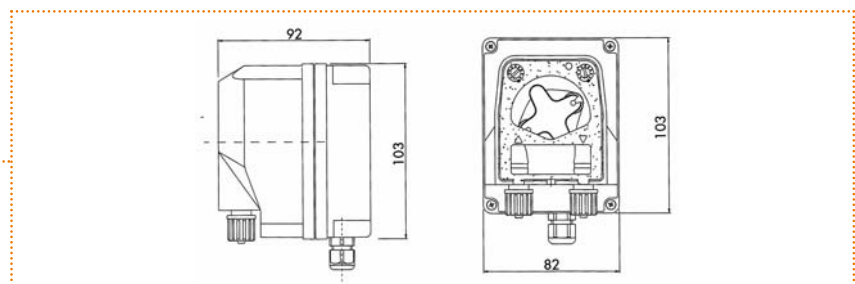
Fixed flow rate dosing pump with timer control. Models powered via single or double solenoid valves available. Two setting trimmer enable rinse-aid dosing. Power supply: 230 Vac. Consumption: 3.5 W.

First Fill time: 18 to 180 sec.









Top Up time: 2 to 15 sec.









| MODEL | BAR | L/H |
|---------------------------|-----|-----|
| PRT 1.5 (Sekobril tubing) | 3 | 1.5 |

Dimensional drawings



Installation kit and accessories

| Installation kit | | Detergent Pumps | | | | | Rinse Aid Pumps | | | |
|---|---|-----------------|----|----|----|-----|-----------------|----|----|-----|
| | | PA | PE | PR | PS | PRT | PE | PR | PM | PRT |
|  | Conductivity Probe | • | | | | | | | | |
|  | Wall mounting bracket | • | • | • | • | • | • | • | • | • |
|  | PP injection connector | • | • | • | • | • | | | | |
|  | Suction tubing | • | • | • | • | • | • | • | • | • |
|  | Delivery tubing | • | • | • | • | • | • | • | • | • |
|  | Foot filter | • | • | • | • | • | • | • | • | • |
|  | Stainless Steel non return valve | | | | | | • | • | • | • |
|  | Boiler non return valve adapter Ø 6-8 mm | | | | | | • | • | • | • |

| Accessories | | Detergent Pumps | | | | | Rinse Aid Pumps | | | |
|---|--|-----------------|----|----|----|-----|-----------------|----|----|-----|
| | | PA | PE | PR | PS | PRT | PE | PR | PM | PRT |
|  | Level control system* | • | • | • | • | • | • | • | • | • |
|  | Flexible conduit holder** | • | • | • | • | • | • | • | • | • |
|  | Double wall mounting bracket | • | • | • | • | • | • | • | • | • |
|  | Plastic T connector | | | | | | • | • | • | • |
|  | Suction device without level probe | • | • | • | • | • | • | • | • | • |
|  | Suction device with level probe | | | • | | | | • | | |
|  | Stainless steel injection connector | • | • | • | • | • | | | | |
|  | Low profile injection connector | • | • | • | • | • | | | | |

* With every type of dosing pump. Two end of product alarm input via level probe in the form of a reed contact signalled with the flashing of the LED. Supplementary Output alarm relay available. Power supply: 230 Vac (24 Vac on demand)

** Ø internal 10mm, Ø external 16mm on demand



SEKO Asia Pacific
SINGAPORE
 SEKO China
CHINA
 SEKO do Brasil
BRAZIL
 SEKO Dosing
 Systems
USA

SEKO Southern
 Africa
SOUTH AFRICA
 SEKO
 Deutschland
GERMANY
 SEKO France
FRANCE
 SEKO Iberica
SPAIN

SEKO Italia
ITALY
 000 SEKO
RUSSIA
 SEKO UK
**UNITED
 KINGDOM**
 web site:
www.seko.com

