



**HIRSCHMANN**

A Belden Company

Hirschmann. Simply a good Connection.

# Industrial Connectors



# Some faults can be very expensive.

What good are the greatest inventions if there are problems with the small details later on?



There can be no doubt that mankind is capable of great inventions. Some of these inventions have made a major contribution to the fields of production, process and traffic management technology. However, even very minor faults can affect operational reliability, dependability and availability, and they can prove to be very expensive. Fault-free automation systems significantly enhance productivity and competitiveness, and they preserve jobs over the long term.

Our extremely versatile intelligent connectors set technical standards and provide individual and absolutely reliable solutions in state-of-the-art automation systems. As data rates continue to increase, our connectors minimize possible sources of system failure and guarantee high availability right from the start. Customers get powerful, reliable cabling solutions which can handle

extreme vibration and are resistant to contamination and moisture. The solutions continue to provide a reliable connection even under the harshest operating conditions. Hirschmann Automation and Control delivers open, high-availability, future-proof industrial solutions for the construction, heavy vehicle, shipbuilding and offshore industries, and they are backed up by comprehensive service and support. Our specialists are always available to answer your questions, and our worldwide distribution network guarantees optimal delivery to ensure that time as well as the latest technology is on your side.

# With us, when you add one and one you get more than two.

## Lumberg Automation and Hirschmann Automation and Control: Two powerful brands under a strong umbrella.

Nothing is more constant than change, and the world of technology is no exception. Hirschmann Automation and Control GmbH is part of Belden Inc. The US-based corporation is one of the leading suppliers of data transmission products. The connector experts at Lumberg Automation and Hirschmann now work together to address the Industrial Connecting Solutions market as part of the Belden Automation business. These two brands with a long history can now leverage enormous synergy effects. Over the course of the past 70 years, Lumberg Automation has developed into a well-respected supplier of standard and tailored solutions, and similar to Hirschmann, it has a reputation for driving innovation. The industry focus, expertise and product portfolios of the two companies complement each other very well. As a customer, you have one point of contact for two brands. Is there any better proof that one plus one makes three?

This partnership takes Belden a major step forward in the industrial connection market, as the company evolves from its cable-manufacturing base into a full-capability specialist for signal transmission. The product portfolios and market positions of Hirschmann/Lumberg Automation and Belden are nearly an ideal match. Belden benefits from Hirschmann's position as the Industrial ETHERNET market leader, and Hirschmann will be able to enhance its market presence in North America and Asia under the Belden umbrella. Together, Lumberg Automation, Hirschmann and Belden may make the strongest connection since connectors were invented.

### Belden Automation


Electronic Control System	Industrial Networking	Industrial Connecting Solutions	
 <b>HIRSCHMANN</b> A Belden Company	 <b>HIRSCHMANN</b> A Belden Company	 <b>HIRSCHMANN</b> A Belden Company	 <b>lumberg automation</b> A Belden Company
			
			

# A whole new world of individuality.

Versatile plug-in connectivity from Hirschmann.

Sometimes standard solutions are simply not enough. That is why we offer highly flexible connector solutions, some of which are not included in our catalog. We can deliver standard connectors from the catalog, modular OpenConnector variations and highly customized versions to meet specific customer requirements. Connectors Unlimited® provides a maximum of individuality. We deliver the most cost-effective solution for any application as an added service.

Connectors Unlimited®



No matter what your specific needs are for an "ex-catalog" connector, our OpenConnector and Connectors Unlimited® offer maximum flexibility.



OpenConnector  
[www.configurator.hirschmann.com](http://www.configurator.hirschmann.com)



Product overview  
Industrial Connectors

---

# The product you need is just a few mouse clicks away.

The Electronic Consultant helps you find what you are looking for.

Our Electronic Consultant at [www.hirschmann.com/xpert/](http://www.hirschmann.com/xpert/) comes up with a recommendation after only four fast, simple steps no matter what product you are looking for including connectors, Industrial ETHERNET components or FiberINTERFACES. You select the application, product category, criteria and requirements, and you receive our individual product recommendation right away.



The Electronic Consultant is also available on the catalog CD.



[www.hirschmann.com/xpert/](http://www.hirschmann.com/xpert/)

# The best connection – across the board.

Hirschmann – the right solution for any application.

## Industrial ETHERNET

Hirschmann was one of the pioneers of Industrial ETHERNET. We offer extremely reliable, high-quality products and solutions which keep the world of automation moving and guarantee excellent transmission security. We would be pleased to send you more information about Industrial ETHERNET and suitable bus connectors.



Product overview  
**Industrial Networking**

General catalog  
**Industrial ETHERNET**



General catalog  
**FiberINTERFACES**

Product overview  
**FiberINTERFACES/  
Feldbuskomponenten**

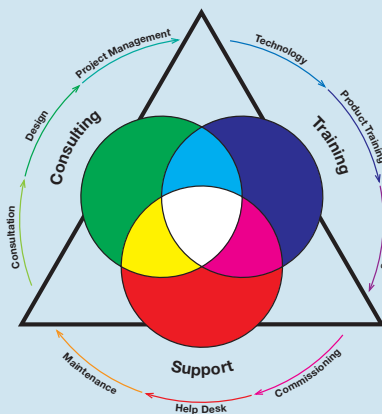
## FiberINTERFACES

If you are looking for optical transmission equipment and fiber optics, Hirschmann offers a broad range of FiberINTERFACES for the process, transportation and factory automation industries which deliver high data rates and absolute immunity to interference. Why not request more information on our FiberINTERFACES today?

# Top quality products for cutting-edge solutions.

The Hirschmann Competence Center gives you the help you need.

Hirschmann can provide more than top-quality connectors and network components. Our Competence Center has the consulting, service, support and training expertise to help you design your total solution without supplier dependencies. Contact us to discuss your specific requirements.



*You can access our extensive range of services and support at [www.hicomcenter.com](http://www.hicomcenter.com). We offer everything from pre-sales advice to after-sales support.*

[www.hicomcenter.com](http://www.hicomcenter.com)

# Our communication experts.

Size no longer determines whether you can move worlds.  
It is simply enough to have higher intelligence.

In order to ensure the operating reliability and accessibility of your machines, the best is just enough – and this is exactly where tiny items can make a big difference. Your Hirschmann installation consultant recommends: intelligent plug for sensor devices and actuator devices connectors in various designs, passive plug connectors and conductors for network and control voltages, control line connections in hydraulic systems, pneumatic

systems and for special machines, and installation-friendly universal rectangular connectors.

You can't find the connector you are looking for in our catalog? No problem. With the Hirschmann OpenConnector kit and our tailored customer-specific Connectors Unlimited solutions, you have the right connection for any job.

## The pico professional sensor

page 14

### Circular connectors: E-series M8

Hirschmann M8 sensor connectors can be supplied in molded or customized versions. Innovative design and a wide range of cables ensure maximum flexibility and variety in any application.

- IEC 60947-5-2 compliant layout
- Snap-lock or threaded lock M8 x 1
- number of poles: 3, 4
- 60 V operating voltage (Uc) and 4 A operating current
- environmental pollution level 3
- gold-plated contacts
- IP 67/68/69 K (as defined in DIN 40050)
- ambient temperature – 25 °C up to + 90 °C



## The large professional sensor

page 62

### Circular connectors: E-series M12

To be a real sensor expert, you have to keep a couple of key issues in mind. Clearly identifiable gripping surfaces ensure that users can quickly connect the Hirschmann E-series M12 round connectors to proximity switches, light barriers, flow sensors and fieldbus components. These connectors meet all of the requirements for sensors and actuators in automation systems.


- IEC 947-5-2 layout/ M12 x1 threaded locking
- number of poles: 3, 4, 5, 8
- UC 250 V operating voltage (Uc) and 4 A operating current
- environmental pollution level 3
- gold/tin plated contacts
- IP 67/68/69 K (as defined in DIN 40050)
- ambient temperature – 25 °C up to + 90 °C
- M12 push-pull version available



## Bus connectors

Industrial ETHERNET as an uniform standard in all levels of automation – Hirschmann has been working on this idea much before the others. That is why we are today one of the most highly experienced manufacturers in industrial network solutions based on ETHERNET, and as systems suppliers, we not only have M12 ETHERNET connectors in our product range but also an IP 67 switch and M12-RJ 45 control cabinet lead-throughs. And since we have already been thinking much longer

about ETHERNET than most people, we also tend to think much further than others: As 4-pole D-coded ETHERNET components have been uniformly recommended by the important standards organizations in the field, Hirschmann offers a comprehensive installation concept for field ETHERNET components. The Hirschmann **microFX** M12 range features innovative optical transmission technology.



## Transmission made easy

## Connecting cables and junction boxes

Truly versatile connector technology has to offer good variety. Cabling is needed everywhere, and Hirschmann OpenConnector offers a whole range of options. In addition to cable plugs and sockets, Hirschmann can supply M8 junction box solutions with 4, 6, 8 or 10 ports as well as 4 and 8 port M12 junction boxes. You get everything you need from a single source. What can we do for you today?

- IEC 947-5-2 compliant circular connector, M8 Snap-on, M8/M12 with threaded locking
- DIN 43650 compliant rectangular connectors, A, B, C versions and industry standard for B, C
- number of poles: 2, 2 + PE, 3, 4, 5
- 250 V operating voltage (Uc) and 4 A operating current, max. 10 A
- environmental pollution level 3
- gold/tin plated contacts
- IP 67/68/69 K (as defined in DIN 40050)
- ambient temperature –25 °C up to +110 °C (GDM-series) or 90 °C (E-series)
- other variations on request



## The valve professional for pneumatic and hydraulic systems

## Rectangular connectors: GDM-series

The GDM-series rugged rectangular connectors are designed to withstand high loads. The molded versions now offer even greater variety. They are dust-proof and hose-proof, and the tailored versatile industrial connectors are ideal for nearly any application where hydraulic, pneumatic and electro-magnetic actuators have to deliver dependable service.

- global permits from VDE, GL, CSA and UL
- model design A, B and C as per DIN EN 175301-803 and industrial standard for model design B and C
- number of poles: 3, 4 (including PE)
- operating voltage UC 250V and operating current 16 A
- pollution severity 3
- protection type up to IP 67
- ambient temperature –40 °C up to +125 °C



## Rectangular connectors: G-series

Compact versions are a good choice when space is at a premium. Hirschmann's rectangular G-series connectors fit into tight spaces in hydraulic and pneumatic controls and electrical power systems. The versatile G-series is even designed to withstand the harsh conditions in mines and any other confined spaces.

- number of poles: 2, 4, 5, 6, 7 (including PE) with leading earth contact if so desired
- operating voltage up to UC 250 V
- pollution severity 3
- protection type up to IP 65



## Rectangular connectors: ST-series

When the power is always on, you need components that can handle the load. Hirschmann's compact ST-series rectangular connectors are a very good solution for interior and exterior building automation, power distribution, signal transmission and machine manufacturing applications. The ST-series is also suitable for very demanding power distribution applications such as medical equipment and instrumentation.

- global permits from VDE, SEV and UL
- number of poles: 3, 4, 5 and 6 (including PE)
- operating voltage UC 250 V or AC 40 V/DC 25 V and operating current 16 A/10 A
- pollution severity 2/3
- contact surface tin-coated/silver-coated
- protection type up to IP 54
- ambient temperature -30 °C up to +90 °C



## Circular connectors: CA-/CM-series

The general-purpose CA/CM series circular connectors easily handle tough everyday use. Dust, submersion and vibration do not adversely affect the performance of these connectors in hydraulic, pneumatic and special machinery applications. They also meet the need for metal-free housings in the chemical industry.

- operating voltage UC 50 V/250 V or AC 400 and operating current 16 A/10 A
- CM-series plug-compatible with metal plug connectors as per MIL-C-5015 or VG 95342
- pollution severity 3
- contact surface silver-coated
- protection type up to IP 67
- ambient temperature -30 °C up to +90 °C
- CM-series available in sizes 14 S and 20 shell; number of poles: 3 to 17
- CA-series available in 3 pole plus ground and 6 pole plus ground





## Circular connectors: NR-series

The Hirschmann rugged NR series of circular connectors is built to withstand tough operating environments. They operate reliably in extreme conditions, for example in the presence of very heavy vibration. The compact design saves space, and the connectors are suitable for continuous operation in power distribution and control cabling, and they can also be used with shielded cables.

- model design as per DIN 43650, ICE standardization in process
- number of poles: 7 (including PE), 12 (including PE)
- operating voltage UC 250 V, UC 60 V
- pollution severity 3
- contact surface tin-coated/silver-coated
- protection type up to IP 65



## It doesn't get easier than this

## PV connector system: SunCon

Connectors for solar systems (rooftop and solar parks) have to be designed for fast, reliable and uncomplicated installation, and they have to be built to withstand the elements. There should be no need for special tools or complex installation instructions. Hirschmann has developed the SunCon connector system which is the perfect solution for solar applications.

- the new solar power connector system
- fast, uncomplicated installation
- withstands any weather conditions
- excellent transmission line characteristics
- tested to RoHS and IP 68 requirements
- operating voltage 1000 V DC
- rated current 30 A



## The perfect connection advantage

## Accessories

A special advantage in terms of comfort functionality and safety makes your connections solution complete: Accessories from Hirschmann offer you sensible, practical solutions, are perfectly adjusted to the product series in question and eliminate the need for expensive self-made designs. There are therefore several reasons why there is only one optimum

supplement to Hirschmann plug connectors: namely our high-class accessories such as our crimp tool. When contact is to be restored as soon as possible, the job can be done at lightning speed. In this connection, a corrosion-free crimp connection with BO crimping may be made on both devices and machines that have heavy vibrations.



# Content

## A service to you: standard products and more.

In addition to our dependable standard connectors, the modular Hirschmann OpenConnector range can be configured online, and customizable Connectors Unlimited® always provide the most cost-effective solution.

### OpenConnector



[www.configurator.hirschmann.com](http://www.configurator.hirschmann.com)

Page  
**12**  
**14** Circular connectors  
**Overview OpenConnector M8/M12**  
**E-series M8**

**62** E-series M12

---

**142** Bus connectors

---

**160** Connecting cables

---

Rectangular connectors  
**162**  
**164** **Overview OpenConnector GDM**  
**GDM-series**

**276** G-series

**298** ST-series

---

Circular connectors  
**320** CA-/CM-series

**344** NR-series

---

Solar connector system  
**368** SunCon

---

**380** Accessories

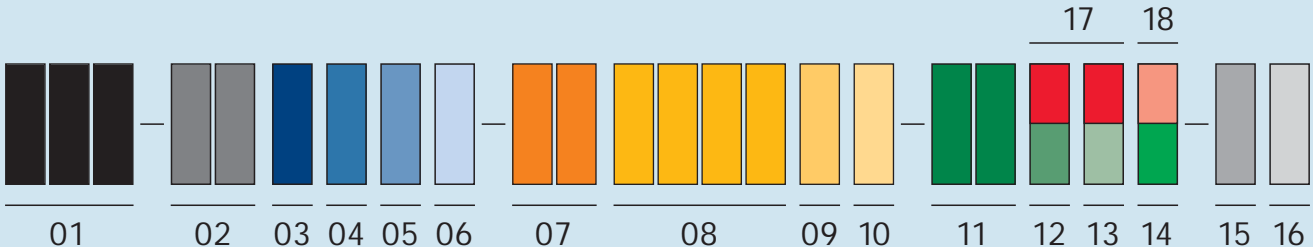


# More variations give you greater choice.

The new cable combination for the M8/M12 series.

Hirschmann offers more flexibility for your sensor cabling applications, and this means that the part number has to reflect a greater variety of features. You can now use the OpenConnector online tool at [www.configurator.hirschmann.com](http://www.configurator.hirschmann.com) to configure your cables.

Of course our familiar standard-length products are still available, and you will find them on the following pages. The following summary is intended to help you take advantage of the greater variety.



01	series
E08	M8-leads Hirschmann
E12	M12-leads Hirschmann
XYZ	customer specific series

02	connector style left side
AA	M12 female straight, PUR without shielding
AB	M12 male straight, PUR without shielding
AC	M12 female angled, PUR without shielding
AD	M12 male angled, PUR without shielding
CA	M8 female straight, PUR without shielding
CB	M8 male straight, PUR without shielding
CC	M8 female angled, PUR without shielding
CD	M8 male angled, PUR without shielding
YY	special type, details necessary

03	number of pins/LED left side
3	3 pole
4	4 pole
5	5 pole
8	8 pole
A	3 pole LED PSA
B	4 pole LED PSF
C	4 pole, PIN 2+4 connected
Y	special type, details necessary

04	mechanical coding both sides
A	standard coding
B	B-coding (reverse-key)
D	D-coding (ETHERNET)
Y	special type, details necessary

05	interlock/material left side
1	screw locking AlZn/Ni, coupling nut
2	screw locking V2A, coupling nut
3	screw locking V4A, hexagonal
4	SNAP
6	screw locking AlZn/Ni, safety clutch
9	special type, details necessary

06	connector housing color left side
A	black
B	orange
X	transparent
Y	special type, details necessary

10	cable text
0	without printing
1	Hirschmann product code
2	specific printing 1 line
3	specific printing 2 lines

11	connector style right side
AA	M12 female straight, PUR without shielding
AB	M12 male straight, PUR without shielding
AC	M12 female angled, PUR without shielding
AD	M12 male angled, PUR without shielding
CA	M8 female straight, PUR without shielding
CB	M8 male straight, PUR without shielding
CC	M8 female angled, PUR without shielding
CD	M8 male angled, PUR without shielding
XA	wire unmachined
XB	wire stripped and tinned
XC	wire stripped, cable sleeve
YY	special type, details necessary

12	number of pins/LED right side
3	3 pole
4	4 pole
5	5 pole
8	8 pole
A	3 pole LED PSA
B	4 pole LED PSF
C	4 pole, PIN 2+4 connected
Y	special type, details necessary

13	interlock/material right side
1	screw locking AlZn/Ni, coupling nut
2	screw locking V2A, coupling nut
3	screw locking V4A, hexagonal
4	SNAP
6	screw locking AlZn/Ni, safety clutch
9	special type, details necessary

14	connector housing color right side
A	black
B	orange
X	transparent
Y	special type, details necessary

16	packaging unit
A	5, collect packaging
B	10, collect packaging
C	25, collect packaging
D	50, collect packaging
E	100, collect packaging
F	5, with single unit packaging
G	10, with single unit packaging
H	25, with single unit packaging
K	50, with single unit packaging
L	100, with single unit packaging
Y	special type, details necessary

17	stripping of cable outer sheath for molded leads
00	0 mm / 0 inch
05	5 mm / 0.2 inch
10	10 mm / 0.4 inch
15	15 mm / 0.6 inch
20	20 mm / 0.8 inch
25	25 mm / 1.0 inch
30	30 mm / 1.2 inch
35	35 mm / 1.4 inch
40	40 mm / 1.6 inch
45	45 mm / 1.8 inch
50	50 mm / 2.0 inch
55	55 mm / 2.2 inch
60	60 mm / 2.4 inch
65	65 mm / 2.6 inch
70	70 mm / 2.8 inch
75	75 mm / 3.0 inch
99	special type, details necessary

18	stripping of wire for molded leads
0	0 mm / 0 inch
1	1 mm / 0.04 inch
2	2 mm / 0.08 inch
3	3 mm / 0.12 inch
4	4 mm / 0.16 inch
5	5 mm / 0.20 inch
6	6 mm / 0.24 inch
7	7 mm / 0.28 inch
8	8 mm / 0.32 inch
9	9 mm / 0.36 inch
A	10 mm / 0.40 inch
Y	special type, details necessary

07 cable material			
PVC cables		PUR cables	
AC	PVC 3x0.34 black (without UL)	DE	PVC 4x0.14 black (with UL)
AD	PVC 4x0.34 black (without UL)	DF	PVC 3x0.25 black (with UL)
AE	PVC 5x0.34 black (without UL)	DG	PVC 4x0.25 black (with UL)
BA	PVC 3x0.34 grey (without UL)	DH	PVC 3x0.75 black (with UL)
BB	PVC 4x0.34 grey (without UL)	DK	PVC 4x0.75 black (with UL)
CA	PVC 3x0.34 orange (without UL)	DL	PVC 5x0.75 black (with UL)
CB	PVC 4x0.34 orange (without UL)	EA	PVC 3x0.34 orange (with UL)
CC	PVC 5x0.34 orange (without UL)	EB	PVC 4x0.34 orange (with UL)
DA	PVC 3x0.34 black (with UL)	EC	PVC 5x0.34 orange (with UL)
DB	PVC 4x0.34 black (with UL)	EF	PVC 3x0.25 orange (with UL)
DC	PVC 5x0.34 black (with UL)	EG	PVC 4x0.25 orange (with UL)
DD	PVC 3x0.14 black (with UL)	YY	special type, details necessary
FA	PUR 3x0.34 black (with UL)	FB	PUR 4x0.34 black (with UL)
FC	PUR 5x0.34 black (with UL)	FH	PUR 3x0.14 black (with UL)
FD	PUR 4x0.14 black (with UL)	FK	PUR 4x0.14 black (with UL)
FE	PUR 3x0.25 black (with UL)	FL	PUR 3x0.25 black (with UL)
FF	PUR 4x0.25 black (with UL)	FM	PUR 4x0.25 black (with UL)
FN	PUR 3x0.75 black (with UL)	FO	PUR 4x0.75 black (with UL)
FP	PUR 5x0.75 black (with UL)	FA	PUR 3x0.34 orange (with UL)
FB	PUR 4x0.34 orange (with UL)	HB	PUR 4x0.34 orange (with UL)
FC	PUR 5x0.34 orange (with UL)	HC	PUR 5x0.34 orange (with UL)
FD	PUR 4x0.14 orange (with UL)	HH	PUR 3x0.14 orange (with UL)
FE	PUR 3x0.25 orange (with UL)	HK	PUR 4x0.14 orange (with UL)
FF	PUR 4x0.25 orange (with UL)	HL	PUR 3x0.25 orange (with UL)
FN	PUR 3x0.75 orange (with UL)	HM	PUR 4x0.25 orange (with UL)
FO	PUR 4x0.75 orange (with UL)	KA	PUR 2x2x0.25 black (with UL)
FP	PUR 5x0.75 orange (with UL)	YY	special type, details necessary
FA	PUR 3x0.34 orange (with UL)	XA	HiPer 3x0.34 orange
FB	PUR 4x0.34 orange (with UL)	XB	HiPer 4x0.34 orange
FC	PUR 5x0.34 orange (with UL)	XC	HiPer 4x0.34 yellow
FD	PUR 4x0.14 orange (with UL)	YY	special type, details necessary

08	cable length
0200...3000	20 cm...30 m
0008...1180	8.0 inch...1180.0 inch

09	system of measurement for length of cable
C	length in cm
I	length in inch

15	packaging
A	Hirschmann
B	neutral
C	N. N.
E	N. N.
Y	special type, details necessary

# Circular connectors: E-series M8.

Success is no big deal: the E-series M8.




From time to time new connectors are introduced which are better suited for the intended purpose than the previous generation and always perform flawlessly even in extreme conditions. The new Hirschmann M8 series sensor connectors are one example. Featuring an innovative design and greater ease of installation, they offer the same outstanding features as the familiar M12 version. Engineering excellence and flexible production enable Hirschmann to offer individual Open-Connector versatility in the M8 class. What else would you expect from the quality leader?

The new M8 sensor connectors featuring a compact, contamination-resistant design offer improved grip at junction boxes, and the expanded cable range adds additional flexibility and variety. There are nine versions with threaded or snap-on locking, various cable grades, UL approval and halogen-free design. The new design and outstanding performance characteristics ensure that you get a reliable connection and fault-free operation in every sensor and actuator application.

*The new E08 series with snap-on or threaded locking and a variety of cable variations gives you even more options.*









*E08 series connectors with an IEC 60947-5-2 compliant layout deliver exactly what the name Hirschmann promises, for example excellent resistance to bending stress in cable carriers or extremely high resistance to vibration.*













# Circular connector M 8.

## Program overview E-series M 8.

Cable socket					
integrally molded lead				self-assembly	
snap locking		screw locking		screw locking	
straight	angled	straight	angled	straight	angled
 <p>without LED 3-pole from page 18 4-pole from page 20</p>	 <p>without LED 3-pole from page 22 4-pole from page 24</p>	 <p>without LED 3-pole from page 28 4-pole from page 30</p>	 <p>without LED 3-pole from page 32 4-pole from page 34</p>	 <p>without LED 3-pole from page 38 4-pole from page 38</p>	 <p>without LED 3-pole from page 39 4-pole from page 39</p>
	 <p>with LED 3-pole from page 26</p>		 <p>with LED 3-pole from page 36</p>		




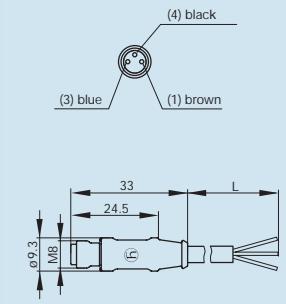



Cable plug					Appl. socket	Appliance connector	
integrally molded lead			self-assembly		front-panel mounting	front-panel mounting	press-in fit/ sensor tube
snap and screw locking	screw locking		screw locking		screw locking	screw locking	snap and screw locking
straight	straight	angled	straight	angled			
 3-pole from page 40 4-pole from page 42	 3-pole from page 44 4-pole from page 46	 3-pole from page 48 4-pole from page 50	 3-pole from page 52 4-pole from page 52	 3-pole from page 53 4-pole from page 53	 3-pole from page 54 4-pole from page 54	 3-pole from page 55 4-pole from page 55	 3-pole from page 56 4-pole from page 57



# CIRCULAR CONNECTORS E-SERIES M8

 with snap locking > Cable socket with integrally molded lead

Type	
E08-CA3A4A-DF0200C1-XA500-AC	
Order No.	934 559-001
	
	Straight cable socket, with integrally molded lead, snap locking, cable length 2 m
<b>Product description</b> <a href="#">Other standard types</a>	cable length 5 m, order no. 934 559-002; cable length 10 m, order no. 934 559-003
Type of contact	female
Number of contacts	3
Cable material	PVC
Cable color	black
Cable length	2 m
Conductor size	0.25 mm <sup>2</sup>
Cable specification	flexible lead
Cable type	LIFYY
Standard	IEC 61076-2-101 (Ed. 1)
Housing Color	black
<b>Description of Wiring</b>	
Circuit	
LED color	
<b>Drawing</b>	
<b>Technical data</b>	
Wire stranding	32 x 0.1
Rated voltage	AC/DC 60 V
Rated current	4 A, notice UL and derating
<b>Material</b>	
Contact material	Cu Sn
Contact surface material	Au
Contact bearer material	PUR
Housing material	PUR
<b>Environmental conditions</b>	
Protection class (IEC 60529)	IP 65, IP 67, IP 68, IP 69K
Pollution severity	3
Temperature range	-25 °C to +90 °C, notice derating
<b>Inflammability class</b>	
Housing	HB
Cable	UL FT1
Contact bearer	HB
<b>Approvals</b>	
UL	UL
<b>Packing unit</b>	
Packaging unit	25 pieces


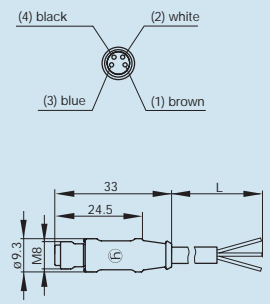
 Cable socket with integrally molded lead > Versions


Type	E08-CA3A4B-EF0200C1-XA500-AC	E08-CA3A4A-FL0200C1-XA500-AC
Order No.	934 559-013	934 559-007
		
	Straight cable socket, with integrally molded lead, snap locking, cable length 2 m	Straight cable socket, with integrally molded lead, snap locking, cable length 2 m
<b>Product description</b>		
Other standard types	cable length 5 m: order no. 934 559-014; cable length 10 m: order no. 934 559-015	cable length 5 m, order no. 934 559-008; cable length 10 m, order no. 934 559-009
Cable material	PVC	PUR
Cable color	orange	black
Cable type	LiFYY	LiF9Y11Y
Housing Color	orange	black

Type	E08-CA3A4B-HL0200C1-XA500-AC
Order No.	934 559-019
	
	Straight cable socket, with integrally molded lead, snap locking, cable length 2 m
<b>Product description</b>	
Other standard types	cable length 5 m: order no. 934 559-020; cable length 10 m: order no. 934 559-021
Cable material	PUR
Cable color	orange
Cable type	LiF9Y11Y
Housing Color	orange

# CIRCULAR CONNECTORS E-SERIES M8

 with snap locking > Cable socket with integrally molded lead

<b>Type</b> E08-CA4A4A-DG0200C1-XA500-AC	
Order No.	934 559-004
	 <p>Straight cable socket, with integrally molded lead, snap locking, cable length 2 m</p>
<b>Product description</b> Other standard types	<p>cable length 5 m, order no. 934 559-005; cable length 10 m, order no. 934 559-006</p> <p>female</p> <p>4</p> <p>PVC</p> <p>black</p> <p>2 m</p> <p>0.25 mm<sup>2</sup></p> <p>flexible lead</p> <p>LIFY</p> <p>IEC 61076-2-101 (Ed. 1)</p> <p>black</p>
Type of contact	
Number of contacts	
Cable material	
Cable color	
Cable length	
Conductor size	
Cable specification	
Cable type	
Standard	
Housing Color	
<b>Description of Wiring</b>	
Circuit	
LED color	
<b>Drawing</b>	
<b>Technical data</b>	
Wire stranding	32 x 0.1
Rated voltage	AC/DC 30 V
Rated current	4 A, notice UL and derating
<b>Material</b>	
Contact material	Cu Sn
Contact surface material	Au
Contact bearer material	PUR
Housing material	PUR
<b>Environmental conditions</b>	
Protection class (IEC 60529)	IP 65, IP 67, IP 68, IP 69K
Pollution severity	3
Temperature range	-25 °C to +90 °C, notice derating
<b>Inflammability class</b>	
Housing	HB
Cable	UL FT1
Contact bearer	HB
<b>Approvals</b>	
UL	UL
<b>Packing unit</b>	
Packaging unit	25 pieces


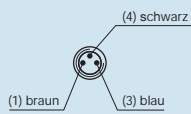
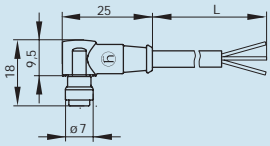
 Cable socket with integrally molded lead > Versions


Type	E08-CA4A4B-EG0200C1-XA500-AC	E08-CA4A4A-FM0200C1-XA500-AC
Order No.	934 559-016	934 559-010
		
	Straight cable socket, with integrally molded lead, snap locking, cable length 2 m	Straight cable socket, with integrally molded lead, snap locking, cable length 2 m
<b>Product description</b>		
Other standard types	cable length 5 m: order no. 934 559-017; cable length 10 m: order no. 934 559-018	cable length 5 m, order no. 934 559-011; cable length 10 m, order no. 934 559-012
Cable material	PVC	PUR
Cable color	orange	black
Cable type	LiFYY	LiF9Y11Y
Housing Color	orange	black

Type	E08-CA4A4B-HM0200C1-XA500-AC
Order No.	934 559-022
	
	Straight cable socket, with integrally molded lead, snap locking, cable length 2 m
<b>Product description</b>	
Other standard types	cable length 5 m: order no. 934 559-023; cable length 10 m: order no. 934 559-024
Cable material	PUR
Cable color	orange
Cable type	LiF9Y11Y
Housing Color	orange

# CIRCULAR CONNECTORS E-SERIES M8

 with snap locking > Cable socket with integrally molded lead

<b>Type</b> E08-CC3A4A-DF0200C1-XA500-AC	
Order No.	934 560-001
	 <p>Angled cable socket, with integrally molded lead, snap locking, cable length 2 m</p>
<b>Product description</b> Other standard types	cable length 5 m, order no. 934 560-002; cable length 10 m, order no. 934 560-003
Type of contact	female
Number of contacts	3
Cable material	PVC
Cable color	black
Cable length	2 m
Conductor size	0.25 mm <sup>2</sup>
Cable specification	flexible lead
Cable type	LIFYY
Standard	IEC 61076-2-101 (Ed. 1)
Housing Color	black
<b>Description of Wiring</b>	
Circuit	
LED color	
<b>Drawing</b>	 
<b>Technical data</b>	
Wire stranding	32 x 0.1
Rated voltage	AC/DC 60 V
Rated current	4 A, notice UL and derating
<b>Material</b>	
Contact material	Cu Sn
Contact surface material	Au
Contact bearer material	PUR
Housing material	PUR
<b>Environmental conditions</b>	
Protection class (IEC 60529)	IP 65, IP 67, IP 68, IP 69K
Pollution severity	3
Temperature range	-25 °C to +90 °C, notice derating
<b>Inflammability class</b>	
Housing	HB
Cable	UL FT1
Contact bearer	HB
<b>Approvals</b>	
UL	UL
<b>Packing unit</b>	
Packaging unit	25 pieces


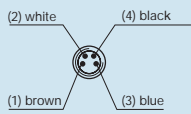
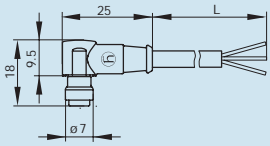
 Cable socket with integrally molded lead > Versions

Type	E08-CC3A4B-EF0200C1-XA500-AC	E08-CC3A4A-FL0200C1-XA500-AC
Order No.	934 560-020	934 560-010
		
	Angled cable socket, with integrally molded lead, snap locking, cable length 2 m	Angled cable socket, with integrally molded lead, snap locking, cable length 2 m
<b>Product description</b>		
Other standard types	cable length 5 m: order no. 934 560-021; cable length 10 m: order no. 934 560-022	cable length 5 m, order no. 934 560-012; cable length 10 m, order no. 934 559-013
Cable material	PVC	PUR
Cable color	orange	black
Cable type	LiFYF	LiF9Y11Y
Housing Color	orange	black


Type	E08-CC3A4B-HL0200C1-XA500-AC
Order No.	934 560-029
	
	Angled cable socket, with integrally molded lead, snap locking, cable length 2 m
<b>Product description</b>	
Other standard types	cable length 5 m: order no. 934 560-030; cable length 10 m: order no. 934 560-031
Cable material	PUR
Cable color	orange
Cable type	LiF9Y11Y
Housing Color	orange

# CIRCULAR CONNECTORS E-SERIES M8

 with snap locking > Cable socket with integrally molded lead

Type		E08-CC4A4A-DG0200C1-XA500-AC
Order No.	934 560-007	
		
		Angled cable socket, with integrally molded lead, snap locking, cable length 2 m
<b>Product description</b> <a href="#">Other standard types</a>	cable length 5 m, order no. 934 560-008; cable length 10 m, order no. 934 560-009	
<a href="#">Type of contact</a> <a href="#">Number of contacts</a> <a href="#">Cable material</a> <a href="#">Cable color</a> <a href="#">Cable length</a> <a href="#">Conductor size</a> <a href="#">Cable specification</a> <a href="#">Cable type</a> <a href="#">Standard</a> <a href="#">Housing Color</a>	female 4 PVC black 2 m 0.25 mm <sup>2</sup> flexible lead LIFY IEC 61076-2-101 (Ed. 1) black	
<b>Description of Wiring</b> Circuit LED color		
<b>Drawing</b>	 	
<b>Technical data</b> Wire stranding Rated voltage Rated current	32 x 0.1 AC/DC 30 V 4 A, notice UL and derating	
<b>Material</b> Contact material Contact surface material Contact bearer material Housing material	Cu Sn Au PUR PUR	
<b>Environmental conditions</b> Protection class (IEC 60529) Pollution severity Temperature range	IP 65, IP 67, IP 68, IP 69K 3 -25 °C to +90 °C, notice derating	
<b>Inflammability class</b> Housing Cable Contact bearer	HB UL FT1 HB	
<b>Approvals</b> UL	UL	
<b>Packing unit</b> Packaging unit	25 pieces	




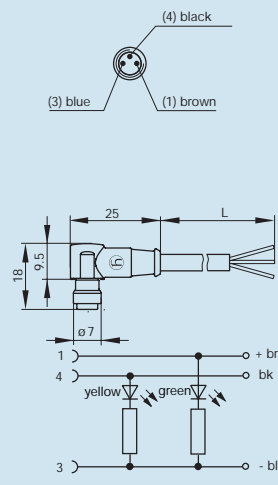
 Cable socket with integrally molded lead > Versions


Type	E08-CC4A4B-EG0200C1-XA500-AC	E08-CC4A4A-FM0200C1-XA500-AC
Order No.	934 560-026	934 560-017
		
	Angled cable socket, with integrally molded lead, snap locking, cable length 2 m	Angled cable socket, with integrally molded lead, snap locking, cable length 2 m
<b>Product description</b>		
Other standard types	cable length 5 m: order no. 934 560-027; cable length 10 m: order no. 934 560-028	cable length 5 m, order no. 934 560-018; cable length 10 m, order no. 934 560-019
Cable material	PVC	PUR
Cable color	orange	black
Cable type	LiFYF	LiFY11Y
Housing Color	orange	black



Type	E08-CC4A4B-HM0200C1-XA500-AC
Order No.	934 560-035
	
	Angled cable socket, with integrally molded lead, snap locking, cable length 2 m
<b>Product description</b>	
Other standard types	cable length 5 m: order no. 934 560-036; cable length 10 m: order no. 934 560-037
Cable material	PUR
Cable color	orange
Cable type	LiFY11Y
Housing Color	orange


# CIRCULAR CONNECTORS E-SERIES M8

 with snap locking > Cable socket with integrally molded lead

Type	
Order No.	E08-CCAA4X-DF0200C1-XA500-AC 934 560-004
	
	Angled cable socket, with integrally molded lead, snap locking, LED display, cable length 2 m
<b>Product description</b> Other standard types	cable length 5 m, order no. 934 560-005; cable length 10 m, order no. 934 560-006
Type of contact	female
Number of contacts	3
Cable material	PVC
Cable color	black
Cable length	2 m
Conductor size	0.25 mm <sup>2</sup>
Cable specification	flexible lead
Cable type	LIFYY
Standard	IEC 61076-2-101 (Ed. 1)
Housing Color	transparent
<b>Description of Wiring</b>	
Circuit	PNP/normally open
LED color	LED green = power, LED yellow = switch state,
<b>Drawing</b>	
<b>Technical data</b>	
Wire stranding	32 x 0.1
Rated voltage	DC 10 V to 30 V
Rated current	4 A, notice UL and derating
<b>Material</b>	
Contact material	Cu Sn
Contact surface material	Au
Contact bearer material	PA
Housing material	PUR
<b>Environmental conditions</b>	
Protection class (IEC 60529)	IP 65, IP 67, IP 68, IP 69K
Pollution severity	3
Temperature range	-25 °C to +90 °C, notice derating
<b>Inflammability class</b>	
Housing	HB
Cable	UL FT1
Contact bearer	HB
<b>Approvals</b>	
UL	UL
<b>Packing unit</b>	
Packaging unit	25 pieces


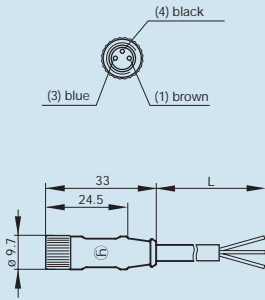
 Cable socket with integrally molded lead > Versions


Type	E08-CCAA4X-EF0200C1-XA500-AC	E08-CCAA4X-FL0200C1-XA500-AC
Order No.	934 560-023	934 560-014
		
	Angled cable socket, with integrally molded lead, snap locking, LED display, cable length 2 m	Angled cable socket, with integrally molded lead, snap locking, LED display, cable length 2 m
<b>Product description</b> Other standard types	cable length 5 m: order no. 934 560-024; cable length 10 m: order no. 934 560-025	cable length 5 m, order no. 934 560-015; cable length 10 m, order no. 934 560-016
Cable material	PVC	PUR
Cable color	orange	black
Cable type	LiFYF	LiF9Y11Y
<b>Description of Wiring</b> LED color	LED green = power, LED yellow = switch state,	LED green = power, LED yellow = switch state

Type	E08-CCAA4X-HL0200C1-XA500-AC
Order No.	934 560-032
	
	Angled cable socket, with integrally molded lead, snap locking, LED display, cable length 2 m
<b>Product description</b> Other standard types	cable length 5 m: order no. 934 560-033
Cable material	PUR
Cable color	orange
Cable type	LiF9Y11Y
<b>Description of Wiring</b> LED color	LED green = power, LED yellow = switch state

# CIRCULAR CONNECTORS E-SERIES M8

 with screw locking > Cable socket with integrally molded lead

<b>Type</b> E08-CA3A1A-DF0200C1-XA500-AC	
Order No.	934 555-001
	 <p>Straight cable socket, with integrally molded lead, self-securing lock nut, cable length 2 m</p>
<b>Product description</b> Other standard types	<p>cable length 5 m, order no. 934 555-002; cable length 10 m, order no. 934 555-003</p>
Type of contact	female
Number of contacts	3
Cable material	PVC
Cable color	black
Cable length	2 m
Conductor size	0.25 mm <sup>2</sup>
Cable specification	flexible lead
Cable type	LIFYY
Standard	IEC 61076-2-101 (Ed. 1)
Housing Color	black
<b>Description of Wiring</b>	
Circuit	
LED color	
<b>Drawing</b>	
<b>Technical data</b>	
Wire stranding	32 x 0.1
Rated voltage	AC/DC 60 V
Rated current	4 A, notice UL and derating
<b>Material</b>	
Contact material	Cu Sn
Contact surface material	Au
Contact bearer material	PA
Housing material	PUR
Coupling nut material	Zn Al/Ni
O-Ring	Viton
<b>Environmental conditions</b>	
Protection class (IEC 60529)	IP 65, IP 67, IP 68, IP 69K
Pollution severity	3
Temperature range	-25 °C to +90 °C, notice derating
<b>Inflammability class</b>	
Housing	HB
Cable	UL FT1
Contact bearer	V0
<b>Approvals</b>	
UL	UL
<b>Packing unit</b>	
Packaging unit	25 pieces


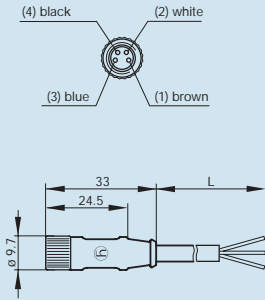
 Cable socket with integrally molded lead > Versions


Type	E08-CA3A1B-EF0200C1-XA500-AC	E08-CA3A1A-FL0200C1-XA500-AC
Order No.	934 555-013	934 555-007
		
	Straight cable socket, with integrally molded lead, self-securing lock nut, cable length 2 m	Straight cable socket, with integrally molded lead, self-securing lock nut, cable length 2 m
<b>Product description</b>		
Other standard types	cable length 5 m: order no. 934 555-014; cable length 10 m: order no. 934 555-015	cable length 5 m, order no. 9934 555-008; cable length 10 m, order no. 9934 555-009
Cable material	PVC	PUR
Cable color	orange	black
Cable type	LiFY	LiFY11Y
Housing Color	orange	black

Type	E08-CA3A1B-HL0200C1-XA500-AC
Order No.	934 555-019
	
	Straight cable socket, with integrally molded lead, self-securing lock nut, cable length 2 m
<b>Product description</b>	
Other standard types	cable length 5 m: order no. 934 555-020; cable length 10 m: order no. 934 555-021
Cable material	PUR
Cable color	orange
Cable type	LiFY11Y
Housing Color	orange

# CIRCULAR CONNECTORS E-SERIES M8

 with screw locking > Cable socket with integrally molded lead

<b>Type</b> <b>E08-CA4A1A-DG0200C1-XA500-AC</b>	
Order No.	934 555-004
	 <p>Straight cable socket, with integrally molded lead, self-securing lock nut, cable length 2 m</p>
<b>Product description</b> <a href="#">Other standard types</a>	<p>cable length 5 m, order no. 934 555-005; cable length 10 m, order no. 934 555-006</p> <p>female</p> <p>4</p> <p>PVC</p> <p>black</p> <p>2 m</p> <p>0.25 mm<sup>2</sup></p> <p>flexible lead</p> <p>LIFY</p> <p>IEC 61076-2-101 (Ed. 1)</p> <p>black</p>
<b>Description of Wiring</b> Circuit LED color	
<b>Drawing</b>	
<b>Technical data</b> Wire stranding Rated voltage Rated current	<p>32 x 0.1</p> <p>AC/DC 60 V</p> <p>4 A, notice UL and derating</p>
<b>Material</b> Contact material Contact surface material Contact bearer material Housing material Coupling nut material O-Ring	<p>Cu Sn</p> <p>Au</p> <p>PA</p> <p>PUR</p> <p>Zn Al/Ni</p> <p>Viton</p>
<b>Environmental conditions</b> Protection class (IEC 60529) Pollution severity Temperature range	<p>IP 65, IP 67, IP 68, IP 69K</p> <p>3</p> <p>-25 °C to +90 °C, notice derating</p>
<b>Inflammability class</b> Housing Cable Contact bearer	<p>HB</p> <p>UL FT1</p> <p>V0</p>
<b>Approvals</b> UL	<p>UL</p>
<b>Packing unit</b> Packaging unit	<p>25 pieces</p>


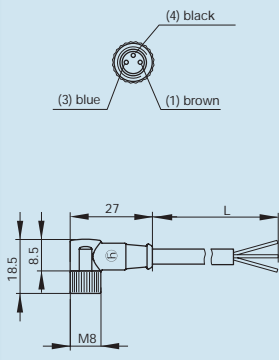
 Cable socket with integrally molded lead > Versions

Type	E08-CA4A1B-EG0200C1-XA500-AC	E08-CA4A1A-FM0200C1-XA500-AC
Order No.	934 555-016	934 555-010
		
	Straight cable socket, with integrally molded lead, self-securing lock nut, cable length 2 m	Straight cable socket, with integrally molded lead, self-securing lock nut, cable length 2 m
<b>Product description</b>		
Other standard types	cable length 5 m: order no. 934 555-017; cable length 10 m: order no. 934 555-018	cable length 5 m, order no. 934 555-011; cable length 10 m, order no. 934 555-012
Cable material	PVC	PUR
Cable color	orange	black
Cable type	LiFYF	LiFY11Y
Housing Color	orange	black


Type	E08-CA4A1B-HM0200C1-XA500-AC
Order No.	934 555-022
	
	Straight cable socket, with integrally molded lead, self-securing lock nut, cable length 2 m
<b>Product description</b>	
Other standard types	cable length 5 m: order no. 934 555-023; cable length 10 m: order no. 934 555-024
Cable material	PUR
Cable color	orange
Cable type	LiFY11Y
Housing Color	orange

# CIRCULAR CONNECTORS E-SERIES M8

 with screw locking > Cable socket with integrally molded lead

Type	
E08-CC3A1A-DF0200C1-XA500-AC	
Order No.	934 556-001
	
	Angled cable socket, with integrally molded lead, selfsecuring lock nut, cable length 2 m
<b>Product description</b> <a href="#">Other standard types</a>	cable length 5 m, order no. 934 556-002; cable length 10 m, order no. 934 556-003
Type of contact	female
Number of contacts	3
Cable material	PVC
Cable color	black
Cable length	2 m
Conductor size	0.25 mm <sup>2</sup>
Cable specification	flexible lead
Cable type	LIFYY
Standard	IEC 61076-2-101 (Ed. 1)
Housing Color	black
<b>Description of Wiring</b>	
Circuit	
LED color	
<b>Drawing</b>	
<b>Technical data</b>	
Wire stranding	32 x 0.1
Rated voltage	AC/DC 60 V
Rated current	4 A, notice UL and derating
<b>Material</b>	
Contact material	Cu Sn
Contact surface material	Au
Contact bearer material	PA
Housing material	PUR
Coupling nut material	Zn AL/Ni
O-Ring	Viton
<b>Environmental conditions</b>	
Protection class (IEC 60529)	IP 65, IP 67, IP 68, IP 69K
Pollution severity	3
Temperature range	-25 °C to +90 °C, notice derating
<b>Inflammability class</b>	
Housing	HB
Cable	UL FT1
Contact bearer	V0
<b>Approvals</b>	
UL	UL
<b>Packing unit</b>	
Packaging unit	25 pieces




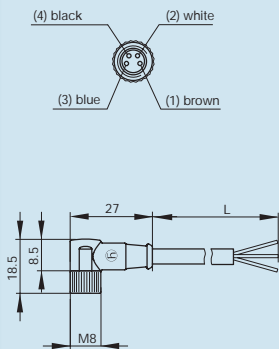
 Cable socket with integrally molded lead > Versions

Type	E08-CC3A1B-EF0200C1-XA500-AC	E08-CC3A1A-FL0200C1-XA500-AC
Order No.	934 556-019	934 556-010
		
	Angled cable socket, with integrally molded lead, selfsecuring lock nut, cable length 2 m	Angled cable socket, with integrally molded lead, selfsecuring lock nut, cable length 2 m
<b>Product description</b>		
Other standard types	cable length 5 m: order no. 934 556-020; cable length 10 m: order no. 934 556-021	cable length 5 m, order no. 934 556-011; cable length 10 m, order no. 934 556-012
Cable material	PVC	PUR
Cable color	orange	black
Cable type	LiFY	LiFY11Y
Housing Color	orange	black
<b>Material</b>		
Coupling nut material	Zn Al/Ni	Zn Al/Ni

Type	E08-CC3A1B-HL0200C1-XA500-AC
Order No.	934 556-028
	
	Angled cable socket, with integrally molded lead, selfsecuring lock nut, cable length 2 m
<b>Product description</b>	
Other standard types	cable length 5 m: order no. 934 556-029; cable length 10 m: order no. 934 556-030
Cable material	PUR
Cable color	orange
Cable type	LiFY11Y
Housing Color	orange
<b>Material</b>	
Coupling nut material	Zn Al/Ni

# CIRCULAR CONNECTORS E-SERIES M8

 with screw locking > Cable socket with integrally molded lead

<b>Type</b> E08-CC4A1A-DG0200C1-XA500-AC	
Order No.	934 556-007
	 <p>Angled cable socket, with integrally molded lead, selfsecuring lock nut, cable length 2 m</p>
<b>Product description</b> Other standard types	<p>cable length 5 m, order no. 934 556-008; cable length 10 m, order no. 934 556-009</p>
Type of contact	female
Number of contacts	4
Cable material	PVC
Cable color	black
Cable length	2 m
Conductor size	0.25 mm <sup>2</sup>
Cable specification	flexible lead
Cable type	LIFY
Standard	IEC 61076-2-101 (Ed. 1)
Housing Color	black
<b>Description of Wiring</b>	
Circuit	
LED color	
<b>Drawing</b>	
<b>Technical data</b>	
Wire stranding	32 x 0.1
Rated voltage	AC/DC 60 V
Rated current	4 A, notice UL and derating
<b>Material</b>	
Contact material	Cu Sn
Contact surface material	Au
Contact bearer material	PA
Housing material	PUR
Coupling nut material	Zn Al/Ni
O-Ring	Viton
<b>Environmental conditions</b>	
Protection class (IEC 60529)	IP 65, IP 67, IP 68, IP 69K
Pollution severity	3
Temperature range	-25 °C to +90 °C, notice derating
<b>Inflammability class</b>	
Housing	HB
Cable	UL FT1
Contact bearer	V0
<b>Approvals</b>	
UL	UL
<b>Packing unit</b>	
Packaging unit	25 pieces


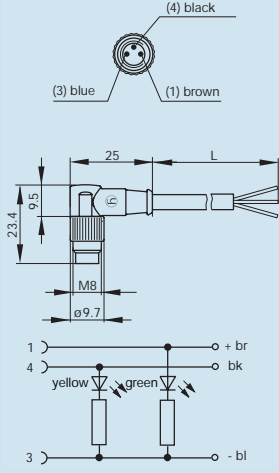
**Cable socket with integrally molded lead > Versions**

Type	E08-CC4A1B-EG0200C1-XA500-AC	E08-CC4A1A-FM0200C1-XA500-AC
Order No.	934 556-025	934 556-016
	 <p>Angled cable socket, with integrally molded lead, selfsecuring lock nut, cable length 2 m</p>	 <p>Angled cable socket, with integrally molded lead, selfsecuring lock nut, cable length 2 m</p>
<b>Product description</b>		
Other standard types	cable length 5 m: order no. 934 556-026 cable length 10 m: order no. 934 556-027	cable length 5 m, order no. 934 556-017; cable length 10 m, order no. 934 556-018
Cable material	PVC	PUR
Cable color	orange	black
Cable type	LiFY	LiFY11Y
Housing Color	orange	black


Type	E08-CC4A1B-HM0200C1-XA500-AC
Order No.	934 556-034
	 <p>Angled cable socket, with integrally molded lead, selfsecuring lock nut, cable length 2 m</p>
<b>Product description</b>	
Other standard types	cable length 5 m: order no. 934 556-035 cable length 10 m: order no. 934 556-036
Cable material	PUR
Cable color	orange
Cable type	LiFY11Y
Housing Color	orange

# CIRCULAR CONNECTORS E-SERIES M8

 with screw locking > Cable socket with integrally molded lead

Type		E08-CCAA1X-DF0200C1-XA500-AC
Order No.	934 556-004	
		
<b>Product description</b> Other standard types  Type of contact Number of contacts Cable material Cable color Cable length Conductor size Cable specification Cable type Standard Housing Color		Angled cable socket, with integrally molded lead, selfsecuring screw locking, LED display, cable length 2 m  cable length 5 m, order no. 934 556-005; cable length 10 m, order no. 934 556-006 female 3 PVC black 2 m 0.25 mm <sup>2</sup> flexible lead LiFYY IEC 61076-2-101 (Ed. 1) transparent
<b>Description of Wiring</b> Circuit LED color		PNP/normally open LED green = power, LED yellow = switch state,
<b>Drawing</b>		 <p>The drawing includes a top view showing 4 contacts: (4) black, (3) blue, and (1) brown. The side view shows dimensions: 25 mm for the main body length, L for the cable length, 9.5 mm for the contact height, 23.4 mm for the total height, M8 for the thread, and ø9.7 for the diameter. The wiring diagram shows terminal 1 (+ br) connected to the green LED, terminal 4 (bk) connected to the yellow LED, and terminal 3 (- bl) as the common ground.</p>
<b>Technical data</b> Wire stranding Rated voltage Rated current		32 x 0.1 DC 10 V to 30 V 4 A, notice UL and derating
<b>Material</b> Contact material Contact surface material Contact bearer material Housing material Coupling nut material O-Ring		Cu Sn Au PA PUR Zn Al/Ni Viton
<b>Environmental conditions</b> Protection class (IEC 60529) Pollution severity Temperature range		IP 65, IP 67, IP 68, IP 69K 3 -25 °C to +90 °C, notice derating
<b>Inflammability class</b> Housing Cable Contact bearer		HB UL FT1 V0
<b>Approvals</b> UL		UL
<b>Packing unit</b> Packaging unit		25 pieces



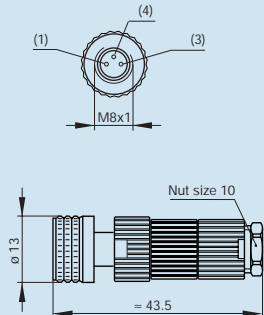
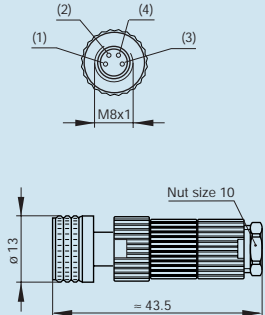
## Cable socket with integrally molded lead > Versions

Type	E08-CCAA1X-EF0200C1-XA500-AC	E08-CCAA1X-FL0200C1-XA500-AC
Order No.	934 556-022	934 556-013
		
	Angled cable socket, with integrally molded lead, selfsecuring screw locking, LED display, cable length 2 m	Angled cable socket, with integrally molded lead, selfsecuring screw locking, LED display, cable length 2 m
<b>Product description</b>		
Other standard types	cable length 5 m: order no. 934 556-023	cable length 5 m: order no. 934 556-014
Cable material	PVC	PUR
Cable color	orange	black
Cable specification	flexible lead	high flexible lead
Cable type	LiFYF	LiY11Y
Standard	IEC 61076-2-101 (Ed. 1)	IEC 61076-2-101 (Ed. 1)/ IEC 60947-5-2
<b>Description of Wiring</b>		
LED color	LED green = power, LED yellow = switch state	LED green = power, LED yellow = switch state,
<b>Technical data</b>		
Rated current	4 A, notice UL and derating	3 A
<b>Material</b>		
Contact material	Cu Sn	Cu Sn 6
<b>Environmental conditions</b>		
Protection class (IEC 60529)	IP 65, IP 67, IP 68, IP 69K	IP 68
Temperature range	-25 °C to +90 °C, notice derating	-25 °C to +90 °C
<b>Inflammability class</b>		
Housing	HB	94 V-2
Cable	UL FT1	VDE 0472 part 804
Contact bearer	V0	94 V-2
<b>Packing unit</b>		
Packaging unit	25 pieces	50 pieces

Type	E08-CCAA1X-HL0200C1-XA500-AC
Order No.	934 556-031
	
	Angled cable socket, with integrally molded lead, selfsecuring screw locking, LED display
<b>Product description</b>	
Other standard types	cable length 5 m: order no. 934 556-032
Cable material	PUR
Cable color	orange
Cable specification	high flexible lead
Cable type	LiY11Y
Standard	IEC 61076-2-101 (Ed. 1)/ IEC 60947-5-2
<b>Description of Wiring</b>	
LED color	LED green = power, LED yellow = switch state,
<b>Technical data</b>	
Rated current	3 A
<b>Material</b>	
Contact material	Cu Sn 6
<b>Environmental conditions</b>	
Protection class (IEC 60529)	IP 68
Temperature range	-25 °C to +90 °C
<b>Inflammability class</b>	
Housing	94 V-2
Cable	VDE 0472 part 804
Contact bearer	94 V-2
<b>Packing unit</b>	
Packaging unit	50 pieces

# CIRCULAR CONNECTORS E-SERIES M8

with screw locking > MiniQuick, fast connection, cable socket self-assembled

Type	ELKA 3008 V	ELKA 4008 V
Order No.	933 366-100	933 367-100
		
	Straight cable socket, unassembled, strain relief by means of clamping cage	Straight cable socket, unassembled, strain relief by means of clamping cage
<b>Product description</b>		
Type of contact	female	female
Number of contacts	3	4
Cable gland	M 9.5 x 1	M 9.5 x 1
Standard	IEC 61076-2-101 (Ed. 1)/ IEC 60947-5-2	IEC 61076-2-101 (Ed. 1)/ IEC 60947-5-2
Housing Color	black	black
<b>Drawing</b>		
<b>Technical data</b>		
Rated voltage	AC/DC 60 V	AC/DC 30 V
Rated current	3 A (2 A at 0.14 mm <sup>2</sup> )	3 A (2 A at 0.14 mm <sup>2</sup> )
Type of termination	pin penetration	pin penetration
Suitable cables	diameter 4 mm to 5 mm / 0.14 mm <sup>2</sup> to 0.34 mm <sup>2</sup>	diameter 4 mm to 5 mm / 0.14 mm <sup>2</sup> to 0.34 mm <sup>2</sup>
Core insulation of connecting leads	PVC, PETP, diameter 1.0 mm to 1.55 mm	PVC, PETP, diameter 1.0 mm to 1.55 mm
<b>Material</b>		
Contact material	Cu Sn	Cu Sn
Contact surface material	Au	Au
Contact bearer material	PA	PA
Housing material	PA	PA
Coupling nut material	Zn Al/Ni	Zn Al/Ni
O-Ring	Viton / NBR	Viton / NBR
<b>Environmental conditions</b>		
Protection class (IEC 60529)	IP 67	IP 67
Pollution severity	3	3
Temperature range	-25 °C to +70 °C	-25 °C to +70 °C
<b>Inflammability class</b>		
Housing	94 V-2	94 V-2
Contact bearer	94 V-2	94 V-2
<b>Packing unit</b>		
Packaging unit	100 pieces	100 pieces

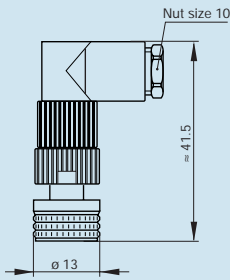
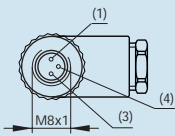
## ELWIKA 3008 V

933 368-100



Angled cable socket, unassembled,  
strain relief by means of clamping cage

female  
3  
M 9.5 x 1  
IEC 61076-2-101 (Ed. 1)/ IEC 60947-5-2  
black



AC/DC 60 V  
3 A (2 A at 0.14 mm<sup>2</sup>)  
pin penetration  
diameter 4 mm to 5 mm /  
0.14 mm<sup>2</sup> to 0.34 mm<sup>2</sup>  
PVC, PETP,  
diameter 1.0 mm to 1.55 mm

Cu Sn  
Au  
PA  
PA  
Zn Al/Ni  
Viton / NBR

IP 67  
3  
-25 °C to +70 °C

94 V-2  
94 V-2

100 pieces

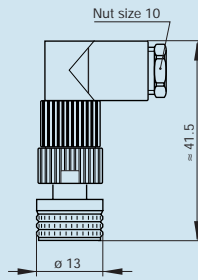
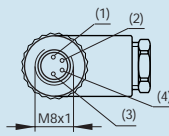
## ELWIKA 4008 V

933 369-100



Angled cable socket, unassembled,  
strain relief by means of clamping cage

female  
4  
M 9.5 x 1  
IEC 61076-2-101 (Ed. 1)/ IEC 60947-5-2  
black



AC/DC 30 V  
3 A (2 A at 0.14 mm<sup>2</sup>)  
pin penetration  
diameter 4 mm to 5 mm /  
0.14 mm<sup>2</sup> to 0.34 mm<sup>2</sup>  
PVC, PETP,  
diameter 1.0 mm to 1.55 mm

Cu Sn  
Au  
PA  
PA  
Zn Al/Ni  
Viton / NBR


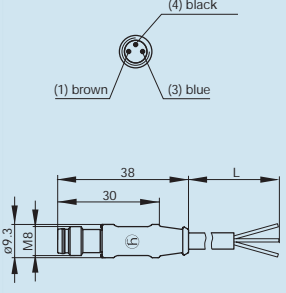
IP 67  
3  
-25 °C to +70 °C

94 V-2  
94 V-2

100 pieces

# CIRCULAR CONNECTORS E-SERIES M8

 with snap locking > Cable plug with integrally molded lead

Type		E08-CB3A4A-DF0200C1-XA500-AC
Order No.	934 561-001	
		
<b>Product description</b> <a href="#">Other standard types</a>		Straight cable plug, with integrally molded lead, snap locking, cable length 2 m  cable length 5 m, order no. 934 561-002; cable length 10 m, order no. 934 561-003
<a href="#">Type of contact</a>	male	
<a href="#">Number of contacts</a>	3	
<a href="#">Cable material</a>	PVC	
<a href="#">Cable color</a>	black	
<a href="#">Cable length</a>	2 m	
<a href="#">Conductor size</a>	0.25 mm <sup>2</sup>	
<a href="#">Cable specification</a>	flexible lead	
<a href="#">Cable type</a>	LIFY	
<a href="#">Standard</a>	IEC 61076-2-101 (Ed. 1)	
<a href="#">Housing Color</a>	black	
<b>Technical data</b>		
<a href="#">Pin dimensions</a>	1 mm	
<a href="#">Wire stranding</a>	32 x 0.1	
<a href="#">Rated voltage</a>	AC/DC 60 V	
<a href="#">Rated current</a>	4 A, notice UL and derating	
<b>Drawing</b>		
<b>Material</b>		
<a href="#">Contact material</a>	Cu Sn	
<a href="#">Contact surface material</a>	Au	
<a href="#">Contact bearer material</a>	PA	
<a href="#">Housing material</a>	PUR	
<b>Environmental conditions</b>		
<a href="#">Protection class (IEC 60529)</a>	IP 65, IP 67, IP 68, IP 69K	
<a href="#">Pollution severity</a>	3	
<a href="#">Temperature range</a>	-25 °C bis +90 °C, notice derating	
<b>Inflammability class</b>		
<a href="#">Housing</a>	HB	
<a href="#">Cable</a>	UL FT1	
<a href="#">Contact bearer</a>	V0	
<b>Approvals</b>		
<a href="#">UL</a>	UL	
<b>Packing unit</b>		
<a href="#">Packaging unit</a>	25 pieces	




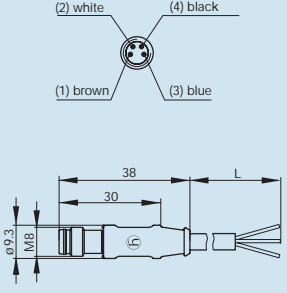
**Cable plug with integrally molded lead > Versions**


Type	E08-CB3A4B-EF0200C1-XA500-AC	E08-CB3A4A-FL0200C1-XA500-AC
Order No.	934 561-014	934 561-007
	 <p>Straight cable plug, with integrally molded lead, snap locking, cable length 2 m</p>	 <p>Straight cable plug, with integrally molded lead, snap locking, cable length 2 m</p>
<b>Product description</b>		
Other standard types	cable length 5 m: order no. 934 561-015; cable length 10 m: order no. 934 561-016	cable length 5 m, order no. 934 561-008; cable length 10 m, order no. 934 561-009
Cable material	PVC	PUR
Cable color	orange	black
Cable type	LiFYF	LiFY11Y
Housing Color	orange	black

Type	E08-CB3A4B-HL0200C1-XA500-AC
Order No.	934 561-020
	 <p>Straight cable plug, with integrally molded lead, snap locking, cable length 2 m</p>
<b>Product description</b>	
Other standard types	cable length 5 m: order no. 934 561-021; cable length 10 m: order no. 934 561-022
Cable material	PUR
Cable color	orange
Cable type	LiFY11Y
Housing Color	orange

# CIRCULAR CONNECTORS E-SERIES M8

 with snap locking > Cable plug with integrally molded lead

Type		E08-CB4A4A-DG0200C1-XA500-AC
Order No.	934 561-004	
		
<b>Product description</b> Other standard types		cable length 5 m, order no. 934 561-005; cable length 10 m, order no. 934 561-006 male 4 PVC black 2 m 0.25 mm <sup>2</sup> flexible lead LiFYY IEC 61076-2-101 (Ed. 1) black
<b>Technical data</b>		
Pin dimensions	1 mm	
Wire stranding	32 x 0.1	
Rated voltage	AC/DC 60 V	
Rated current	4 A, notice UL and derating	
<b>Drawing</b>		
<b>Material</b>		
Contact material	Cu Sn	
Contact surface material	Au	
Contact bearer material	PA	
Housing material	PUR	
<b>Environmental conditions</b>		
Protection class (IEC 60529)	IP 65, IP 67, IP 68, IP 69K	
Pollution severity	3	
Temperature range	-25 °C bis +90 °C, notice derating	
<b>Inflammability class</b>		
Housing	HB	
Cable	UL FT1	
Contact bearer	V0	
<b>Approvals</b>		
UL	UL	
<b>Packing unit</b>		
Packaging unit	25 pieces	


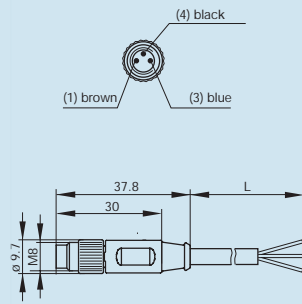
 Cable plug with integrally molded lead > Versions

Type	E08-CB4A4B-EG0200C1-XA500-AC	E08-CB4A4A-FM0200C1-XA500-AC
Order No.	934 561-017	934 561-010
		
	Straight cable plug, with integrally molded lead, snap locking, cable length 2 m	Straight cable plug, with integrally molded lead, snap locking, cable length 2 m
<b>Product description</b>		
Other standard types	cable length 5 m: order no. 934 561-018; cable length 10 m: order no. 934 561-019	cable length 5 m, order no. 934 561-012; cable length 10 m, order no. 934 561-013
Cable material	PVC	PUR
Cable color	orange	black
Cable type	LiFYF	LiFY11Y
Housing Color	orange	black

Type	E08-CB4A4B-HM0200C1-XA500-AC
Order No.	934 561-023
	
	Straight cable plug, with integrally molded lead, snap locking, cable length 2 m
<b>Product description</b>	
Other standard types	cable length 5 m: order no. 934 561-024; cable length 10 m: order no. 934 561-025
Cable material	PUR
Cable color	orange
Cable type	LiFY11Y
Housing Color	orange

# CIRCULAR CONNECTORS E-SERIES M8

 with screw locking > Cable plug with integrally molded lead

<b>Type</b>	<b>E08-CB3A1A-DF0200C1-XA500-AC</b>
Order No.	934 557-001
	 <p>Straight cable plug, with integrally molded lead, self-securing screw locking, cable length 2 m</p>
<b>Product description</b> <a href="#">Other standard types</a>	<p>cable length 5 m, order no. 934 557-002; cable length 10 m, order no. 934 557-003</p>
Type of contact	male
Number of contacts	3
Cable material	PVC
Cable color	black
Cable length	2 m
Conductor size	0.25 mm <sup>2</sup>
Cable specification	flexible lead
Cable type	LIFYY
Standard	IEC 61076-2-101 (Ed. 1)
Housing Color	black
<b>Technical data</b>	
Pin dimensions	1 mm
Wire stranding	32 x 0.1
Rated voltage	AC/DC 60 V
Rated current	4 A, UL and notice derating
<b>Drawing</b>	
<b>Material</b>	
Contact material	Cu Sn
Contact surface material	Au
Contact bearer material	PA
Housing material	PUR
Coupling nut material	Zn Al/Ni
<b>Environmental conditions</b>	
Protection class (IEC 60529)	IP 65, IP 67, IP 68, IP 69K
Pollution severity	3
Temperature range	-25 °C to +90 °C, notice derating
<b>Inflammability class</b>	
Housing	HB
Cable	UL FT1
Contact bearer	V0
<b>Approvals</b>	
UL	UL
<b>Packing unit</b>	
Packaging unit	25 pieces


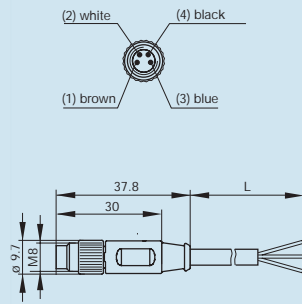
**Cable plug with integrally molded lead > Versions**


Type	E08-CB3A1B-EF0200C1-XA500-AC	E08-CB3A1A-FL0200C1-XA500-AC
Order No.	934 557-013	934 557-007
		
	Straight cable plug, with integrally molded lead, self-securing screw locking, cable length 2 m	Straight cable plug, with integrally molded lead, self-securing screw locking, cable length 2 m
<b>Product description</b>		
Other standard types	cable length 5 m: order no. 934 557-014; cable length 10 m: order no. 934 557-015	cable length 5 m, order no. 934 557-008; cable length 10 m, order no. 934 557-009
Cable material	PVC	PUR
Cable color	orange	black
Cable type	LiFYF	LiFY11Y
Housing Color	orange	black

Type	E08-CB3A1B-HL0200C1-XA500-AC
Order No.	934 557-019
	
	Straight cable plug, with integrally molded lead, self-securing screw locking, cable length 2 m
<b>Product description</b>	
Other standard types	cable length 5 m: order no. 934 557-020; cable length 10 m: order no. 934 557-021
Cable material	PUR
Cable color	orange
Cable type	LiFY11Y
Housing Color	orange

# CIRCULAR CONNECTORS E-SERIES M8

 with screw locking > Cable plug with integrally molded lead

<b>Type</b>	<b>E08-CB4A1A-DG0200C1-XA500-AC</b>
Order No.	934 557-004
	 <p>Straight cable plug, with integrally molded lead, self-securing screw locking, cable length 2 m</p>
<b>Product description</b> Other standard types	<p>cable length 5 m, order no. 934 557-005; cable length 10 m, order no. 934 557-006</p>
Type of contact	male
Number of contacts	4
Cable material	PVC
Cable color	black
Cable length	2 m
Conductor size	0.25 mm <sup>2</sup>
Cable specification	flexible lead
Cable type	LIFY
Standard	IEC 61076-2-101 (Ed. 1)
Housing Color	black
<b>Technical data</b>	
Pin dimensions	1 mm
Wire stranding	32 x 0.1
Rated voltage	AC/DC 60 V
Rated current	4 A, UL and notice derating
<b>Drawing</b>	
<b>Material</b>	
Contact material	Cu Sn
Contact surface material	Au
Contact bearer material	PA
Housing material	PUR
Coupling nut material	Zn Al/Ni
<b>Environmental conditions</b>	
Protection class (IEC 60529)	IP 65, IP 67, IP 68, IP 69K
Pollution severity	3
Temperature range	-25 °C to +90 °C, notice derating
<b>Inflammability class</b>	
Housing	HB
Cable	UL FT1
Contact bearer	V0
<b>Approvals</b>	
UL	UL
<b>Packing unit</b>	
Packaging unit	25 pieces


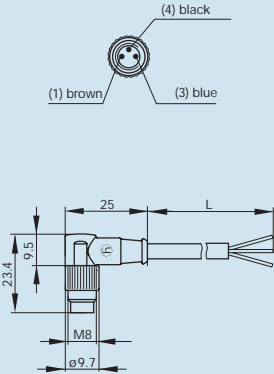
 Cable plug with integrally molded lead > Versions

Type	E08-CB4A1B-EG0200C1-XA500-AC	E08-CB4A1A-FM0200C1-XA500-AC
Order No.	934 557-016	934 557-010
		
	Straight cable plug, with integrally molded lead, self-securing screw locking, cable length 2 m	Straight cable plug, with integrally molded lead, self-securing screw locking, cable length 2 m
<b>Product description</b>		
Other standard types	cable length 5 m: order no. 934 557-017; cable length 10 m: order no. 934 557-018	cable length 5 m, order no. 934 557-011; cable length 10 m, order no. 934 557-012
Cable material	PVC	PUR
Cable color	orange	black
Cable type	LiFYY	LiF9Y11Y
Housing Color	orange	black


Type	E08-CB4A1B-HM0200C1-XA500-AC
Order No.	934 557-022
	
	Straight cable plug, with integrally molded lead, self-securing screw locking, cable length 2 m
<b>Product description</b>	
Other standard types	cable length 5 m: order no. 934 557-023; cable length 10 m: order no. 934 557-024
Cable material	PUR
Cable color	orange
Cable type	LiF9Y11Y
Housing Color	orange

# CIRCULAR CONNECTORS E-SERIES M8

 with screw locking > Cable plug with integrally molded lead

<b>Type</b> E08-CD3A1A-DF0200C1-XA500-AC	
Order No.	934 558-001
	 <p>Angled cable plug, with integrally molded lead, self-securing screw locking, cable length 2 m</p>
<b>Product description</b> Other standard types	<p>cable length 5 m order no. 934 558-002; cable length 10 m, order no. 934 558-003</p>
Type of contact	male
Number of contacts	3
Cable material	PVC
Cable color	black
Cable length	2 m
Conductor size	0.25 mm <sup>2</sup>
Cable specification	flexible lead
Cable type	LIFY
Standard	IEC 61076-2-101 (Ed. 1)
Housing Color	black
<b>Technical data</b>	
Pin dimensions	1 mm
Wire stranding	32 x 0.1
Rated voltage	AC/DC 60 V
Rated current	4 A, UL and notice derating
<b>Drawing</b>	
<b>Material</b>	
Contact material	Cu Sn
Contact surface material	Au
Contact bearer material	PA
Housing material	PUR
Coupling nut material	Zn Al/Ni
<b>Environmental conditions</b>	
Protection class (IEC 60529)	IP 65, IP 67, IP 68, IP 69K
Pollution severity	3
Temperature range	-25 °C to +90 °C, notice derating
<b>Inflammability class</b>	
Housing	HB
Cable	UL FT1
Contact bearer	V0
<b>Approvals</b>	
UL	UL
<b>Packing unit</b>	
Packaging unit	25 pieces




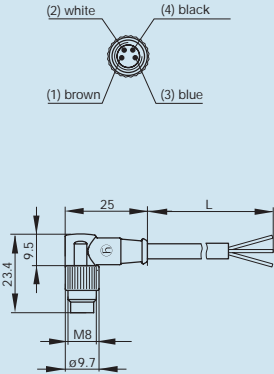
 Cable plug with integrally molded lead > Versions


Type	E08-CD3A1B-EF0200C1-XA500-AC	E08-CD3A1A-FL0200C1-XA500-AC
Order No.	934 558-013	934 558-007
	 <p>Angled cable plug, with integrally molded lead, self-securing screw locking, cable length 2 m</p>	 <p>Angled cable plug, with integrally molded lead, self-securing screw locking, cable length 2 m</p>
<b>Product description</b>		
Other standard types	cable length 5 m: order no. 934 558-014; cable length 10 m: order no. 934 558-015	cable length 5 m, order no. 934 558-008; cable length 10 m, order no. 934 558-009
Cable material	PVC	PUR
Cable color	orange	black
Cable type	LiFYY	LiF9Y11Y
Housing Color	orange	black

Type	E08-CD3A1B-HL0200C1-XA500-AC
Order No.	934 558-019
	 <p>Angled cable plug, with integrally molded lead, self-securing screw locking, cable length 2 m</p>
<b>Product description</b>	
Other standard types	cable length 5 m: order no. 934 558-020; cable length 10 m: order no. 934 558-021
Cable material	PUR
Cable color	orange
Cable type	LiF9Y11Y
Housing Color	orange

# CIRCULAR CONNECTORS E-SERIES M8

 with screw locking > Cable plug with integrally molded lead

Type		E08-CD4A1A-DG0200C1-XA500-AC
Order No.	934 558-004	
		
		Angled cable plug, with integrally molded lead, self-securing screw locking, cable length 2 m
<b>Product description</b>		
<b>Other standard types</b>		cable length 5 m, order no. 934 558-005; cable length 10 m, order no. 934 558-006
Type of contact	male	
Number of contacts	4	
Cable material	PVC	
Cable color	black	
Cable length	2 m	
Conductor size	0.25 mm <sup>2</sup>	
Cable specification	flexible lead	
Cable type	LIFY	
Standard	IEC 61076-2-101 (Ed. 1)	
Housing Color	black	
<b>Technical data</b>		
Pin dimensions	1 mm	
Wire stranding	32 x 0.1	
Rated voltage	AC/DC 60 V	
Rated current	4 A, UL and notice derating	
<b>Drawing</b>		
		
<b>Material</b>		
Contact material	Cu Sn	
Contact surface material	Au	
Contact bearer material	PA	
Housing material	PUR	
Coupling nut material	Zn Al/Ni	
<b>Environmental conditions</b>		
Protection class (IEC 60529)	IP 65, IP 67, IP 68, IP 69K	
Pollution severity	3	
Temperature range	-25 °C to +90 °C, notice derating	
<b>Inflammability class</b>		
Housing	HB	
Cable	UL FT1	
Contact bearer	V0	
<b>Approvals</b>		
UL	UL	
<b>Packing unit</b>		
Packaging unit	25 pieces	



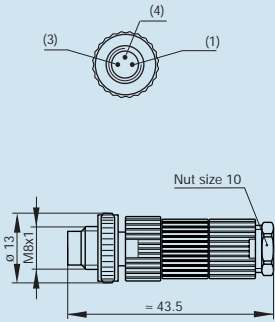
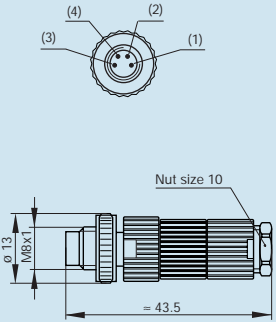
 Cable plug with integrally molded lead > Versions

Type	E08-CD4A1B-EG0200C1-XA500-AC	E08-CD4A1A-FM0200C1-XA500-AC
Order No.	934 558-016	934 558-010
	 <p>Angled cable plug, with integrally molded lead, self-securing screw locking, cable length 2 m</p>	 <p>Angled cable plug, with integrally molded lead, self-securing screw locking, cable length 2 m</p>
<b>Product description</b>		
Other standard types	cable length 5 m, order no. 934 558-017; cable length 10 m, order no. 934 558-018	cable length 5 m order no. 934 558-011; cable length 10 m, order no. 934 558-012
Cable material	PVC	PUR
Cable color	orange	black
Cable type	LiFYY	LiF9Y11Y
Housing Color	orange	black

Type	E08-CD4A1B-HM0200C1-XA500-AC
Order No.	934 558-022
	 <p>Angled cable plug, with integrally molded lead, self-securing screw locking, cable length 2 m</p>
<b>Product description</b>	
Other standard types	cable length 5 m: order no. 934 558-023; cable length 10 m: order no. 934 558-024
Cable material	PUR
Cable color	orange
Cable type	LiF9Y11Y
Housing Color	orange

# CIRCULAR CONNECTORS E-SERIES M8

with screw locking > MiniQuick, fast connection, cable plug self-assembled

Type	ELST 3008 V	ELST 4008 V
Order No.	933 406-100	933 407-100
	 <p>Straight cable plug, unassembled, strain relief by means of clamping cage</p>	 <p>Straight cable plug, unassembled, strain relief by means of clamping cage</p>
<b>Product description</b>		
Type of contact	male	male
Number of contacts	3	4
Cable gland	M 9.5 x 1	M 9.5 x 1
Standard	IEC 61076-2-101 (Ed. 1)/ IEC 60947-5-2	IEC 61076-2-101 (Ed. 1)/ IEC 60947-5-2
Housing Color	black	black
<b>Drawing</b>		
<b>Technical data</b>		
Pin dimensions	1 mm	1 mm
Rated voltage	AC/DC 60 V	AC/DC 20 V
Rated current	3 A (2 A at 0.14 mm <sup>2</sup> )	3 A (2 A at 0.14 mm <sup>2</sup> )
Type of termination	pin penetration	pin penetration
Suitable cables	diameter 4 mm to 5 mm / 0.14 mm <sup>2</sup> to 0.34 mm <sup>2</sup>	diameter 4 mm to 5 mm / 0.14 mm <sup>2</sup> to 0.34 mm <sup>2</sup>
Core insulation of connecting leads	PVC, PETP, diameter 1.0 mm to 1.55 mm	PVC, PETP, diameter 1.0 mm to 1.55 mm
<b>Material</b>		
Contact material	Cu Zn	Cu Zn
Contact surface material	Au	Au
Contact bearer material	PA	PA
Housing material	PA	PA
Coupling nut material	Zn Al/Ni	Zn Al/Ni
O-Ring	Viton / NBR	Viton / NBR
<b>Environmental conditions</b>		
Protection class (IEC 60529)	IP 67	IP 67
Pollution severity	3	3
Temperature range	-25 °C to +70 °C	-25 °C to +70 °C
<b>Inflammability class</b>		
Housing	94 V-2	94 V-2
Contact bearer	94 V-2	94 V-2
<b>Packing unit</b>		
Packaging unit	100 pieces	100 pieces

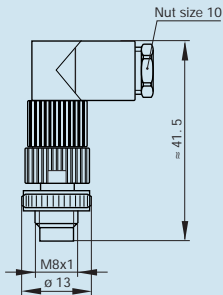
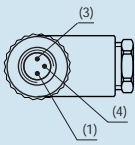
## ELWIST 3008 V

933 408-100



Angled cable plug, unassembled,  
strain relief by means of clamping cage

male  
3  
M 9.5 x 1  
IEC 61076-2-101 (Ed. 1)/ IEC 60947-5-2  
black



1 mm  
AC/DC 60 V  
3 A (2 A at 0.14 mm<sup>2</sup>)  
pin penetration  
diameter 4 mm to 5 mm / 0.14 mm<sup>2</sup> to 0.34  
mm<sup>2</sup>  
PVC, PETP,  
diameter 1.0 mm to 1.55 mm

Cu Zn  
Au  
PA  
PA  
Zn Al/Ni  
Viton / NBR

IP 67  
3  
-25 °C to +70 °C

94 V-2  
94 V-2

100 pieces

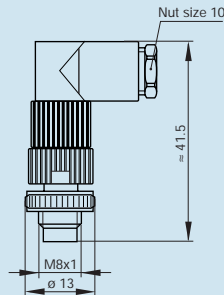
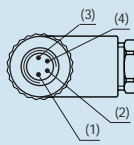
## ELWIST 4008 V

933 409-100



Angled cable plug, unassembled,  
strain relief by means of clamping cage

male  
4  
M 9.5 x 1  
IEC 61076-2-101 (Ed. 1)/ IEC 60947-5-2  
black



1 mm  
AC/DC 30 V  
3 A (2 A at 0.14 mm<sup>2</sup>)  
pin penetration  
diameter 4 mm to 5 mm / 0.14 mm<sup>2</sup> to 0.34  
mm<sup>2</sup>  
PVC, PETP,  
diameter 1.0 mm to 1.55 mm

Cu Zn  
Au  
PA  
PA  
Zn Al/Ni  
Viton / NBR



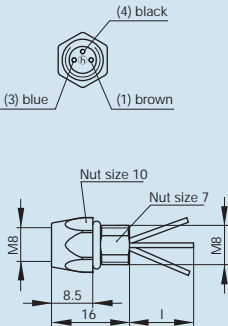
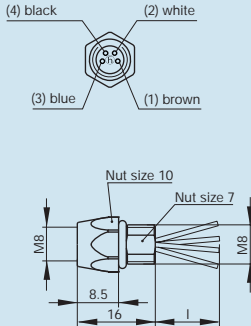
IP 67  
3  
-25 °C to +70 °C

94 V-2  
94 V-2

100 pieces

# CIRCULAR CONNECTORS E-SERIES M8

with screw locking > Appliance socket and appliance connector for front panel mounting

Type	ELKE 3308 V FM 8 05	ELKE 4408 V FM 8 05
Order No.	933 383-100	933 382-100
	 <p>Front-mounting appliance socket with stranded wire, screw locking, M8 x 0.5 mounting thread, metal casing, O-ring included</p>	 <p>Front-mounting appliance socket with stranded wire, screw locking, M8 x 0.5 mounting thread, metal casing, O-ring included</p>
<b>Product description</b>		
Type of contact	female	female
Number of contacts	3	4
Cable material	PVC	PVC
Cable length	0.5 m	0.5 m
Conductor size	0.25 mm <sup>2</sup>	0.25 mm <sup>2</sup>
Standard	IEC 61076-2-101 (Ed. 1)/ IEC 60947-5-2	IEC 61076-2-101 (Ed. 1)/ IEC 60947-5-2
Housing Color	metallic	metallic
<b>Drawing</b>		
<b>Technical data</b>		
Pin dimensions	14 x 0.15 mm	14 x 0.15 mm
Wire stranding	AC/DC 60 V	AC/DC 30 V
Rated voltage	3 A	3 A
Rated current		
<b>Material</b>		
Contact material	Cu Zn	Cu Zn
Contact surface material	Au	Au
Contact bearer material	PA black	PA black
Housing material	Cu Zn/Ni	Cu Zn/Ni
O-Ring	NBR	NBR
<b>Environmental conditions</b>		
Protection class (IEC 60529)	IP 68	IP 68
Pollution severity	3	3
Temperature range	-25 °C to +90 °C	-25 °C to +90 °C
<b>Inflammability class</b>		
Contact bearer	94 V-2	94 V-2
<b>Approvals</b>		
UL	UL	UL
<b>Packing unit</b>		
Packaging unit	100 pieces	100 pieces
<b>Scope of delivery and accessories</b>		
Accessories to order separately	fastening nut ELST M M8, order no. 734 032-001	fastening nut ELST M M8, order no. 734 032-001

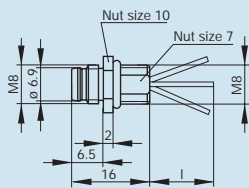
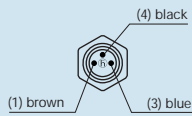
**ELST 3308 RV FM 8 05**

933 146-001



Front-mounting appliance connector with stranded wire, snap or screw locking, M8 x 0.5 mounting thread, metal casing, O-ring included

male  
3  
PVC  
0.5 m  
0.25 mm<sup>2</sup>  
IEC 61076-2-101 (Ed. 1)/ IEC 60947-5-2  
metallic



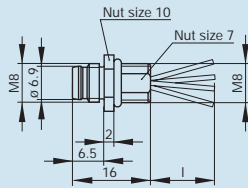
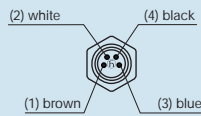
**ELST 4408 RV FM 8 05**

933 147-001



Front-mounting appliance connector with stranded wire, snap or screw locking, M8 x 0.5 mounting thread, metal casing, O-ring included

male  
4  
PVC  
0.5 m  
0.25 mm<sup>2</sup>  
IEC 61076-2-101 (Ed. 1)/ IEC 60947-5-2  
metallic



1 mm  
14 x 0.15 mm  
AC/DC 60 V  
3 A

Cu Zn  
Au  
PA black  
Cu Zn/Ni  
NBR

IP 67 (with snap locking),  
3  
-25 °C to +90 °C

94 V-2

UL

100 pieces

fastening nut ELST M M8,  
order no. 734 032-001

1 mm  
14 x 0.15 mm  
AC/DC 30 V  
3 A

Cu Zn  
Au  
PA black  
Cu Zn/Ni  
NBR

IP 67 (with snap locking),  
3  
-25 °C to +90 °C

94 V-2



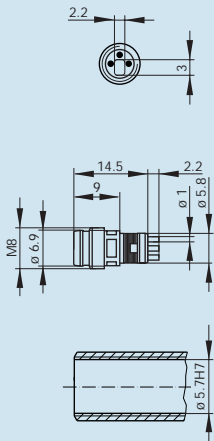
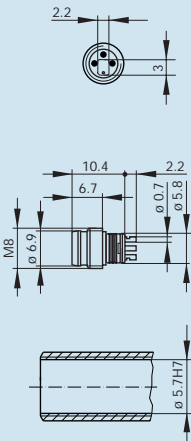
UL

100 pieces




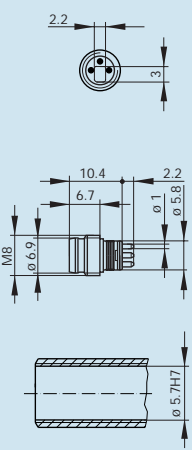
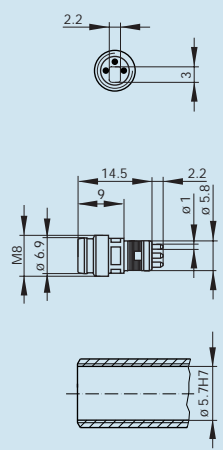
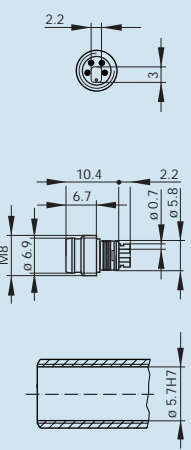
fastening nut ELST M M8,  
order no. 734 032-001

# CIRCULAR CONNECTORS E-SERIES M8

with snap or screw locking > Appliance connector press-in fit/sensor tube



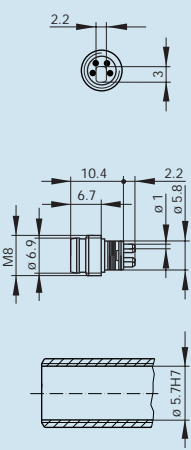
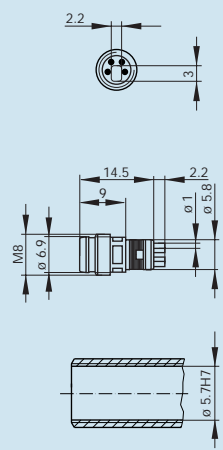
Type	ELST 3308 RV LH	ELST 3308 RV KH
Order No.	933 153-001	933 392-001
	 <p>Appliance connector for M8 sensors, snap or screw locking, press-in tube mounting, aperture for mini-LED (display window), metal-casing</p>	 <p>Appliance connector for M8 sensors, snap or screw locking, press-in tube mounting, metalcasing, short model</p>
<b>Product description</b>		
Type of contact	male	male
Number of contacts	3	3
Standard	IEC 61076-2-101 (Ed. 1)/ IEC 60947-5-2	IEC 61076-2-101 (Ed. 1)/ IEC 60947-5-2
Housing Color	metallic	metallic
<b>Drawing</b>		
<b>Technical data</b>		
Pin dimensions	1 mm	1 mm
Rated voltage	AC/DC 60 V	AC/DC 60 V
Rated current	3 A	3 A
Type of termination	solder, hollow pins	solder, hollow pins
Suitable cables	max. 0.25 mm <sup>2</sup>	max. 0.25 mm <sup>2</sup>
<b>Material</b>		
Contact material	Cu Zn	Cu Zn
Contact surface material	Au	Au
Contact bearer material	PA transparent	PA transparent
Housing material	Cu ZN/Ni Cr	Cu ZN/Ni
<b>Environmental conditions</b>		
Protection class (IEC 60529)	IP 67	IP 67
Pollution severity	3	3
Temperature range	-25 °C to +90 °C	-25 °C to +90 °C
<b>Inflammability class</b>		
Housing		
Cable		
Contact bearer	94 V-2	94 V-2
<b>Approvals</b>		
UL	UL	UL
<b>Packing unit</b>		
Packaging unit	100 pieces	100 pieces



ELST 3308 RV KM	ELST 3308 RV LM	ELST 4408 RV KH
933 391-001	933 154-001	933 394-001
 <p>Appliance connector for M8 sensors, snap or screw locking, press-in tube mounting, metalcasing, short model</p>	 <p>Appliance connector for M8 sensors, snap or screw locking, press-in tube mounting, aperture for mini-LED (display window), metal-casing</p>	 <p>Appliance connector for M8 sensors, snap or screw locking, press-in tube mounting, metalcasing, short model</p>
<p>male 3 IEC 61076-2-101 (Ed. 1)/ IEC 60947-5-2 metallic</p>	<p>male 3 IEC 61076-2-101 (Ed. 1)/ IEC 60947-5-2 metallic</p>	<p>male 4 IEC 61076-2-101 (Ed. 1)/ IEC 60947-5-2 metallic</p>
		
<p>1 mm AC/DC 60 V 3 A solder, solid pins</p>	<p>1 mm AC/DC 60 V 3 A solder, solid pins</p>	<p>1 mm AC/DC 30 V 3 A solder, hollow pins max. 0.25 mm<sup>2</sup></p>
<p>Cu Zn Au PA transparent Cu ZN/Ni</p>	<p>Cu Zn Au PA transparent Cu ZN/Ni Cr</p>	<p>Cu Zn Au PA transparent Cu ZN/Ni</p>
<p>IP 67 3 -25 °C to +90 °C</p>	<p>IP 67 3 -25 °C to +90 °C</p>	<p>IP 67 3 -25 °C to +90 °C</p>
<p>94 V-2</p>	<p>94 V-2</p>	<p>94 V-2</p>
<p>UL</p>	<p>UL</p>	<p>UL</p>
<p>100 pieces</p>	<p>100 pieces</p>	<p>100 pieces</p>

# CIRCULAR CONNECTORS E-SERIES M8

with snap or screw locking > Appliance connector press-in fit/sensor tube

Type	ELST 4408 RV KM	ELST 4408 RV LH
Order No.	933 393-001	933 158-001
	 <p>Appliance connector for M8 sensors, snap or screw locking, press-in tube mounting, metalcasing, short model</p>	 <p>Appliance connector for M8 sensors, snap or screw locking, press-in tube mounting, aperture for mini-LED (display window), metal-casing</p>
<b>Product description</b>		
Type of contact	male	male
Number of contacts	4	4
Standard	IEC 61076-2-101 (Ed. 1)/ IEC 60947-5-2	IEC 61076-2-101 (Ed. 1)/ IEC 60947-5-2
Housing Color	metallic	metallic
<b>Drawing</b>		
<b>Technical data</b>		
Pin dimensions	1 mm	1 mm
Rated voltage	AC/DC 30 V	AC/DC 30 V
Rated current	3 A	3 A
Type of termination	solder, solid pins	solder, hollow pins
Suitable cables		max. 0.25 mm <sup>2</sup>
<b>Material</b>		
Contact material	Cu Zn	Cu Zn
Contact surface material	Au	Au
Contact bearer material	PA transparent	PA transparent
Housing material	Cu ZN/Ni	Cu ZN/Ni Cr
<b>Environmental conditions</b>		
Protection class (IEC 60529)	IP 67	IP 67
Pollution severity	3	3
Temperature range	-25 °C to +90 °C	-25 °C to +90 °C
<b>Inflammability class</b>		
Housing		
Cable		
Contact bearer	94 V-2	94 V-2
<b>Approvals</b>		
UL	UL	UL
<b>Packing unit</b>		
Packaging unit	100 pieces	100 pieces

## ELST 4408 RV LM

933 159-001



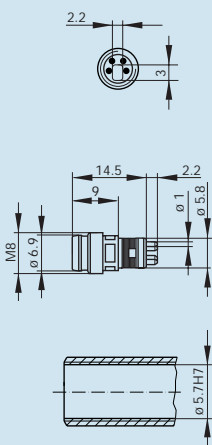
Appliance connector for M8 sensors, snap or screw locking, press-in tube mounting, aperture for mini-LED (display window), metal-casing

male

4

IEC 61076-2-101 (Ed. 1)/ IEC 60947-5-2

metallic



1 mm  
AC/DC 30 V  
3 A  
solder, solid pins

Cu Zn  
Au  
PA transparent  
Cu ZN/Ni Cr

IP 67  
3  
-25 °C to +90 °C


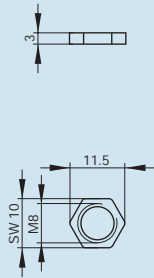
94 V-2

UL

100 pieces

# CIRCULAR CONNECTORS E-SERIES M8

Circular connectors E-series M8 > Accessories E-series M8

Type		ELST-M M8	
Order No.	734 032-001		
			
		Fastening nut with M8 thread	
<b>Product description</b>			
Housing Color	metallic		
<b>Description of Wiring</b>			
Circuit			
LED color			
<b>Drawing</b>			
<b>Technical data</b>			
Rated voltage			
Type of termination			
<b>Material</b>			
Material	Cu Zn/Ni		
<b>Environmental conditions</b>			
Temperature range			
<b>Packing unit</b>			
Packaging unit	100 pieces		
<b>Scope of delivery and accessories</b>			
Accessories to order separately	accessory for M8 appliance socket/connector		



# The large professional sensor.

Fixed sizes for the future: the E-series M12.



Challenges are a routine matter for the circular connectors of the E-series M12: inductive or capacitive proximity switches, photoelectric barriers, flow-monitoring devices, pressure switches, limit switch connections, photoelectric barriers, AS interface bus components and field bus components – the best is just good enough. And in order to ensure a particularly long life, Hirschmann circular connectors are protected against dust and moisture and are resistant to many oils and chemical substances.

The ergonomic design of E-series makes handling easier; as a result, the connection of sensor and actuator technology in automation systems as for example in automatic installation units and machine tools can be done quickly and promptly. Our engineered design prevents the accidental unscrewing of the coupling nut. This provides an additional advantage in terms of safety in all fields of application that are subject to high vibration loads, for example in conveyor belt equipment and automatic punch presses.

*Hirschmann circular connectors are used in all sensor and actuator device applications in automation technology – particularly where the risk of vibrations is especially high.*

*The E-series M12 with plug design as per IEC 61076-2-101 (Ed. 1) can be obtained in the design type with screw locking M12 x 1, and also in a shielded version if so desired.*








# Circular connector M12.







## Program overview E-series M12.




Cable socket					
integrally molded lead		self-assembly		integrally molded lead/shielded	
straight	angled	straight	angled	straight	angled
 <p>without LED 3-pole from page 66 4-pole from page 68 5-pole from page 70 8-pole from page 112</p>	 <p>without LED 3-pole from page 72 4-pole from page 74 5-pole from page 76 8-pole from page 113</p>	 <p>without LED 4-pole from page 82 5-pole from page 83</p>	 <p>without LED 4-pole from page 85 5-pole from page 87</p>	 <p>without LED 3-pole from page 108 4-pole from page 108 5-pole from page 109 8-pole from page 109</p>	 <p>without LED 3-pole from page 110 4-pole from page 110 5-pole from page 111 8-pole from page 111</p>
 <p>with LED 3-pole from page 78</p>	 <p>with LED 3-pole from page 80</p>	 <p>with LED 4-pole mountable from page 82</p>	 <p>with LED 4-pole mountable from page 85</p>		

Appliance socket			
 <p>front-panel - front-wall mounting 4-pole from page 100 5-pole from page 101</p>	 <p>front-panel mounting circuit board 4-pole from page 103 5-pole from page 105</p>	 <p>front-panel mounting/ back-wall mounting 4-pole M12 from page 104 5-pole M12 from page 105</p>	







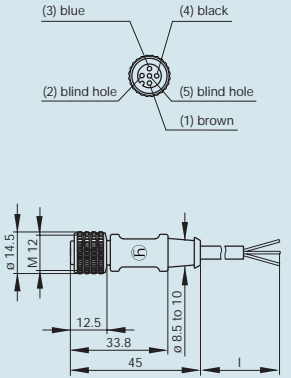
Cable plug					
integrally molded lead		self-assembly		integrally molded lead/shielded	
straight	angled	straight	angled	straight	angled
					
3-pole M12 from page 114 4-pole M12 from page 116 5-pole M12 from page 118 8-pole M12 from page 148	3-pole M12 from page 120 4-pole M12 from page 122 5-pole M12 from page 124 8-pole M12 from page 149	4-pole M12 from page 126 5-pole M12 from page 127	4-pole M12 from page 128 5-pole M12 from page 129	3-pole M12 from page 144 4-pole M12 from page 144 5-pole M12 from page 145 8-pole M12 from page 145	3-pole M12 from page 146 4-pole M12 from page 146 5-pole M12 from page 147 8-pole M12 from page 147

Appliance connector				
				
VarioQuick® contact pins 4-pole M12 from page 139	flange mounting circuit board 4-pole M12 from page 140	front-panel - front-wall mounting 4-pole M12 from page 130 5-pole M12 from page 131	front-panel/ back-wall mounting 4-pole M12 from page 141 5-pole M12 from page 142	press-in fit (sensor tube) 4-pole M12 from page 132 4-pole M12 from page 133



# CIRCULAR CONNECTORS E-SERIES M12

 with screw locking > Straight cable socket with integrally molded lead


Type	E12-AA3A1A-AC0200C1-XA500-AC
Order No.	934 551-001   <p>Straight cable socket, with integrally molded lead, self-securing screw locking</p>
<b>Product description</b> Other standard types  Type of contact Number of contacts Cable material Cable color Cable length Conductor size Cable specification Cable type Standard Housing Color	cable length 5 m: order no. 934 551-002; cable length 10 m: order no. 934 551-033 female 3 PVC black 2 m 0.34 mm <sup>2</sup> high flexible lead LIYY IEC 61076-2-101 (Ed. 1)/ IEC 60947-5-2 black
<b>Drawing</b>	 <p>The drawing includes a top view of the connector face with five positions: (1) brown, (2) blind hole, (3) blue, (4) black, and (5) blind hole. The side view shows dimensions: outer diameter <math>\phi 14.5</math>, M12 thread, a 12.5 mm distance from the thread to the center of the contact, a 33.8 mm distance from the thread to the end of the housing, an inner diameter of <math>\phi 8.5</math> to 10 mm, and a total length of 45 mm. The cable length is denoted as 'l'.</p>
<b>Technical data</b> Wire stranding Rated voltage Rated current	42 x 0.1 AC/DC 250 V 4 A
<b>Material</b> Contact material Contact surface material Contact bearer material Housing material Coupling nut material O-Ring	Cu Sn 6 Au PUR PUR Zn Al/Ni Viton
<b>Environmental conditions</b> Protection class (IEC 60529) Pollution severity Temperature range	IP 65, IP 67, IP 68 3 -25°C to +90°C (connector)/+70°C (cable)
<b>Inflammability class</b> Cable Contact bearer	fire resist. IEC 60332-1 complies with 94 HB
<b>Approvals</b> UL	UL-version on request
<b>Packing unit</b> Packaging unit	50 pieces
<b>Scope of delivery and accessories</b> Accessories to order separately	protective cap M 12 VS, order no. 734 209-100


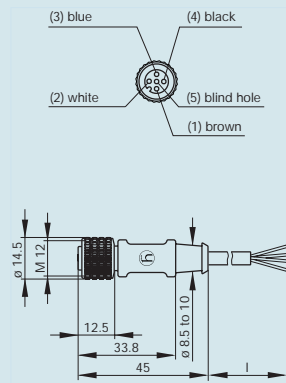
## Straight cable socket with integrally molded lead > Versions


Type	E12-AA3A1B-CA0200C1-XA500-AC	E12-AA3A1A-FA0200C1-XA500-AC
Order No.	934 551-003	934 551-005
		
	Straight cable socket, with integrally molded lead, self-securing screw locking	Straight cable socket, with integrally molded lead, self-securing screw locking
<b>Product description</b>		
Other standard types	cable length 5 m: order no. 934 551-004	cable length 5 m: order no. 934 551-006; cable length 10 m: order no. 934 551-034
Cable material	PVC	PUR
Cable color	orange	black
Cable type	LiYY	Li9YH-11YH
Housing Color	orange	black
<b>Environmental conditions</b>		
Protection class (IEC 60529)	IP 65, IP 67, IP 68	IP 65, IP 67, IP 68, IP 69K
Temperature range	-25°C to +90°C (connector)/+70°C (cable)	-25 °C to +90 °C (UL: +80 °C)
<b>Inflammability class</b>		
Cable	fire resist. IEC 60332-1	fire resist. IEC 332-2
<b>Approvals</b>		
UL	UL-version on request	UL



Type	E12-AA3A1B-HA0200C1-XA500-AC
Order No.	934 551-007
	
	Straight cable socket, with integrally molded lead, self-securing screw locking
<b>Product description</b>	
Other standard types	cable length 5 m: order no. 934 551-008
Cable material	PUR
Cable color	orange
Cable type	Li9YH-11YH
Housing Color	orange
<b>Environmental conditions</b>	
Protection class (IEC 60529)	IP 65, IP 67, IP 68, IP 69K
Temperature range	-25 °C to +90 °C (UL: +80 °C)
<b>Inflammability class</b>	
Cable	fire resist. IEC 332-2
<b>Approvals</b>	
UL	UL

# CIRCULAR CONNECTORS E-SERIES M12

 with screw locking > Straight cable socket with integrally molded lead


Type	E12-AA4A1A-AD0200C1-XA500-AC
Order No.	934 551-009 
<b>Product description</b> Other standard types  Type of contact Number of contacts Cable material Cable color Cable length Conductor size Cable specification Cable type Standard Housing Color	Straight cable socket, with integrally molded lead, self-securing screw locking  cable length 5 m: order no. 934 551-010; cable length 10 m: order no. 934 551-035 female 4 PVC black 2 m 0.34 mm <sup>2</sup> high flexible lead LIYY IEC 61076-2-101 (Ed. 1)/ IEC 60947-5-2 black
Drawing	
<b>Technical data</b> Wire stranding Rated voltage Rated current	42 x 0.1 AC/DC 250 V 4 A
<b>Material</b> Contact material Contact surface material Contact bearer material Housing material Coupling nut material O-Ring	Cu Sn 6 Au PUR PUR Zn Al/Ni Viton
<b>Environmental conditions</b> Protection class (IEC 60529) Pollution severity Temperature range	IP 65, IP 67, IP 68 3 -25°C to +90°C (connector)/+70°C (cable)
<b>Inflammability class</b> Cable Contact bearer	fire resist. IEC 60332-1 complies with 94 HB
<b>Approvals</b> UL	UL-version on request
<b>Packing unit</b> Packaging unit	50 pieces
<b>Scope of delivery and accessories</b> Accessories to order separately	protective cap M 12 VS, order no. 734 209-100


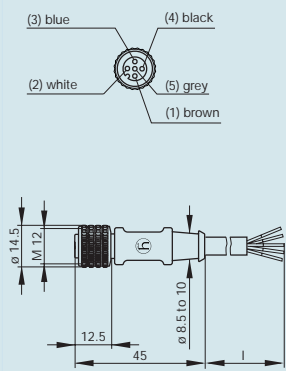
 Straight cable socket with integrally molded lead > Versions


Type	E12-AA4A1B-CB0200C1-XA500-AC	E12-AA4A1A-FB0200C1-XA500-AC
Order No.	934 551-011	934 551-013
		
	Straight cable socket, with integrally molded lead, self-securing screw locking	Straight cable socket, with integrally molded lead, self-securing screw locking
<b>Product description</b> Other standard types	cable length 5 m: order no. 934 551-012	cable length 5 m: order no. 934 551-014; cable length 10 m: order no. 934 551-036
Cable material	PVC	PUR
Cable color	orange	black
Cable type	LiYY	Li9YH-11YH
Housing Color	orange	black
<b>Environmental conditions</b> Protection class (IEC 60529)	IP 65, IP 67, IP 68	IP 65, IP 67, IP 68, IP 69K
Temperature range	-25 °C to +90 °C (connector)/+70 °C (cable)	-25 °C to +90 °C (UL: +80 °C)
<b>Inflammability class</b> Cable	fire resist. IEC 60332-1	fire resist. IEC 332-2
<b>Approvals</b> UL	UL-version on request	UL



Type	E12-AA4A1B-HB0200C1-XA500-AC
Order No.	934 551-015
	
	Straight cable socket, with integrally molded lead, self-securing screw locking
<b>Product description</b> Other standard types	cable length 5 m: order no. 934 551-016
Cable material	PUR
Cable color	orange
Cable type	Li9YH-11YH
Housing Color	orange
<b>Environmental conditions</b> Protection class (IEC 60529)	IP 65, IP 67, IP 68, IP 69K
Temperature range	-25 °C to +90 °C (UL: +80 °C)
<b>Inflammability class</b> Cable	fire resist. IEC 332-2
<b>Approvals</b> UL	UL

# CIRCULAR CONNECTORS E-SERIES M12

 with screw locking > Straight cable socket with integrally molded lead

Type	E12-AA5A1A-AE0200C1-XA500-AC
Order No.	934 551-017  Straight cable socket, with integrally moulded lead, self-securing screw locking
<b>Product description</b> Other standard types  Type of contact Number of contacts Cable material Cable color Cable length Conductor size Cable specification Cable type Standard Housing Color	cable length 5 m: order no. 934 551-018; cable length 10 m: order no. 934 551-037 spring loaded socket 5 PVC black 2 m 0.34 mm <sup>2</sup> high flexible lead LIYY IEC 61076-2-101 (Ed.1) black
<b>Drawing</b>	
<b>Technical data</b> Wire stranding Rated voltage Rated current	42 x 0.1 AC/DC 60 V 4 A
<b>Material</b> Contact material Contact surface material Contact bearer material Housing material Coupling nut material O-Ring	Cu Sn 6 Au PUR PUR Zn Al/Ni Viton
<b>Environmental conditions</b> Protection class (IEC 60529) Pollution severity Temperature range	IP 65, IP 67, IP 68 3 -25 °C to +70 °C
<b>Inflammability class</b> Cable Contact bearer	fire resist. IEC 60332-1 complies with 94 HB
<b>Approvals</b> UL	UL-version on request
<b>Packing unit</b> Packaging unit	50 pieces
<b>Scope of delivery and accessories</b> Accessories to order separately	locking cap M 12 VS, order no. 734 209-100


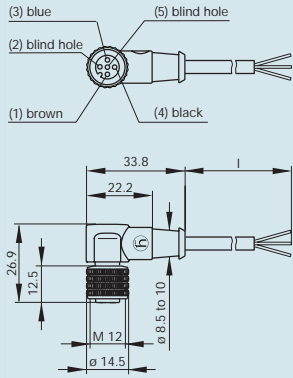
 Straight cable socket with integrally molded lead > Versions

Type	E12-AA5A1B-CC0200C1-XA500-AC	E12-AA5A1A-FC0200C1-XA500-AC
Order No.	934 551-019	934 551-021
		
	Straight cable socket, with integrally moulded lead, self-securing screw locking	Straight cable socket, with integrally moulded lead, self-securing screw locking
<b>Product description</b>		
Other standard types	cable length 5 m: order no. 934 551-020	cable length 5 m: order no. 934 551-022; cable length 10 m: order no. 934 551-038
Cable material	PVC	PUR
Cable color	orange	black
Cable type	LiYY	Li9YH-11YH
Housing Color	orange	black
<b>Environmental conditions</b>		
Protection class (IEC 60529)	IP 65, IP 67, IP 68	IP 65, IP 67, IP 68, IP 69K
Temperature range	-25 °C to +70 °C	-25 °C to +90 °C (UL: +80 °C)
<b>Inflammability class</b>		
Cable	fire resist. IEC 60332-1	fire resist. IEC 332-2
<b>Approvals</b>		
UL	UL-version on request	UL


Type	E12-AA5A1B-HC0200C1-XA500-AC
Order No.	934 551-023
	
	Straight cable socket, with integrally moulded lead, self-securing screw locking
<b>Product description</b>	
Other standard types	cable length 5 m: order no. 934 551-024
Cable material	PUR
Cable color	orange
Cable type	Li9YH-11YH
Housing Color	orange
<b>Environmental conditions</b>	
Protection class (IEC 60529)	IP 65, IP 67, IP 68, IP 69K
Temperature range	-25 °C to +90 °C (UL: +80 °C)
<b>Inflammability class</b>	
Cable	fire resist. IEC 332-2
<b>Approvals</b>	
UL	UL



# CIRCULAR CONNECTORS E-SERIES M12


 with screw locking > Angled cable socket with integrally molded lead

Type	E12-AC3A1A-AC0200C1-XA500-AC
Order No.	934 552-001    Angled cable socket, with integrally molded lead, self-securing screw locking
<b>Product description</b> Other standard types  Type of contact Number of contacts Cable material Cable color Cable length Conductor size Cable specification Cable type Standard Housing Color	cable length 5 m: order no. 934 552-002; cable length 10 m: order no. 934 552-033 female 3 PVC black 2 m 0.34 mm <sup>2</sup> high flexible lead LIYY IEC 61076-2-101 (Ed. 1)/ IEC 60947-5-2 black
<b>Drawing</b>	
<b>Technical data</b> Wire stranding Rated voltage Rated current	42 x 0.1 AC/DC 250 V 4 A
<b>Material</b> Contact material Contact surface material Contact bearer material Housing material Coupling nut material O-Ring	Cu Sn 6 Au PUR PUR Zn Al/Ni Viton
<b>Environmental conditions</b> Protection class (IEC 60529) Pollution severity Temperature range	IP 65, IP 67, IP 68 3 -25°C to +90°C (connector)/+70°C (cable)
<b>Inflammability class</b> Cable Contact bearer	fire resist. IEC 60332-1 complies with 94 HB
<b>Approvals</b> UL	UL version on request
<b>Packing unit</b> Packaging unit	50 pieces
<b>Scope of delivery and accessories</b> Accessories to order separately	protective cap M 12 VS, order no. 734 209-100





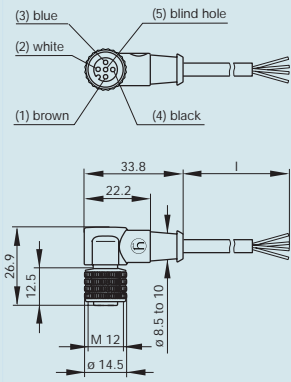
 Angled cable socket with integrally molded lead > Versions


Type	E12-AC3A1B-CA0200C1-XA500-AC	E12-AC3A1A-FA0200C1-XA500-AC
Order No.	934 552-003	934 552-005
		
	Angled cable socket, with integrally molded lead, self-securing screw locking	Angled cable socket, with integrally molded lead, self-securing screw locking
<b>Product description</b>		
Other standard types	cable length 5 m: order no. 934 552-004	cable length 5 m: order no. 934 552-006; cable length 10 m: order no. 934 552-034
Cable material	PVC	PUR
Cable color	orange	black
Cable type	LiYY	Li9YH-11YH
Housing Color	orange	black
<b>Environmental conditions</b>		
Protection class (IEC 60529)	IP 65, IP 67, IP 68	IP 65, IP 67, IP 68, IP 69K
Temperature range	-25°C to +90°C (connector)/+70°C (cable)	-25 °C to +90 °C (UL: +80 °C)
<b>Inflammability class</b>		
Cable	fire resist. IEC 60332-1	fire resist. IEC 332-2
<b>Approvals</b>		
UL	UL version on request	UL



Type	E12-AC3A1B-HA0200C1-XA500-AC
Order No.	934 552-007
	
	Angled cable socket, with integrally molded lead, self-securing screw locking
<b>Product description</b>	
Other standard types	cable length 5 m: order no. 934 552-008
Cable material	PUR
Cable color	orange
Cable type	Li9YH-11YH
Housing Color	orange
<b>Environmental conditions</b>	
Protection class (IEC 60529)	IP 65, IP 67, IP 68, IP 69K
Temperature range	-25 °C to +90 °C (UL: +80 °C)
<b>Inflammability class</b>	
Cable	fire resist. IEC 332-2
<b>Approvals</b>	
UL	UL

# CIRCULAR CONNECTORS E-SERIES M12

 with screw locking > Angled cable socket with integrally molded lead


Type		E12-AC4A1A-AD0200C1-XA500-AC
Order No.	934 552-009	
		
Product description		Angled cable socket, with integrally molded lead, self-securing screw locking
Other standard types		cable length 5 m: order no. 934 552-010; cable length 10 m: order no. 934 552-035
Type of contact	female	
Number of contacts	4	
Cable material	PVC	
Cable color	black	
Cable length	2 m	
Conductor size	0.34 mm <sup>2</sup>	
Cable specification	high flexible lead	
Cable type	LIYY	
Standard	IEC 61076-2-101 (Ed. 1)/ IEC 60947-5-2	
Housing Color	black	
Drawing		
Technical data		
Wire stranding	42 x 0.1	
Rated voltage	AC/DC 250 V	
Rated current	4 A	
Material		
Contact material	Cu Sn 6	
Contact surface material	Au	
Contact bearer material	PUR	
Housing material	PUR	
Coupling nut material	Zn Al/Ni	
O-Ring	Viton	
Environmental conditions		
Protection class (IEC 60529)	IP 65, IP 67, IP 68	
Pollution severity	3	
Temperature range	-25°C to +90°C (connector)/+70°C (cable)	
Inflammability class		
Cable	fire resist. IEC 60332-1	
Contact bearer	complies with 94 HB	
Approvals		
UL	UL version on request	
Packing unit		
Packaging unit	50 pieces	
Scope of delivery and accessories		
Accessories to order separately	protective cap M 12 VS, order no. 734 209-100	


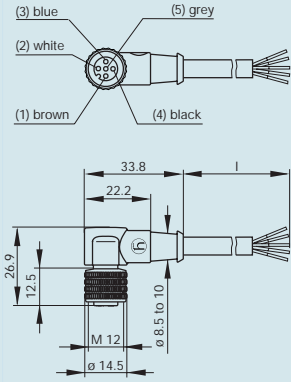
 Angled cable socket with integrally molded lead > Versions


Type	E12-AC4A1B-CB0200C1-XA500-AC	E12-AC4A1A-FB0200C1-XA500-AC
Order No.	934 552-011	934 552-013
		
	Angled cable socket, with integrally molded lead, self-securing screw locking	Angled cable socket, with integrally molded lead, self-securing screw locking
<b>Product description</b>		
Other standard types	cable length 5 m: order no. 934 552-012	cable length 5 m: order no. 934 552-014; cable length 10 m: order no. 934 552-036
Cable material	PVC	PUR
Cable color	orange	black
Cable type	LiYY	Li9YH-11YH
Housing Color	orange	black
<b>Environmental conditions</b>		
Protection class (IEC 60529)	IP 65, IP 67, IP 68	IP 65, IP 67, IP 68, IP 69K
Temperature range	-25 °C to +90 °C (connector)/+70 °C (cable)	-25 °C to +90 °C (UL: +80 °C)
<b>Inflammability class</b>		
Cable	fire resist. IEC 60332-1	fire resist. IEC 332-2
<b>Approvals</b>		
UL	UL version on request	UL



Type	E12-AC4A1B-HB0200C1-XA500-AC
Order No.	934 552-015
	
	Angled cable socket, with integrally molded lead, self-securing screw locking
<b>Product description</b>	
Other standard types	cable length 5 m: order no. 934 552-016
Cable material	PUR
Cable color	orange
Cable type	Li9YH-11YH
Housing Color	orange
<b>Environmental conditions</b>	
Protection class (IEC 60529)	IP 65, IP 67, IP 68, IP 69K
Temperature range	-25 °C to +90 °C (UL: +80 °C)
<b>Inflammability class</b>	
Cable	fire resist. IEC 332-2
<b>Approvals</b>	
UL	UL

# CIRCULAR CONNECTORS E-SERIES M12

 with screw locking > Angled cable socket with integrally moulded lead


Type		E12-AC5A1A-AE0200C1-XA500-AC
Order No.	934 552-017	
		
		Angled cable socket, with integrally moulded lead, self-securing screw locking
<b>Product description</b> Other standard types		cable length 5 m: order no. 934 552-018; cable length 10 m: order no. 934 552-037
Type of contact	spring loaded socket	
Number of contacts	5	
Cable material	PVC	
Cable color	black	
Cable length	2 m	
Conductor size	0.34 mm <sup>2</sup>	
Cable specification	high flexible lead	
Cable type	LIYY	
Standard	IEC 61076-2-101 (Ed.1)	
Housing Color	black	
<b>Drawing</b>		
<b>Technical data</b>		
Wire stranding	42 x 0.1	
Rated voltage	AC/DC 60 V	
Rated current	4 A	
<b>Material</b>		
Contact material	Cu Sn 6	
Contact surface material	Au	
Contact bearer material	PUR	
Housing material	PUR	
Coupling nut material	Zn Al/Ni	
O-Ring	Viton	
<b>Environmental conditions</b>		
Protection class (IEC 60529)	IP 65, IP 67, IP 68	
Pollution severity	3	
Temperature range	-25 °C to +70 °C	
<b>Inflammability class</b>		
Cable	fire resist. IEC 60332-1	
Contact bearer	complies with 94 HB	
<b>Approvals</b>		
UL	UL version on request	
<b>Packing unit</b>		
Packaging unit	50 pieces	
<b>Scope of delivery and accessories</b>		
Accessories to order separately	locking cap M 12 VS, order no. 734 209-100	


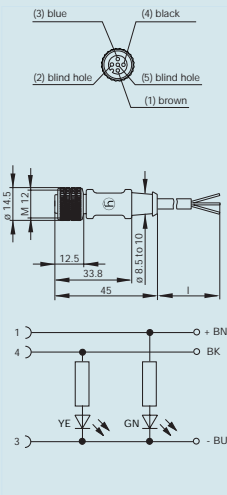
 Angled cable socket with integrally molded lead > Versions


Type	E12-AC5A1B-CC0200C1-XA500-AC	E12-AC5A1A-FC0200C1-XA500-AC
Order No.	934 552-019	934 552-021
		
	Angled cable socket, with integrally moulded lead, self-securing screw locking	Angled cable socket, with integrally moulded lead, self-securing screw locking
<b>Product description</b>		
Other standard types	cable length 5 m: order no. 934 552-020	cable length 5 m: order no. 934 552-022; cable length 10 m: order no. 934 552-038
Cable material	PVC	PUR
Cable color	orange	black
Cable type	LiYY	Li9YH-11YH
Housing Color	orange	black
<b>Environmental conditions</b>		
Protection class (IEC 60529)	IP 65, IP 67, IP 68	IP 65, IP 67, IP 68, IP 69K
Temperature range	-25 °C to +70 °C	-25 °C to +90 °C (UL: +80 °C)
<b>Inflammability class</b>		
Cable	fire resist. IEC 60332-1	fire resist. IEC 332-2
<b>Approvals</b>		
UL	UL version on request	UL


Type	E12-AC5A1B-HC0200C1-XA500-AC
Order No.	934 552-023
	
	Angled cable socket, with integrally moulded lead, self-securing screw locking
<b>Product description</b>	
Other standard types	cable length 5 m: order no. 934 552-024
Cable material	PUR
Cable color	orange
Cable type	Li9YH-11YH
Housing Color	orange
<b>Environmental conditions</b>	
Protection class (IEC 60529)	IP 65, IP 67, IP 68, IP 69K
Temperature range	-25 °C to +90 °C (UL: +80 °C)
<b>Inflammability class</b>	
Cable	fire resist. IEC 332-2
<b>Approvals</b>	
UL	UL

# CIRCULAR CONNECTORS E-SERIES M12

 with screw locking > Straight cable socket with integrally molded lead and LED


Type	E12-AAAA1X-AC0200C1-XA500-AC
Order No.	934 551-025 
<b>Product description</b> Other standard types  Type of contact Number of contacts Cable material Cable color Cable length Conductor size Cable specification Cable type Standard Housing Color	Straight cable socket, with integrally moulded lead, self-securing screw locking, LED display  cable length 5 m: order no. 934 551-026; cable length 10 m: order no. 934 551-039 spring loaded socket 3 PVC black 2 m 0.34 mm <sup>2</sup> high flexible lead LIYY IEC 61076-2-101 (Ed.1) transparent
<b>Description of Wiring</b> Circuit LED color	PNP/normally open LED green = power, LED yellow = switch state
<b>Drawing</b>	
<b>Technical data</b> Wire stranding Rated voltage Rated current	42 x 0.1 DC 10 V to 30 V 4 A
<b>Material</b> Contact material Contact surface material Contact bearer material Housing material Coupling nut material O-Ring	Cu Sn 6 Au PUR PUR Zn Al/Ni Viton
<b>Environmental conditions</b> Protection class (IEC 60529) Pollution severity Temperature range	IP 65, IP 67, IP 68 3 -25 °C to +70 °C
<b>Inflammability class</b> Cable Contact bearer	fire resist. IEC 60332-1 complies with 94 HB
<b>Approvals</b> UL	UL version on request
<b>Packing unit</b> Packaging unit	50 pieces
<b>Scope of delivery and accessories</b> Accessories to order separately	locking cap M 12 VS, order no. 734 209-100


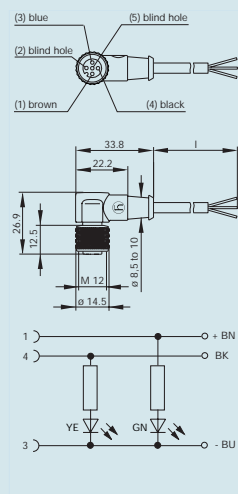
 Straight cable socket with integrally molded lead and LED > Versions

Type	E12-AAAA1X-CA0200C1-XA500-AC	E12-AAAA1X-FA0200C1-XA500-AC
Order No.	934 551-027	934 551-029
		
	Straight cable socket, with integrally moulded lead, self-securing screw locking, LED display	Straight cable socket, with integrally moulded lead, self-securing screw locking, LED display
<b>Product description</b>		
Other standard types	cable length 5 m: order no. 934 551-028	cable length 5 m: order no. 934 551-030
Cable material	PVC	PUR
Cable color	orange	black
Cable type	LiYY	Li9YH-11YH
<b>Environmental conditions</b>		
Protection class (IEC 60529)	IP 65, IP 67, IP 68	IP 65, IP 67, IP 68, IP 69K
Temperature range	-25 °C to +70 °C	-25 °C to +90 °C (UL: +80 °C)
<b>Inflammability class</b>		
Cable	fire resist. IEC 60332-1	fire resist. IEC 332-2
<b>Approvals</b>		
UL	UL version on request	UL


Type	E12-AAAA1X-HA0200C1-XA500-AC
Order No.	934 551-031
	
	Straight cable socket, with integrally moulded lead, self-securing screw locking, LED display
<b>Product description</b>	
Other standard types	cable length 5 m: order no. 934 551-032
Cable material	PUR
Cable color	orange
Cable type	Li9YH-11YH
<b>Environmental conditions</b>	
Protection class (IEC 60529)	IP 65, IP 67, IP 68, IP 69K
Temperature range	-25 °C to +90 °C (UL: +80 °C)
<b>Inflammability class</b>	
Cable	fire resist. IEC 332-2
<b>Approvals</b>	
UL	UL

# CIRCULAR CONNECTORS E-SERIES M12

 with screw locking > Straight cable socket with integrally molded lead and LED

<b>Type</b> E12-ACAA1X-AC0200C1-XA500-AC	
Order No.	934 552-025
	 <p>Angled cable socket, with integrally moulded lead, self-securing screw locking, LED display</p>
<b>Product description</b>	
Other standard types	cable length 5 m: order no. 934 552-026
Type of contact	spring loaded socket
Number of contacts	3
Cable material	PVC
Cable color	black
Cable length	2 m
Conductor size	0.34 mm <sup>2</sup>
Cable specification	high flexible lead
Cable type	LiYY
Standard	IEC 61076-2-101 (Ed.1)
Housing Color	transparent
<b>Description of Wiring</b>	
Circuit	PNP/normally open
LED color	LED green = power, LED yellow = switch state
<b>Drawing</b>	
<b>Technical data</b>	
Wire stranding	42 x 0.1
Rated voltage	DC 10 V to 30 V
Rated current	4 A
<b>Material</b>	
Contact material	Cu Sn 6
Contact surface material	Au
Contact bearer material	PUR
Housing material	PUR
Coupling nut material	Zn Al/Ni
O-Ring	Viton
<b>Environmental conditions</b>	
Protection class (IEC 60529)	IP 65, IP 67, IP 68
Pollution severity	3
Temperature range	-25 °C to +70 °C
<b>Inflammability class</b>	
Cable	fire resist. IEC 60332-1
Contact bearer	complies with 94 HB
<b>Approvals</b>	
UL	UL version on request
<b>Packing unit</b>	
Packaging unit	50 pieces
<b>Scope of delivery and accessories</b>	
Accessories to order separately	locking cap M 12 VS, order no. 734 209-100





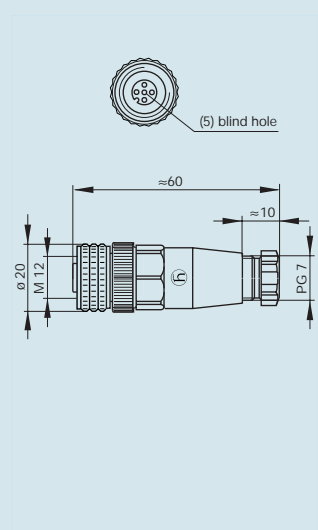
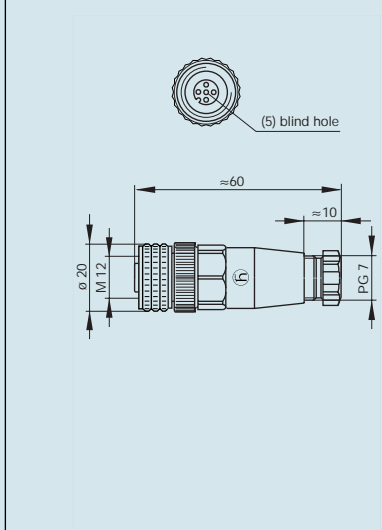
 Straight cable socket with integrally molded lead and LED > Versions




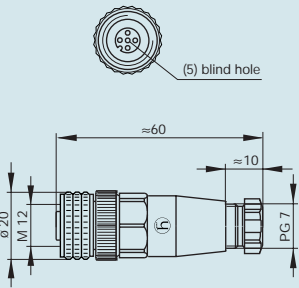
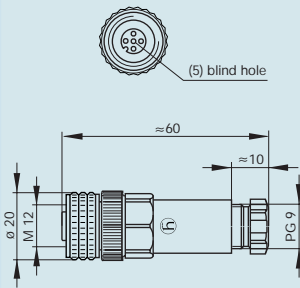
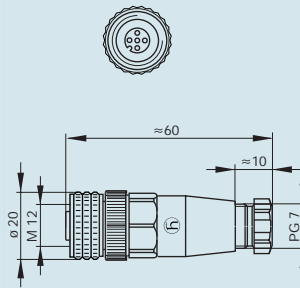
Type	E12-ACAA1X-CA0200C1-XA500-AC	E12-ACAA1X-FA0200C1-XA500-AC
Order No.	934 552-027	934 552-029
		
	Angled cable socket, with integrally moulded lead, self-securing screw locking, LED display	Angled cable socket, with integrally moulded lead, self-securing screw locking, LED display
<b>Product description</b>		
Other standard types	cable length 5 m: order no. 934 552-028	cable length 5 m: order no. 934 552-030
Cable material	PVC	PUR
Cable color	orange	black
Cable type	LiYY	Li9YH-11YH
<b>Description of Wiring</b>		
LED color	LED green = power,LED yellow = switch state	LED green = power,LED yellow = switch state
<b>Environmental conditions</b>		
Protection class (IEC 60529)	IP 65, IP 67, IP 68	IP 65, IP 67, IP 68, IP 69K
Temperature range	-25 °C to +70 °C	-25 °C to +90 °C (UL: +80 °C)
<b>Inflammability class</b>		
Cable	fire resist. IEC 60332-1	fire resist. IEC 332-2
<b>Approvals</b>		
UL	UL version on request	UL

Type	E12-ACAA1X-HA0200C1-XA500-AC
Order No.	934 552-031
	
	Angled cable socket, with integrally moulded lead, self-securing screw locking, LED display
<b>Product description</b>	
Other standard types	cable length 5 m: order no. 934 552-032
Cable material	PUR
Cable color	orange
Cable type	Li9YH-11YH
<b>Description of Wiring</b>	
LED color	LED green = power,LED yellow = switch state
<b>Environmental conditions</b>	
Protection class (IEC 60529)	IP 65, IP 67, IP 68, IP 69K
Temperature range	-25 °C to +90 °C (UL: +80 °C)
<b>Inflammability class</b>	
Cable	fire resist. IEC 332-2
<b>Approvals</b>	
UL	UL

# CIRCULAR CONNECTORS E-SERIES M12


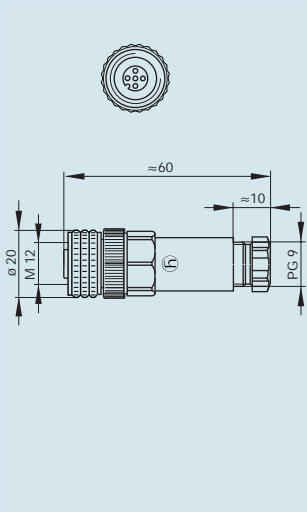
with screw locking > Straight cable socket, self-assembled

Type	ELKA 4012 PG7 schwarz/black	ELKA 4012 PG7 transparent/topas
Order No.	933 139-100	933 210-199
	 <p>Straight cable socket, unassembled, strain relief by means of clamping cage</p>	 <p>Straight cable socket, unassembled, strain relief by means of clamping cage, electronic insert (LED display) may be fitted</p>
<b>Product description</b>		
Type of contact	female	female
Number of contacts	4	4
Cable gland	PG 7	PG 7
Standard	IEC 61076-2-101 (Ed. 1)/ IEC 60947-5-2	IEC 61076-2-101 (Ed. 1)/ IEC 60947-5-2
Housing Color	black	transparent
<b>Drawing</b>		
<b>Technical data</b>		
Rated voltage	AC/DC 250 V	AC/DC 250 V
Rated current	4 A	4 A
Type of termination	screw	screw
Suitable cables	diameter 4 mm to 6 mm, max. 0.75 mm <sup>2</sup>	diameter 4 mm to 6 mm, max. 0.75 mm <sup>2</sup>
<b>Material</b>		
Contact material	Cu Zn	Cu Zn
Contact surface material	Sn	Sn
Contact bearer material	PA	PA
Housing material	PA	PA
Coupling nut material	Zn Al/Ni	Zn Al/Ni
O-Ring	NBR	NBR
<b>Environmental conditions</b>		
Protection class (IEC 60529)	IP 67	IP 67
Pollution severity	3	3
Temperature range	-25 °C to +90 °C	-25 °C to +90 °C
<b>Inflammability class</b>		
Housing	94 V-2	94 V-2
Contact bearer	94 V-2	94 V-2
<b>Packing unit</b>		
Packaging unit	100 pieces	100 pieces
<b>Scope of delivery and accessories</b>		
Accessories to order separately	protective cap M12 VS, order no. 734 209-100	protective cap M12 VS, order no. 734 209-100; LED insert E 2 LED PNP, order no. 933 405-001

ELKA 4012 K PG7	ELKA 4012 PG9	ELKA 5012 PG7
<p>933 725-100</p>  <p>Straight cable socket, unassembled, strain relief by means of clamping cage, plastic coupling nut</p>	<p>933 169-100</p>  <p>Straight cable socket, unassembled, strain relief by means of clamping cage</p>	<p>933 170-100</p>  <p>Straight cable socket, unassembled, strain relief by means of clamping cage</p>
<p>female 4 PG 7 IEC 61076-2-101 (Ed. 1)/ IEC 60947-5-2 black</p>	<p>female 4 PG 9 IEC 61076-2-101 (Ed. 1)/ IEC 60947-5-2 black</p>	<p>female 5 PG 7 IEC 61076-2-101 (Ed. 1)/ IEC 60947-5-2 black</p>
		
<p>AC/DC 250 V 4 A screw diameter 4 mm to 6 mm, max. 0.75 mm<sup>2</sup></p>	<p>AC/DC 250 V 4 A screw diameter 6 mm to 8 mm, max. 0.75 mm<sup>2</sup></p>	<p>AC/DC 50 V 4 A screw diameter 4 mm to 6 mm, max. 0.75 mm<sup>2</sup></p>
<p>Cu Zn Sn PA PA PA NBR</p>	<p>Cu Zn Sn PA PA Zn Al/Ni NBR</p>	<p>Cu Zn Sn PA PA Zn Al/Ni NBR</p>
<p>IP 67 3 -25 °C to +90 °C</p>	<p>IP 67 3 -25 °C to +90 °C</p>	<p>IP 67 3 -25 °C to +90 °C</p>
<p>94 V-2 94 V-2</p>	<p>94 V-2 94 V-2</p>	<p>94 V-2 94 V-2</p>
<p>100 pieces</p>	<p>100 pieces</p>	<p>100 pieces</p>
<p>protective cap M12 VS, order no. 734 209-100</p>	<p>protective cap M12 VS, order no. 734 209-100</p>	<p>protective cap M12 VS, order no. 734 209-100</p>



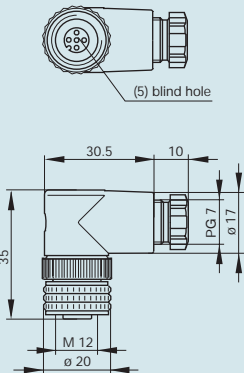
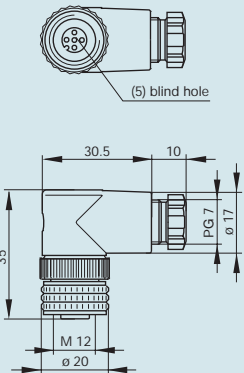
# CIRCULAR CONNECTORS E-SERIES M12

with screw locking > Straight cable socket, self-assembled

Type		ELKA 5012 PG9	
Order No.	933 171-100		
			
		Straight cable socket, unassembled, strain relief by means of clamping cage	
<b>Product description</b>			
Type of contact	female		
Number of contacts	5		
Cable gland	PG 9		
Standard	IEC 61076-2-101 (Ed. 1)/ IEC 60947-5-2		
Housing Color	black		
<b>Drawing</b>			
			
<b>Technical data</b>			
Rated voltage	AC/DC 50 V		
Rated current	4 A		
Type of termination	screw		
Suitable cables	diameter 6 mm to 8 mm, max. 0.75 mm <sup>2</sup>		
<b>Material</b>			
Contact material	Cu Zn		
Contact surface material	Sn		
Contact bearer material	PA		
Housing material	PA		
Coupling nut material	Zn Al/Ni		
O-Ring	NBR		
<b>Environmental conditions</b>			
Protection class (IEC 60529)	IP 67		
Pollution severity	3		
Temperature range	-25 °C to +90 °C		
<b>Inflammability class</b>			
Housing	94 V-2		
Contact bearer	94 V-2		
<b>Packing unit</b>			
Packaging unit	100 pieces		
<b>Scope of delivery and accessories</b>			
Accessories to order separately	protective cap M12 VS, order no. 734 209-100		



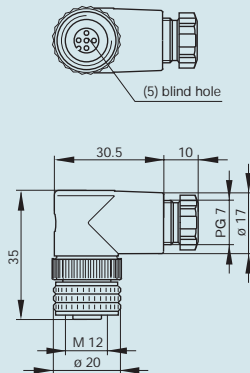
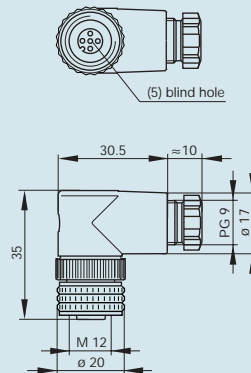
# CIRCULAR CONNECTORS E-SERIES M12

with screw locking > Angled cable socket, self-assembled

Type	ELWIKA 4012 PG7 schwarz/black	ELWIKA 4012 PG7 transparent/
Order No.	933 172-100	933 173-199
	 <p>Angled cable socket, unassembled, strain relief by means of clamping cage</p>	 <p>Angled cable socket, unassembled, strain relief by means of clamping cage, electronic insert (LED display) may be fitted</p>
<b>Product description</b>		
Type of contact	female	female
Number of contacts	4	4
Cable gland	PG 7	PG 7
Standard	IEC 61076-2-101 (Ed. 1)/ IEC 60947-5-2	IEC 61076-2-101 (Ed. 1)/ IEC 60947-5-2
Housing Color	black	transparent
<b>Drawing</b>		
		
<b>Technical data</b>		
Rated voltage	AC/DC 250 V	AC/DC 250 V
Rated current	4 A	4 A
Type of termination	screw	screw
Suitable cables	diameter 4 mm to 6 mm, max. 0.75 mm <sup>2</sup>	diameter 4 mm to 6 mm, max. 0.75 mm <sup>2</sup>
<b>Material</b>		
Contact material	Cu Zn	Cu Zn
Contact surface material	Sn	Sn
Contact bearer material	PA	PA
Housing material	PA	PA
Coupling nut material	Zn Al/Ni	Zn Al/Ni
O-Ring	NBR	NBR
<b>Environmental conditions</b>		
Protection class (IEC 60529)	IP 67	IP 67
Pollution severity	3	3
Temperature range	-25 °C to +90 °C	-25 °C to +90 °C
<b>Inflammability class</b>		
Housing	94 V-2	94 V-2
Contact bearer	94 V-2	94 V-2
<b>Packing unit</b>		
Packaging unit	100 pieces	100 pieces
<b>Scope of delivery and accessories</b>		
Accessories to order separately	protective cap M12 VS, order no. 734 209-100	protective cap M12 VS, order no. 734 209-100; LED insert E 2 LED PNP, order no. 933 405-001

# CIRCULAR CONNECTORS E-SERIES M12

with screw locking > Angled cable socket, self-assembled

Type	ELWIKA 4012 K PG7	ELWIKA 4012 PG9
Order No.	933 726-100	933 174-100
	 <p>Angled cable socket, unassembled, strain relief by means of clamping cage, plastic coupling nut</p>	 <p>Angled cable socket, unassembled, strain relief by means of clamping cage</p>
<b>Product description</b>		
Type of contact	female	female
Number of contacts	4	4
Cable gland	PG 7	PG 9
Standard	IEC 61076-2-101 (Ed. 1)/ IEC 60947-5-2	IEC 61076-2-101 (Ed. 1)/ IEC 60947-5-2
Housing Color	black	black
<b>Drawing</b>		
<b>Technical data</b>		
Rated voltage	AC/DC 250 V	AC/DC 250 V
Rated current	4 A	4 A
Type of termination	screw	screw
Suitable cables	diameter 4 mm to 6 mm, max. 0.75 mm <sup>2</sup>	diameter 6 mm to 8 mm, max. 0.75 mm <sup>2</sup>
<b>Material</b>		
Contact material	Cu Zn	Cu Zn
Contact surface material	Sn	Sn
Contact bearer material	PA	PA
Housing material	PA	PA
Coupling nut material	PA	Zn Al/Ni
O-Ring	NBR	NBR
<b>Environmental conditions</b>		
Protection class (IEC 60529)	IP 67	IP 67
Pollution severity	3	3
Temperature range	-25 °C to +90 °C	-25 °C to +90 °C
<b>Inflammability class</b>		
Housing	94 V-2	94 V-2
Contact bearer	94 V-2	94 V-2
<b>Packing unit</b>		
Packaging unit	100 pieces	100 pieces
<b>Scope of delivery and accessories</b>		
Accessories to order separately	protective cap M12 VS, order no. 734 209-100	protective cap M12 VS, order no. 734 209-100

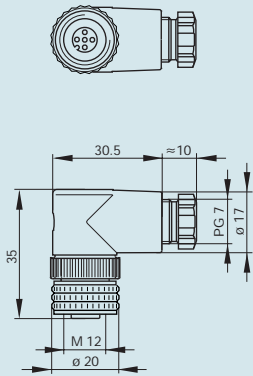
**ELWIKA 5012 PG7**

933 175-100



Angled cable socket, unassembled,  
strain relief by means of clamping cage

female  
5  
PG 7  
IEC 61076-2-101 (Ed. 1)/ IEC 60947-5-2  
black



AC/DC 50 V  
4 A  
screw  
diameter 4 mm to 6 mm, max. 0.75 mm<sup>2</sup>

Cu Zn  
Sn  
PA  
PA  
Zn Al/Ni  
NBR

IP 67  
3  
-25 °C to +90 °C

94 V-2  
94 V-2

100 pieces

protective cap M12 VS,  
order no. 734 209-100

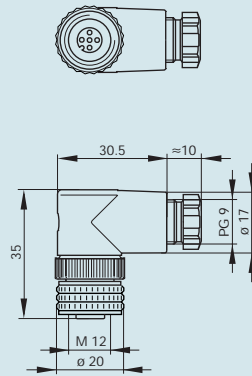
**ELWIKA 5012 PG9**

933 176-100



Angled cable socket, unassembled,  
strain relief by means of clamping cage

female  
5  
PG 9  
IEC 61076-2-101 (Ed. 1)/ IEC 60947-5-2  
black



AC/DC 50 V  
4 A  
screw  
diameter 6 mm to 8 mm, max. 0.75 mm<sup>2</sup>

Cu Zn  
Sn  
PA  
PA  
Zn Al/Ni  
NBR

IP 67  
3  
-25 °C to +90 °C



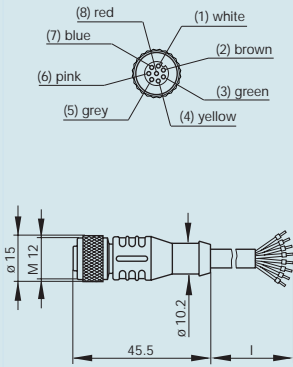
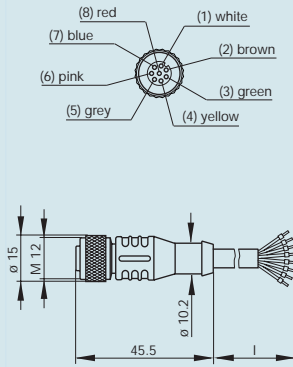
94 V-2  
94 V-2

100 pieces

protective cap M12 VS,  
order no. 734 209-100

# CIRCULAR CONNECTORS E-SERIES M12



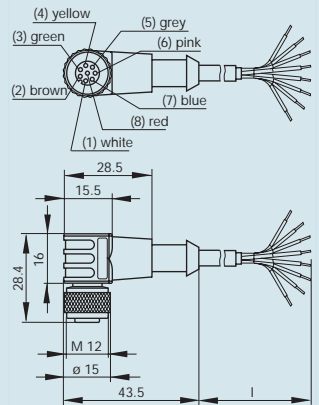
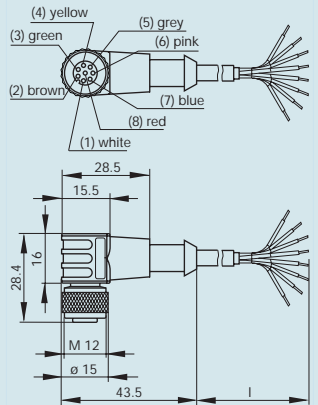
with screw locking > Straight cable socket with integrally molded lead

Type	EF128 PVC8x025L0200 50	EF128 PUR8x025L0200 50
Order No.	934 401-130	934 401-230
		
	Straight cable socket, with integrally moulded lead, self-securing screw locking	Straight cable socket, with integrally moulded lead, self-securing screw locking
<b>Product description</b>		
Other standard types	cable length 5 m: order no. 934 401-131	cable length 5 m: order no. 934 401-231
Type of contact	spring loaded socket	spring loaded socket
Number of contacts	8	8
Cable material	PVC	PUR
Cable color	grey	grey
Cable length	2 m	2 m
Conductor size	0.25 mm <sup>2</sup>	0.25 mm <sup>2</sup>
Cable specification	high flexible lead	high flexible lead
Cable type	LiYY-0	Li9YH-11YH
Standard	IEC 61076-2-101 (Ed.1)	IEC 61076-2-101 (Ed.1)
Housing Color	black	black
<b>Drawing</b>		
<b>Technical data</b>		
Wire stranding	32 x 0.1	32 x 0.1
Rated voltage	AC/DC 30 V	AC/DC 30 V
Rated current	1,5 A	1,5 A
<b>Material</b>		
Contact material	Cu Zn	Cu Zn
Contact surface material	Au	Au
Contact bearer material	PA	PA
Housing material	TPU	TPU
Coupling nut material	Zn Al/Ni	Zn Al/Ni
O-Ring	Viton	Viton
<b>Environmental conditions</b>		
Protection class (IEC 60529)	IP 67	IP 67
Pollution severity	3	3
Temperature range	-30 °C to +90 °C	-30 °C to +90 °C
<b>Inflammability class</b>		
Cable	fire resist.	fire resist.
Contact bearer		
<b>Approvals</b>		
UL	UL pending	UL pending
<b>Packing unit</b>		
Packaging unit	50 pieces	50 pieces
<b>Scope of delivery and accessories</b>		
Accessories to order separately	locking cap M 12 VS, order no. 734 209-100	locking cap M 12 VS, order no. 734 209-100





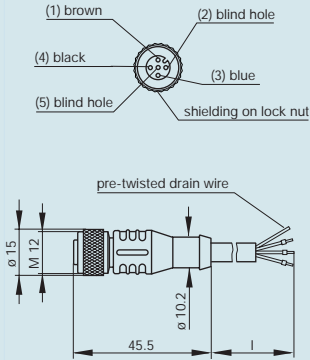
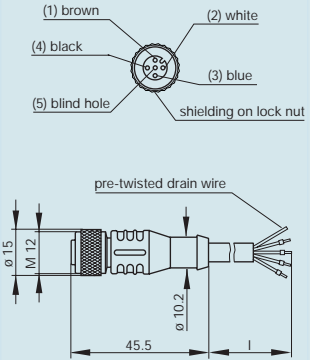
# CIRCULAR CONNECTORS E-SERIES M12

with screw locking > Angled cable socket with integrally molded lead

Type	EWF128 PVC8x025L0200 50	EWF128 PUR8x025L0200 50
Order No.	934 402-130	934 402-230
		
	Angled cable socket, with integrally moulded lead, self-securing screw locking	Angled cable socket, with integrally moulded lead, self-securing screw locking
<b>Product description</b>		
Other standard types	cable length 5 m: order no. 934 402-131	cable length 5 m: order no. 934 402-231
Type of contact	spring loaded socket	spring loaded socket
Number of contacts	8	8
Cable material	PVC	PUR
Cable color	grey	grey
Cable length	2 m	2 m
Conductor size	0.25 mm <sup>2</sup>	0.25 mm <sup>2</sup>
Cable specification	high flexible lead	high flexible lead
Cable type	LiYY-0	Li9YH-11YH
Standard	IEC 61076-2-101 (Ed.1)	IEC 61076-2-101 (Ed.1)
Housing Color	black	black
<b>Drawing</b>		
<b>Technical data</b>		
Wire stranding	32 x 0.1	32 x 0.1
Rated voltage	AC/DC 30 V	AC/DC 30 V
Rated current	1,5 A	1,5 A
<b>Material</b>		
Contact material	Cu Zn	Cu Zn
Contact surface material	Au	Au
Contact bearer material	PA	PA
Housing material	TPU	TPU
Coupling nut material	Zn Al/Ni	Zn Al/Ni
O-Ring	Viton	Viton
<b>Environmental conditions</b>		
Protection class (IEC 60529)	IP 67	IP 67
Pollution severity	3	3
Temperature range	-30 °C to +90 °C	-30 °C to +90 °C
<b>Inflammability class</b>		
Cable	fire resist.	fire resist.
Contact bearer		
<b>Approvals</b>		
UL	UL pending	UL pending
<b>Packing unit</b>		
Packaging unit	50 pieces	50 pieces
<b>Scope of delivery and accessories</b>		
Accessories to order separately	locking cap M 12 VS, order no. 734 209-100	locking cap M 12 VS, order no. 734 209-100

# CIRCULAR CONNECTORS E-SERIES M12

with screw locking > Shielded, straight cable socket with integrally molded lead

Type	EF123S PVC3x034L0200 50	EF124S PVC4x034L0200 50
Order No.	934 501-500	934 501-510
		
	Straight cable socket, shielded, with integrally moulded lead, self-securing screw locking	Straight cable socket, shielded, with integrally moulded lead, self-securing screw locking
<b>Product description</b>		
Type of contact	spring loaded socket	spring loaded socket
Number of contacts	3	4
Cable material	PVC	PVC
Cable color	grey	grey
Cable length	2 m	2 m
Conductor size	0.34 mm <sup>2</sup>	0.34 mm <sup>2</sup>
Cable specification	shielded lead	shielded lead
Cable type	LiYCY	LiYCY
Standard	IEC 61076-2-101 (Ed. 1)/ IEC 60947-5-2	IEC 61076-2-101 (Ed. 1)/ IEC 60947-5-2
Housing Color	black	black
<b>Drawing</b>		
<b>Technical data</b>		
Wire stranding	42 x 0.1	42 x 0.1
Rated voltage	AC/DC 250 V	AC/DC 250 V
Rated current	4 A	4 A
<b>Material</b>		
Contact material	Cu Zn	Cu Zn
Contact surface material	Au	Au
Contact bearer material	PA	PA
Housing material	TPU	TPU
Coupling nut material	Zn Al/Ni	Zn Al/Ni
O-Ring	Viton	Viton
<b>Environmental conditions</b>		
Protection class (IEC 60529)	IP 67	IP 67
Pollution severity	3 / 2	3 / 2
Temperature range	-30 °C to +90 °C	-30 °C to +90 °C
<b>Inflammability class</b>		
Cable	fire resist.	fire resist.
<b>Approvals</b>		
UL	UL pending	UL pending
<b>Packing unit</b>		
Packaging unit	50 pieces	50 pieces
<b>Scope of delivery and accessories</b>		
Accessories to order separately	locking cap M 12 VS, order no. 734 209-100	locking cap M 12 VS, order no. 734 209-100

**EF125S PVC5x025L0200 50**

934 501-520



Straight cable socket, shielded, with integrally moulded lead, self-securing screw locking

spring loaded socket  
5  
PVC  
grey  
2 m  
0.25 mm<sup>2</sup>  
shielded lead  
LiYCY  
IEC 61076-2-101 (Ed. 1)/ IEC 60947-5-2  
black

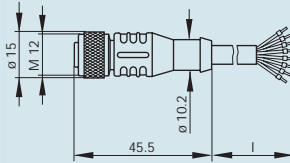
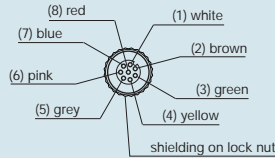
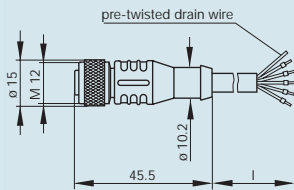
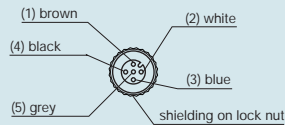
**EF128S PVC8x025L0200 50**

934 501-530



Straight cable socket, shielded, with integrally moulded lead, self-securing screw locking

spring loaded socket  
8  
PVC  
grey  
2 m  
0.25 mm<sup>2</sup>  
shielded lead  
LiYCY  
IEC 61076-2-101 (Ed. 1)/ IEC 60947-5-2  
black



32 x 0.1  
AC/DC 60 V  
4 A

Cu Zn  
Au  
PA  
TPU  
Zn Al/Ni  
Viton

IP 67  
3 / 2  
-30 °C to +90 °C

fire resist.

UL pending

50 pieces

locking cap M 12 VS,  
order no. 734 209-100

32 x 0.1  
AC/DC 30 V  
1,5 A

Cu Zn  
Au  
PA  
TPU  
Zn Al/Ni  
Viton

IP 67  
3 / 2  
-30 °C to +90 °C

fire resist.



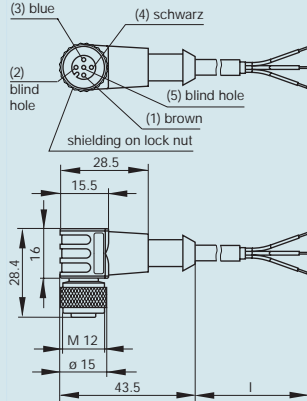
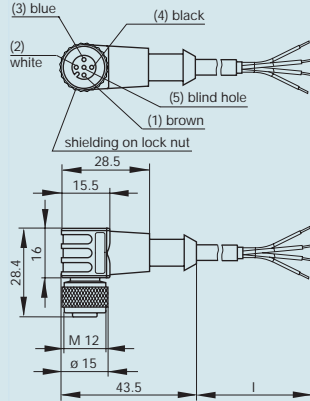
UL pending

50 pieces

locking cap M 12 VS,  
order no. 734 209-100

# CIRCULAR CONNECTORS E-SERIES M12

with screw locking > Shielded, angled cable socket with integrally molded lead

Type	EWF123S PVC3x034L0200 50	EWF124S PVC4x034L0200 50
Order No.	934 502-500	934 502-510
		
	Angled cable socket, shielded, with integrally moulded lead, self-securing scw locking	Angled cable socket, shielded, with integrally moulded lead, self-securing scw locking
<b>Product description</b>		
Type of contact	spring loaded socket	spring loaded socket
Number of contacts	3	4
Cable material	PVC	PVC
Cable color	grey	grey
Cable length	2 m	2 m
Conductor size	0.34 mm <sup>2</sup>	0.34 mm <sup>2</sup>
Cable specification	shielded lead	shielded lead
Cable type	LiYCY	LiYCY
Standard	IEC 61076-2-101 (Ed.1)	IEC 61076-2-101 (Ed.1)
Housing Color	black	black
<b>Drawing</b>		
<b>Technical data</b>		
Wire stranding	42 x 0.1	42 x 0.1
Rated voltage	AC/DC 250 V	AC/DC 250 V
Rated current	4 A	4 A
<b>Material</b>		
Contact material	Cu Zn	Cu Zn
Contact surface material	Au	Au
Contact bearer material	PA	PA
Housing material	TPU	TPU
Coupling nut material	Zn Al/Ni	Zn Al/Ni
O-Ring	Viton	Viton
<b>Environmental conditions</b>		
Protection class (IEC 60529)	IP 67	IP 67
Pollution severity	3 / 2	3 / 2
Temperature range	-30 °C to +90 °C	-30 °C to +90 °C
<b>Inflammability class</b>		
Cable	fire resist.	fire resist.
<b>Approvals</b>		
UL	UL pending	UL pending
<b>Packing unit</b>		
Packaging unit	50 pieces	50 pieces
<b>Scope of delivery and accessories</b>		
Accessories to order separately	locking cap M 12 VS, order no. 734 209-100	locking cap M 12 VS, order no. 734 209-100

**EWF125S PVC5x025L0200 50**

934 502-520



Angled cable socket, shielded, with integrally moulded lead, self-securing scREW locking

spring loaded socket  
5  
PVC  
grey  
2 m  
0.25 mm<sup>2</sup>  
shielded lead  
LiYCY  
IEC 61076-2-101 (Ed.1)  
black

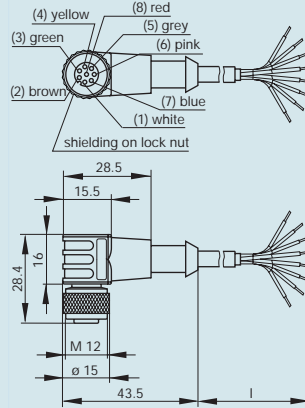
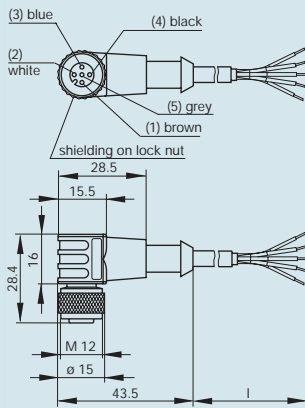
**EWF128S PVC8x025L0200 50**

934 502-530



Angled cable socket, shielded, with integrally moulded lead, self-securing scREW locking

spring loaded socket  
8  
PVC  
grey  
2 m  
0.25 mm<sup>2</sup>  
shielded lead  
LiYCY  
IEC 61076-2-101 (Ed.1)  
black



32 x 0.1  
AC/DC 60 V  
4 A

Cu Zn  
Au  
PA  
TPU  
Zn Al/Ni  
Viton

IP 67  
3 / 2  
-30 °C to +90 °C

fire resist.

UL pending

50 pieces

locking cap M 12 VS,  
order no. 734 209-100

32 x 0.1  
AC/DC 30 V  
1,5 A

Cu Zn  
Au  
PA  
TPU  
Zn Al/Ni  
Viton

IP 67  
3 / 2  
-30 °C to +90 °C

fire resist.



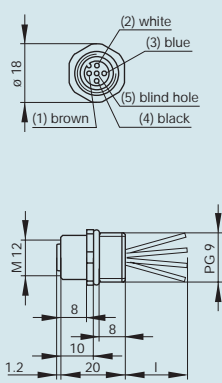
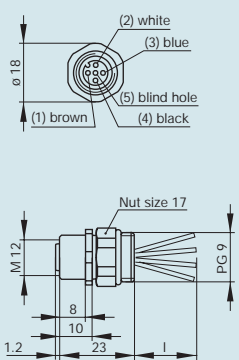
UL pending




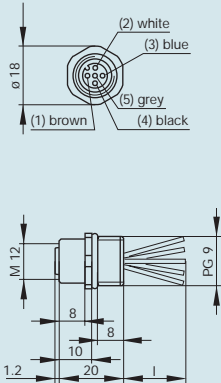
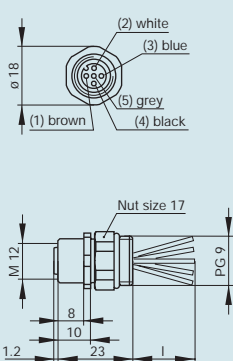
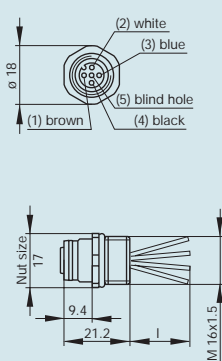
50 pieces

locking cap M 12 VS,  
order no. 734 209-100

# CIRCULAR CONNECTORS E-SERIES M12


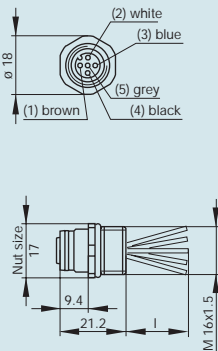
with screw locking > Appliance socket for front panel - front panel mounting

Type	ELKE 412 PG9 Sn	ELKE 412 PG9 P Au
Order No.	933 039-100	933 044-100
	 <p>Screw-in appliance socket, PG 9 front mounting thread, with wire ends, screw locking, O-ring included</p>	 <p>Screw-in appliance socket, PG 9 front mounting thread, with wire ends, screw locking, coding with adjusting nut, re-positionable, O-ring included</p>
<b>Product description</b>		
Type of contact	female	female
Number of contacts	4	4
Cable material	PVC	PVC
Cable length	0.2 m	0.2 m
Conductor size	0.34 mm <sup>2</sup>	0.34 mm <sup>2</sup>
Standard	IEC 61076-2-101 (Ed. 1)/ IEC 60947-5-2	IEC 61076-2-101 (Ed. 1)/ IEC 60947-5-2
Housing Color	metallic	metallic
<b>Drawing</b>		
<b>Technical data</b>		
Wire stranding	7 x 0.25 mm	7 x 0.25 mm
Rated voltage	AC/DC 250 V	AC/DC 250 V
Rated current	4 A	4 A
<b>Material</b>		
Contact material	Cu Zn	Cu Zn
Contact surface material	Sn	Au
Contact bearer material	PA	PA
Housing material	Cu Zn/Ni	Cu Zn/Ni
O-Ring	NBR	NBR
<b>Environmental conditions</b>		
Protection class (IEC 60529)	IP 67	IP 67
Pollution severity	3	3
Temperature range	-25 °C to +90 °C	-25 °C to +90 °C
<b>Inflammability class</b>		
Contact bearer	94 V-2	94 V-2
<b>Approvals</b>		
UL	UL	UL
<b>Packing unit</b>		
Packaging unit	100 pieces	100 pieces
<b>Scope of delivery and accessories</b>		
Accessories to order separately	protective cap M12 VS, order no. 734 209-100; fastening nut ELST M PG9, order no. 733 877-001	protective cap M12 VS, order no. 734 209-100

ELKE 512 PG9 Au	ELKE 512 PG9 P Au	EF12M4FIX Au
<p>933 040-100</p>  <p>Screw-in appliance socket, PG 9 front mounting thread, with wire ends, screw locking, O-ring included</p>	<p>933 045-100</p>  <p>Screw-in appliance socket, PG 9 front mounting thread, with wire ends, screw locking, coding with adjusting nut, re-positionable, O-ring included</p>	<p>934 450-001</p>  <p>Screw-in appliance socket, M16 x 1,5 front mounting thread, with wire ends, screw- /M12 push-pull snap locking, O-ring included</p>
<p>female 5 PVC 0.2 m 0.34 mm<sup>2</sup> IEC 61076-2-101 (Ed. 1)/ IEC 60947-5-2 metallic</p>	<p>female 5 PVC 0.2 m 0.34 mm<sup>2</sup> IEC 61076-2-101 (Ed. 1)/ IEC 60947-5-2 metallic</p>	<p>female 4 PVC 0.2 m 0.34 mm<sup>2</sup> IEC 61076-2-101 (Ed. 1)/ IEC 60947-5-2 metallic</p>
		
<p>7 x 0.25 mm AC/DC 50 V 4 A</p>	<p>7 x 0.25 mm AC/DC 50 V 4 A</p>	<p>7 x 0.25 mm AC/DC 250 V 4 A</p>
<p>Cu Zn Au PA Cu Zn/Ni NBR</p>	<p>Cu Zn Au PA Cu Zn/Ni NBR</p>	<p>Cu Zn Au PA Cu Zn/Ni Viton</p>
<p>IP 67 3 -25 °C to +90 °C</p>	<p>IP 67 3 -25 °C to +90 °C</p>	<p>IP 67 3 -25 °C to +90 °C</p>
<p>94 V-2</p>	<p>94 V-2</p>	<p>94 V-2</p>
<p>UL</p>	<p>UL</p>	<p>UL pending</p>
<p>100 pieces</p>	<p>100 pieces</p>	<p>100 pieces</p>
<p>protective cap M12 VS, order no. 734 209-100; fastening nut ELST M PG9, order no. 733 877-001</p>	<p>protective cap M12 VS, order no. 734 209-100</p>	<p>protective cap M12 VS, order no. 734 209-100; fastening nut ELST M M16, order no. 735 413-002</p>

# CIRCULAR CONNECTORS E-SERIES M12


with screw locking > Appliance socket for front panel - front panel mounting

<b>Type</b>		<b>EF12M5FIX Au</b>
Order No.	934 450-201	
		 <p>Screw-in appliance socket, M16 x 1,5 front mounting thread, with wire ends, screw- /M12 push-pull snap locking, O-ring included</p>
<b>Product description</b>		
Type of contact	female	
Number of contacts	5	
Cable material	PVC	
Cable length	0.2 m	
Conductor size	0.34 mm <sup>2</sup>	
Standard	IEC 61076-2-101 (Ed. 1)/ IEC 60947-5-2	
Housing Color	metallic	
<b>Drawing</b>		
<b>Technical data</b>		
Wire stranding	7 x 0.25 mm	
Rated voltage	AC/DC 50 V	
Rated current	4 A	
<b>Material</b>		
Contact material	Cu Zn	
Contact surface material	Au	
Contact bearer material	PA	
Housing material	Cu Zn/Ni	
O-Ring	Viton	
<b>Environmental conditions</b>		
Protection class (IEC 60529)	IP 67	
Pollution severity	3	
Temperature range	-25 °C to +90 °C	
<b>Inflammability class</b>		
Contact bearer	94 V-2	
<b>Approvals</b>		
UL	UL pending	
<b>Packing unit</b>		
Packaging unit	100 pieces	
<b>Scope of delivery and accessories</b>		
Accessories to order separately	protective cap M12 VS, order no. 734 209-100; fastening nut ELST M M16, order no. 735 413-002	





# CIRCULAR CONNECTORS E-SERIES M12




with screw locking > Appliance socket for front panel - back-wall mounting

Type	EF12H4AFIX Au	EF12HL4AFIX Au
Order No.	934 537-001	934 537-002
	 <p>Appliance socket for front panel and back-wall mounting with wire ends; front mounting thread M16 x 1.5; screw- / M12 push-pull Fast-Lock; O-Ring included</p>	 <p>Appliance socket for front panel and back-wall mounting with circuit board pins; front mounting thread M16 x 1.5; screw- / M12 push-pull Fast-Lock; O-Ring included</p>
<b>Product description</b>		
Type of contact	female	female
Number of contacts	4	4
Cable material	PVC	PVC
Cable length	0.2 m	0.2 m
Conductor size	0.34 mm <sup>2</sup>	0.34 mm <sup>2</sup>
Standard	IEC 61076-2-101 (Ed. 1)/ IEC 60947-5-2	IEC 61076-2-101 (Ed. 1)/ IEC 60947-5-2
Housing Color	metallic	metallic
<b>Technical data</b>		
Wire stranding	7 x 0.25 mm	7 x 0.25 mm
Rated voltage	AC/DC 250 V	AC/DC 250 V
Rated current	4 A	4 A
<b>Material</b>		
Contact material	Cu Zn	Cu Zn
Contact surface material	Au	Au
Contact bearer material	PA	PA
Housing material	Cu Zn/Ni	Cu Zn/Ni
O-Ring	Viton	Viton
<b>Environmental conditions</b>		
Protection class (IEC 60529)	IP 67	IP 67
Pollution severity	3	3
Temperature range	-25 °C to +90 °C	-25 °C to +90 °C
<b>Inflammability class</b>		
Contact bearer	94 V-2	94 V-2
<b>Approvals</b>		
UL	UL pending	UL pending
<b>Packing unit</b>		
Packaging unit	100 pieces	100 pieces
<b>Scope of delivery and accessories</b>		
Accessories to order separately	Fastening nut ELST M M16, Order No. 735 413-001	Fastening nut ELST M M16, Order No. 735 413-001

# CIRCULAR CONNECTORS E-SERIES M12


with screw locking > Appliance socket for front panel - back-wall mounting

Type	EF12H5AFIX Au	EF12HL5AFIX Au
Order No.	934 537-201	934 537-202
	 <p>Appliance connector for front panel and back-wall mounting with wire ends; front mounting thread M16 x 1.5; screw- / M12 push-pull Fast-Lock; O-Ring included</p>	 <p>Appliance socket for front panel and back-wall mounting with circuit board pins; front mounting thread M16 x 1.5; screw- / M12 push-pull Fast-Lock; O-Ring included</p>
<b>Product description</b>		
Type of contact	female	female
Number of contacts	5	5
Cable material	PVC	PVC
Cable length	0.2 m	0.2 m
Conductor size	0.34 mm <sup>2</sup>	0.34 mm <sup>2</sup>
Standard	IEC 61076-2-101 (Ed. 1)/ IEC 60947-5-2	IEC 61076-2-101 (Ed. 1)/ IEC 60947-5-2
Housing Color	metallic	metallic
<b>Technical data</b>		
Wire stranding	7 x 0.25 mm	7 x 0.25 mm
Rated voltage	AC/DC 50 V	AC/DC 50 V
Rated current	4 A	4 A
<b>Material</b>		
Contact material	Cu Zn	Cu Zn
Contact surface material	Au	Au
Contact bearer material	PA	PA
Housing material	Cu Zn/Ni	Cu Zn/Ni
O-Ring	Viton	Viton
<b>Environmental conditions</b>		
Protection class (IEC 60529)	IP 67	IP 67
Pollution severity	3	3
Temperature range	-25 °C to +90 °C	-25 °C to +90 °C
<b>Inflammability class</b>		
Contact bearer	94 V-2	94 V-2
<b>Approvals</b>		
UL	UL pending	UL pending
<b>Packing unit</b>		
Packaging unit	100 pieces	100 pieces
<b>Scope of delivery and accessories</b>		
Accessories to order separately	Fastening nut ELST M M16, Order No. 735 413-001	Fastening nut ELST M M16, Order No. 735 413-001

EF12H5BFIX Au	EF12HL5BFIX Au	EF12H4DFIX Au
<p>934 537-211</p> 	<p>934 537-212</p> 	<p>934 537-021</p> 
<p>Appliance connector for front panel and back-wall mounting with wire ends; front mounting thread M16 x 1.5; screw- / M12 push-pull Fast-Lock; O-Ring included; B-coded</p>	<p>Appliance socket for front panel and back-wall mounting with circuit board pins; front mounting thread M16 x 1.5; screw- / M12 push-pull Fast-Lock; O-Ring included, B-coded</p>	<p>Appliance socket for front panel and back-wall mounting with wire ends; front mounting thread M16 x 1.5; screw- / M12 push-pull Fast-Lock; O-Ring included, D-coded</p>
<p>female 5 PVC 0.2 m 0.34 mm<sup>2</sup> IEC 61076-2-101 (Ed. 1)/ IEC 60947-5-2 metallic</p>	<p>female 5 PVC 0.2 m 0.34 mm<sup>2</sup> IEC 61076-2-101 (Ed. 1)/ IEC 60947-5-2 metallic</p>	<p>female 4 PVC 0.2 m 0.34 mm<sup>2</sup> IEC 61076-2-101 (Ed. 1)/ IEC 60947-5-2 metallic</p>
<p>7 x 0.25 mm AC/DC 50 V 4 A</p>	<p>7 x 0.25 mm AC/DC 50 V 4 A</p>	<p>7 x 0.25 mm AC/DC 250 V 4 A</p>
<p>Cu Zn Au PA Cu Zn/Ni Viton</p>	<p>Cu Zn Au PA Cu Zn/Ni Viton</p>	<p>Cu Zn Au PA Cu Zn/Ni Viton</p>
<p>IP 67 3 -25 °C to +90 °C</p>	<p>IP 67 3 -25 °C to +90 °C</p>	<p>IP 67 3 -25 °C to +90 °C</p>
<p>94 V-2</p>	<p>94 V-2</p>	<p>94 V-2</p>
<p>UL pending</p>	<p>UL pending</p>	<p>UL pending</p>
<p>100 pieces</p>	<p>100 pieces</p>	<p>100 pieces</p>
<p>Fastening nut ELST M M16, Order No. 735 413-001</p>	<p>Fastening nut ELST M M16, Order No. 735 413-001</p>	<p>Fastening nut ELST M M16, Order No. 735 413-001</p>

# CIRCULAR CONNECTORS E-SERIES M12


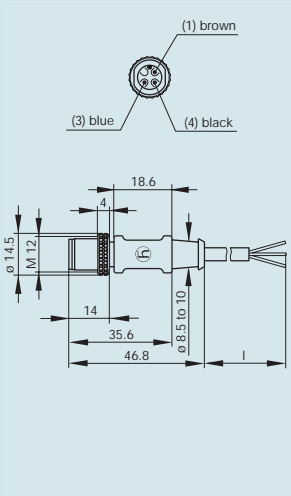
with screw locking > Appliance socket for front panel - back-wall mounting


Type		EF12HL4DFIX Au
Order No.	934 537-022	
		
		Appliance socket for front panel and back-wall mounting with circuit board pins; front mounting thread M16 x 1.5; screw- / M12 push-pull Fast-Lock; O-Ring included; D-coded
Product description		
Type of contact	female	
Number of contacts	4	
Cable material	PVC	
Cable length	0.2 m	
Conductor size	0.34 mm <sup>2</sup>	
Standard	IEC 61076-2-101 (Ed. 1)/ IEC 60947-5-2	
Housing Color	metallic	
Technical data		
Wire stranding	7 x 0.25 mm	
Rated voltage	AC/DC 250 V	
Rated current	4 A	
Material		
Contact material	Cu Zn	
Contact surface material	Au	
Contact bearer material	PA	
Housing material	Cu Zn/Ni	
O-Ring	Viton	
Environmental conditions		
Protection class (IEC 60529)	IP 67	
Pollution severity	3	
Temperature range	-25 °C to +90 °C	
Inflammability class		
Contact bearer	94 V-2	
Approvals		
UL	UL pending	
Packing unit		
Packaging unit	100 pieces	
Scope of delivery and accessories		
Accessories to order separately	Fastening nut ELST M M16, Order No. 735 413-001	





# CIRCULAR CONNECTORS E-SERIES M12

 with screw locking > Straight cable plug with integrally molded lead


<b>Type</b>		<b>E12-AB3A1A-AC0200C1-XA500-AC</b>
Order No.	934 553-001	
		
		Straight cable plug, with integrally molded lead, self-securing screw locking
<b>Product description</b>		
Other standard types	cable length 5 m: order no. 934 553-002	
Type of contact	male	
Number of contacts	3	
Cable material	PVC	
Cable color	black	
Cable length	2 m	
Conductor size	0.34 mm <sup>2</sup>	
Cable specification	high flexible lead	
Cable type	LiYY	
Standard	IEC 61076-2-101 (Ed. 1)/ IEC 60947-5-2	
Housing Color	black	
<b>Drawing</b>		
<b>Technical data</b>		
Pin dimensions	1 mm	
Wire stranding	42 x 0.1	
Rated voltage	AC/DC 250 V	
Rated current	4 A	
<b>Material</b>		
Contact material	Cu Sn 6	
Contact surface material	Au	
Contact bearer material	PUR	
Housing material	PUR	
Coupling nut material	Zn Al/Ni	
<b>Environmental conditions</b>		
Protection class (IEC 60529)	IP 65, IP 67, IP 68	
Pollution severity	3	
Temperature range	-25°C to +90°C (connector)/+70°C (cable)	
<b>Inflammability class</b>		
Cable	fire resist. IEC 60332-1	
Contact bearer	94 HB	
<b>Approvals</b>		
UL	UL version on request	
<b>Packing unit</b>		
Packaging unit	50 pieces	


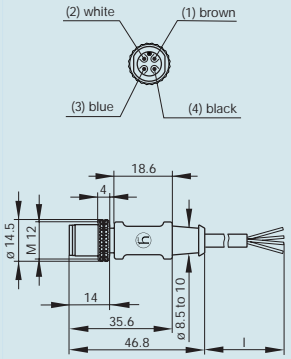
 Straight cable plug with integrally molded lead > Versions

Type	E12-AB3A1B-CA0200C1-XA500-AC	E12-AB3A1A-FA0200C1-XA500-AC
Order No.	934 553-003	934 553-005
		
	Straight cable plug, with integrally molded lead, self-securing screw locking	Straight cable plug, with integrally molded lead, self-securing screw locking
<b>Product description</b>		
Other standard types	cable length 5 m: order no. 934 553-004	cable length 5 m: order no. 934 553-006
Cable material	PVC	PUR
Cable color	orange	black
Cable type	LiYY	Li9YH-11YH
Housing Color	orange	black
<b>Environmental conditions</b>		
Protection class (IEC 60529)	IP 65, IP 67, IP 68	IP 65, IP 67, IP 68, IP 69K
Temperature range	-25°C to +90°C (connector)/+70°C (cable)	-25 °C to +90 °C (UL: +80 °C)
<b>Inflammability class</b>		
Cable	fire resist. IEC 60332-1	fire resist. IEC 332-2
<b>Approvals</b>		
UL	UL version on request	UL


Type	E12-AB3A1B-HA0200C1-XA500-AC
Order No.	934 553-007
	
	Straight cable plug, with integrally molded lead, self-securing screw locking
<b>Product description</b>	
Other standard types	cable length 5 m: order no. 934 553-008
Cable material	PUR
Cable color	orange
Cable type	Li9YH-11YH
Housing Color	orange
<b>Environmental conditions</b>	
Protection class (IEC 60529)	IP 65, IP 67, IP 68, IP 69K
Temperature range	-25 °C to +90 °C (UL: +80 °C)
<b>Inflammability class</b>	
Cable	fire resist. IEC 332-2
<b>Approvals</b>	
UL	UL



# CIRCULAR CONNECTORS E-SERIES M12


 with screw locking > Straight cable plug with integrally molded lead

<b>Type</b>	E12-AB4A1A-AD0200C1-XA500-AC
Order No.	934 553-009 
<b>Product description</b> Other standard types Type of contact Number of contacts Cable material Cable color Cable length Conductor size Cable specification Cable type Standard Housing Color	Straight cable plug, with integrally molded lead, self-securing screw locking  cable length 5 m: order no. 934 553-010 male 4 PVC black 2 m 0.34 mm <sup>2</sup> high flexible lead LiYY IEC 61076-2-101 (Ed. 1)/ IEC 60947-5-2 black
<b>Drawing</b>	
<b>Technical data</b> Pin dimensions Wire stranding Rated voltage Rated current	1 mm 42 x 0.1 AC/DC 250 V 4 A
<b>Material</b> Contact material Contact surface material Contact bearer material Housing material Coupling nut material	Cu Sn 6 Au PUR PUR Zn Al/Ni
<b>Environmental conditions</b> Protection class (IEC 60529) Pollution severity Temperature range	IP 65, IP 67, IP 68 3 -25°C to +90°C (connector)/+70°C (cable)
<b>Inflammability class</b> Cable Contact bearer	fire resist. IEC 60332-1 94 HB
<b>Approvals</b> UL	UL version on request
<b>Packing unit</b> Packaging unit	50 pieces





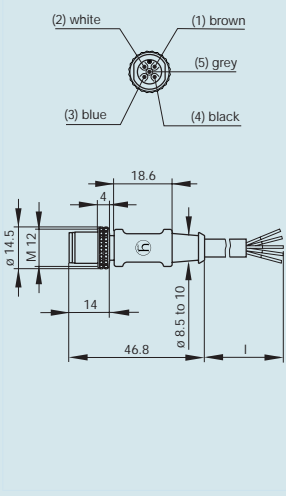
 Straight cable plug with integrally molded lead > Versions


Type	E12-AB4A1B-CB0200C1-XA500-AC	E12-AB4A1A-FB0200C1-XA500-AC
Order No.	934 553-011	934 553-013
		
	Straight cable plug, with integrally molded lead, self-securing screw locking	Straight cable plug, with integrally molded lead, self-securing screw locking
<b>Product description</b>		
Other standard types	cable length 5 m: order no. 934 553-012	cable length 5 m: order no. 934 553-014
Cable material	PVC	PUR
Cable color	orange	black
Cable type	LiYY	Li9YH-11YH
Housing Color	orange	black
<b>Environmental conditions</b>		
Protection class (IEC 60529)	IP 65, IP 67, IP 68	IP 65, IP 67, IP 68, IP 69K
Temperature range	-25 °C to +90 °C (connector)/+70 °C (cable)	-25 °C to +90 °C (UL: +80 °C)
<b>Inflammability class</b>		
Cable	fire resist. IEC 60332-1	fire resist. IEC 332-2
<b>Approvals</b>		
UL	UL version on request	UL



Type	E12-AB4A1B-HB0200C1-XA500-AC
Order No.	934 553-015
	
	Straight cable plug, with integrally molded lead, self-securing screw locking
<b>Product description</b>	
Other standard types	cable length 5 m: order no. 934 553-016
Cable material	PUR
Cable color	orange
Cable type	Li9YH-11YH
Housing Color	orange
<b>Environmental conditions</b>	
Protection class (IEC 60529)	IP 65, IP 67, IP 68, IP 69K
Temperature range	-25 °C to +90 °C (UL: +80 °C)
<b>Inflammability class</b>	
Cable	fire resist. IEC 332-2
<b>Approvals</b>	
UL	UL


# CIRCULAR CONNECTORS E-SERIES M12

 with screw locking > Straight cable plug with integrally molded lead

<b>Type</b> E12-AB5A1A-AE0200C1-XA500-AC	
Order No.	934 553-017
	 <p>Straight cable plug, with integrally moulded lead, self-securing screw locking</p>
<b>Product description</b>	
Other standard types	cable length 5 m: order no. 934 553-018
Type of contact	pin
Number of contacts	5
Cable material	PVC
Cable color	black
Cable length	2 m
Conductor size	0.34 mm <sup>2</sup>
Cable specification	high flexible lead
Cable type	LiYY
Standard	IEC 61076-2-101 (Ed.1)
Housing Color	black
<b>Drawing</b>	
<b>Technical data</b>	
Pin dimensions	1 mm
Wire stranding	42 x 0.1
Rated voltage	AC/DC 60 V
Rated current	4 A
<b>Material</b>	
Contact material	Cu Sn 6
Contact surface material	Au
Contact bearer material	PUR
Housing material	PUR
Coupling nut material	Zn Al/Ni
<b>Environmental conditions</b>	
Protection class (IEC 60529)	IP 65, IP 67, IP 68
Pollution severity	3
Temperature range	-25 °C to +70 °C
<b>Inflammability class</b>	
Cable	fire resist. IEC 60332-1
Contact bearer	94 HB
<b>Approvals</b>	
UL	UL version on request
<b>Packing unit</b>	
Packaging unit	50 pieces


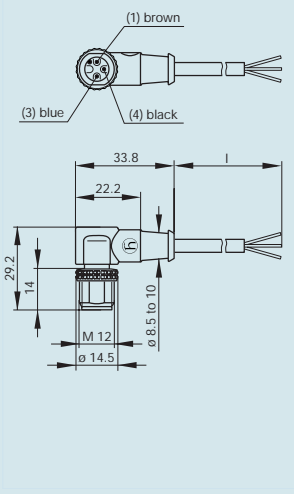
 Straight cable plug with integrally molded lead > Versions


Type	E12-AB5A1B-CC0200C1-XA500-AC	E12-AB5A1A-FC0200C1-XA500-AC
Order No.	934 553-019	934 553-021
		
	Straight cable plug, with integrally moulded lead, self-securing screw locking	Straight cable plug, with integrally moulded lead, self-securing screw locking
<b>Product description</b>		
Other standard types	cable length 5 m: order no. 934 553-020	cable length 5 m: order no. 934 553-022
Cable material	PVC	PUR
Cable color	orange	black
Cable type	LiYY	Li9YH-11YH
Housing Color	orange	black
<b>Environmental conditions</b>		
Protection class (IEC 60529)	IP 65, IP 67, IP 68	IP 65, IP 67, IP 68, IP 69K
Temperature range	-25 °C to +70 °C	-25 °C to +90 °C (UL: +80 °C)
<b>Inflammability class</b>		
Cable	fire resist. IEC 60332-1	fire resist. IEC 332-2
<b>Approvals</b>		
UL	UL version on request	UL



Type	E12-AB5A1B-HC0200C1-XA500-AC
Order No.	934 553-023
	
	Straight cable plug, with integrally moulded lead, self-securing screw locking
<b>Product description</b>	
Other standard types	cable length 5 m: order no. 934 553-024
Cable material	PUR
Cable color	orange
Cable type	Li9YH-11YH
Housing Color	orange
<b>Environmental conditions</b>	
Protection class (IEC 60529)	IP 65, IP 67, IP 68, IP 69K
Temperature range	-25 °C to +90 °C (UL: +80 °C)
<b>Inflammability class</b>	
Cable	fire resist. IEC 332-2
<b>Approvals</b>	
UL	UL

# CIRCULAR CONNECTORS E-SERIES M12

 with screw locking > Angled cable plug with integrally molded lead

Type		E12-AD3A1A-AC0200C1-XA500-AC
Order No.	934 554-001	
		
Product description		Angled cable plug, with integrally molded lead, self-securing screw locking
Other standard types	cable length 5 m: order no. 934 554-002	
Type of contact	male	
Number of contacts	3	
Cable material	PVC	
Cable color	black	
Cable length	2 m	
Conductor size	0.34 mm <sup>2</sup>	
Cable specification	high flexible lead	
Cable type	LIYY	
Standard	IEC 61076-2-101 (Ed. 1)/ IEC 60947-5-2	
Housing Color	black	
Drawing		
Technical data		
Pin dimensions	1 mm	
Wire stranding	42 x 0.1	
Rated voltage	AC/DC 250 V	
Rated current	4 A	
Material		
Contact material	Cu Sn 6	
Contact surface material	Au	
Contact bearer material	PUR	
Housing material	PUR	
Coupling nut material	Zn Al/Ni	
Environmental conditions		
Protection class (IEC 60529)	IP 65, IP 67, IP 68	
Pollution severity	3	
Temperature range	-25°C to +90°C (connector)/+70°C (cable)	
Inflammability class		
Cable	fire resist. IEC 60332-1	
Contact bearer	94 HB	
Approvals		
UL	UL version on request	
Packing unit		
Packaging unit	50 pieces	


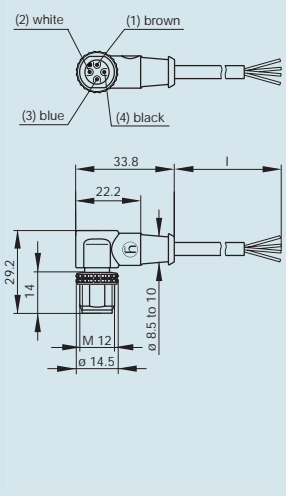
 Angled cable plug with integrally molded lead > Versions


Type	E12-AD3A1B-CA0200C1-XA500-AC	E12-AD3A1A-FA0200C1-XA500-AC
Order No.	934 554-003	934 554-005
		
	Angled cable plug, with integrally molded lead, self-securing screw locking	Angled cable plug, with integrally molded lead, self-securing screw locking
<b>Product description</b>		
Other standard types	cable length 5 m: order no. 934 554-004	cable length 5 m: order no. 934 554-006
Cable material	PVC	PUR
Cable color	orange	black
Cable type	LiYY	Li9YH-11YH
Housing Color	orange	black
<b>Environmental conditions</b>		
Protection class (IEC 60529)	IP 65, IP 67, IP 68	IP 65, IP 67, IP 68, IP 69K
Temperature range	-25°C to +90°C (connector)/+70°C (cable)	-25 °C to +90 °C (UL: +80 °C)
<b>Inflammability class</b>		
Cable	fire resist. IEC 60332-1	fire resist. IEC 332-2
<b>Approvals</b>		
UL	UL version on request	UL



Type	E12-AD3A1B-HA0200C1-XA500-AC
Order No.	934 554-007
	
	Angled cable plug, with integrally molded lead, self-securing screw locking
<b>Product description</b>	
Other standard types	cable length 5 m: order no. 934 554-008
Cable material	PUR
Cable color	orange
Cable type	Li9YH-11YH
Housing Color	orange
<b>Environmental conditions</b>	
Protection class (IEC 60529)	IP 65, IP 67, IP 68, IP 69K
Temperature range	-25 °C to +90 °C (UL: +80 °C)
<b>Inflammability class</b>	
Cable	fire resist. IEC 332-2
<b>Approvals</b>	
UL	UL

# CIRCULAR CONNECTORS E-SERIES M12

 with screw locking > Angled cable plug with integrally molded lead

<b>Type</b> E12-AD4A1A-AD0200C1-XA500-AC	
Order No.	934 554-009
	 <p>Angled cable plug, with integrally molded lead, self-securing screw locking</p>
<b>Product description</b>	
Other standard types	cable length 5 m: order no. 934 554-010
Type of contact	male
Number of contacts	4
Cable material	PVC
Cable color	black
Cable length	2 m
Conductor size	0.34 mm <sup>2</sup>
Cable specification	high flexible lead
Cable type	LiYY
Standard	IEC 61076-2-101 (Ed. 1)/ IEC 60947-5-2
Housing Color	black
<b>Drawing</b>	
<b>Technical data</b>	
Pin dimensions	1 mm
Wire stranding	42 x 0.1
Rated voltage	AC/DC 250 V
Rated current	4 A
<b>Material</b>	
Contact material	Cu Sn 6
Contact surface material	Au
Contact bearer material	PUR
Housing material	PUR
Coupling nut material	Zn Al/Ni
<b>Environmental conditions</b>	
Protection class (IEC 60529)	IP 65, IP 67, IP 68
Pollution severity	3
Temperature range	-25°C to +90°C (connector)/+70°C (cable)
<b>Inflammability class</b>	
Cable	fire resist. IEC 60332-1
Contact bearer	94 HB
<b>Approvals</b>	
UL	UL version on request
<b>Packing unit</b>	
Packaging unit	50 pieces


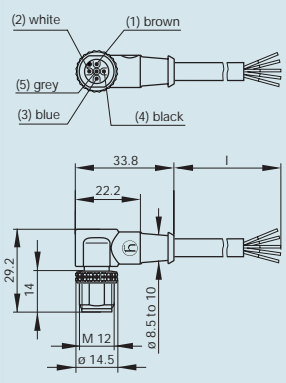
 Angled cable plug with integrally molded lead > Versions

Type	E12-AD4A1B-CB0200C1-XA500-AC	E12-AD4A1A-FB0200C1-XA500-AC
Order No.	934 554-011	934 554-013
		
	Angled cable plug, with integrally molded lead, self-securing screw locking	Angled cable plug, with integrally molded lead, self-securing screw locking
<b>Product description</b>		
Other standard types	cable length 5 m: order no. 934 554-012	cable length 5 m: order no. 934 554-014
Cable material	PVC	PUR
Cable color	orange	black
Cable type	LiYY	Li9YH-11YH
Housing Color	orange	black
<b>Environmental conditions</b>		
Protection class (IEC 60529)	IP 65, IP 67, IP 68	IP 65, IP 67, IP 68, IP 69K
Temperature range	-25°C to +90°C (connector)/+70°C (cable)	-25 °C to +90 °C (UL: +80 °C)
<b>Inflammability class</b>		
Cable	fire resist. IEC 60332-1	fire resist. IEC 332-2
<b>Approvals</b>		
UL	UL version on request	UL


Type	E12-AD4A1B-HB0200C1-XA500-AC
Order No.	934 554-015
	
	Angled cable plug, with integrally molded lead, self-securing screw locking
<b>Product description</b>	
Other standard types	cable length 5 m: order no. 934 554-016
Cable material	PUR
Cable color	orange
Cable type	Li9YH-11YH
Housing Color	orange
<b>Environmental conditions</b>	
Protection class (IEC 60529)	IP 65, IP 67, IP 68, IP 69K
Temperature range	-25 °C to +90 °C (UL: +80 °C)
<b>Inflammability class</b>	
Cable	fire resist. IEC 332-2
<b>Approvals</b>	
UL	UL



# CIRCULAR CONNECTORS E-SERIES M12

 with screw locking > Angled cable plug with integrally molded lead

<b>Type</b> E12-AD5A1A-AE0200C1-XA500-AC	
Order No.	934 554-017
	 <p>Angled cable plug, with integrally moulded lead, self-securing screw locking</p>
<b>Product description</b>	
Other standard types	cable length 5 m: order no. 934 554-018
Type of contact	pin
Number of contacts	5
Cable material	PVC
Cable color	black
Cable length	2 m
Conductor size	0.34 mm <sup>2</sup>
Cable specification	high flexible lead
Cable type	LiYY
Standard	IEC 61076-2-101 (Ed.1)
Housing Color	black
<b>Drawing</b>	
<b>Technical data</b>	
Pin dimensions	1 mm
Wire stranding	42 x 0.1
Rated voltage	AC/DC 60 V
Rated current	4 A
<b>Material</b>	
Contact material	Cu Sn 6
Contact surface material	Au
Contact bearer material	PUR
Housing material	PUR
Coupling nut material	Zn Al/Ni
<b>Environmental conditions</b>	
Protection class (IEC 60529)	IP 65, IP 67, IP 68
Pollution severity	3
Temperature range	-25 °C to +70 °C
<b>Inflammability class</b>	
Cable	fire resist. IEC 60332-1
Contact bearer	94 HB
<b>Approvals</b>	
UL	UL version on request
<b>Packing unit</b>	
Packaging unit	50 pieces





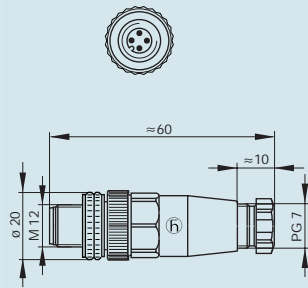
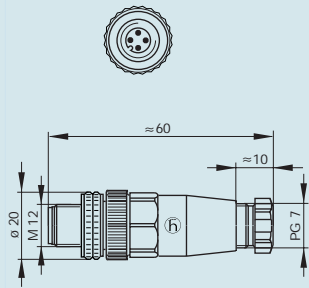
 Angled cable plug with integrally molded lead > Versions




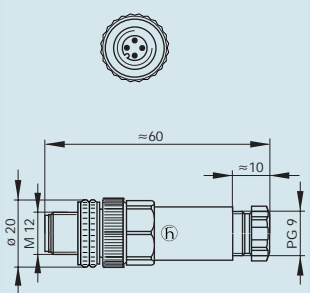
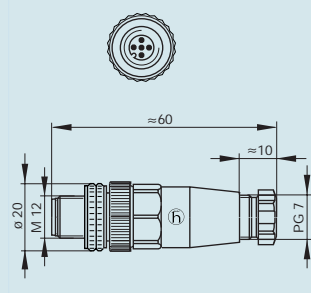
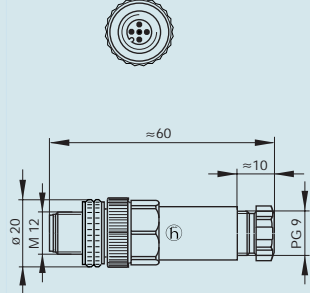
Type	E12-AD5A1B-CC0200C1-XA500-AC	E12-AD5A1A-FC0200C1-XA500-AC
Order No.	934 554-019	934 554-021
		
	Angled cable plug, with integrally moulded lead, self-securing screw locking	Angled cable plug, with integrally moulded lead, self-securing screw locking
<b>Product description</b>		
Other standard types	cable length 5 m: order no. 934 554-020	cable length 5 m: order no. 934 554-022
Cable material	PVC	PUR
Cable color	orange	black
Cable type	LiYY	Li9YH-11YH
Housing Color	orange	black
<b>Environmental conditions</b>		
Protection class (IEC 60529)	IP 65, IP 67, IP 68	IP 65, IP 67, IP 68, IP 69K
Temperature range	-25 °C to +70 °C	-25 °C to +90 °C (UL: +80 °C)
<b>Inflammability class</b>		
Cable	fire resist. IEC 60332-1	fire resist. IEC 332-2
<b>Approvals</b>		
UL	UL version on request	UL

Type	E12-AD5A1B-HC0200C1-XA500-AC
Order No.	934 554-023
	
	Angled cable plug, with integrally moulded lead, self-securing screw locking
<b>Product description</b>	
Other standard types	cable length 5 m: order no. 934 554-024
Cable material	PUR
Cable color	orange
Cable type	Li9YH-11YH
Housing Color	orange
<b>Environmental conditions</b>	
Protection class (IEC 60529)	IP 65, IP 67, IP 68, IP 69K
Temperature range	-25 °C to +90 °C (UL: +80 °C)
<b>Inflammability class</b>	
Cable	fire resist. IEC 332-2
<b>Approvals</b>	
UL	UL

# CIRCULAR CONNECTORS E-SERIES M12



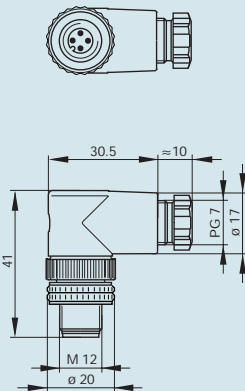
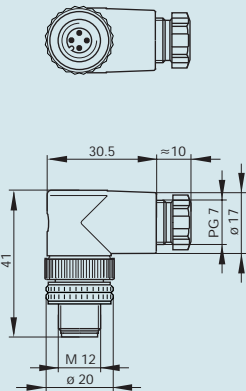
with screw locking > Straight cable plug, self-assembled




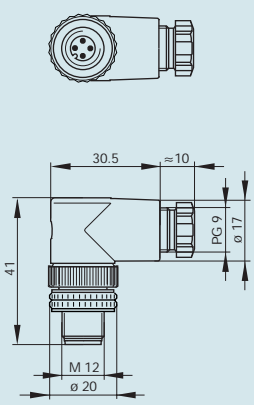
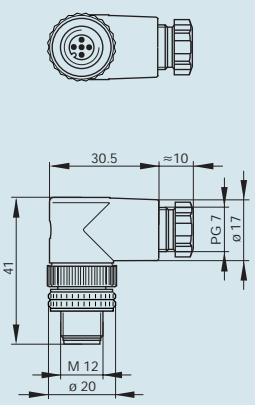
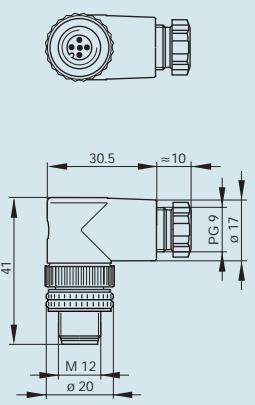
Type	ELST 4012 PG7	ELST 4012 K PG7
Order No.	933 098-100	933 727-100
	 <p>Straight cable plug, unassembled, strain relief by means of clamping cage</p>	 <p>Straight cable plug, unassembled, strain relief by means of clamping cage, plastic coupling thread</p>
<b>Product description</b>		
Type of contact	male	male
Number of contacts	4	4
Cable gland	PG 7	PG 7
Standard	IEC 61076-2-101 (Ed. 1)/ IEC 60947-5-2	IEC 61076-2-101 (Ed. 1)/ IEC 60947-5-2
Housing Color	black	black
<b>Drawing</b>		
		
<b>Technical data</b>		
Pin dimensions	1 mm	1 mm
Rated voltage	AC/DC 250 V	AC/DC 250 V
Rated current	4 A	4 A
Type of termination	screw	screw
Suitable cables	diameter 4 mm to 6 mm, max. 0.75 mm <sup>2</sup>	diameter 4 mm to 6 mm, max. 0.75 mm <sup>2</sup>
<b>Material</b>		
Contact material	Cu Zn	Cu Zn
Contact surface material	Sn	Sn
Contact bearer material	PA	PA
Housing material	PA	PA
Coupling nut material	Zn Al/Ni	PA
O-Ring	NBR	NBR
<b>Environmental conditions</b>		
Protection class (IEC 60529)	IP 67	IP 67
Pollution severity	3	3
Temperature range	-25 °C to +90 °C	-25 °C to +90 °C
<b>Inflammability class</b>		
Housing	94 V-2	94 V-2
Contact bearer	94 V-2	94 V-2
<b>Packing unit</b>		
Packaging unit	100 pieces	100 pieces

ELST 4012 PG9	ELST 5012 PG7	ELST 5012 PG9
933 162-100  <p>Straight cable plug, unassembled, strain relief by means of clamping cage</p>	933 163-100  <p>Straight cable plug, unassembled, strain relief by means of clamping cage</p>	933 164-100  <p>Straight cable plug, unassembled, strain relief by means of clamping cage</p>
male 4 PG 9 IEC 61076-2-101 (Ed. 1)/ IEC 60947-5-2 black	male 5 PG 7 IEC 61076-2-101 (Ed. 1)/ IEC 60947-5-2 black	male 5 PG 9 IEC 61076-2-101 (Ed. 1)/ IEC 60947-5-2 black
		
1 mm AC/DC 250 V 4 A screw diameter 6 mm to 8 mm, max. 0.75 mm <sup>2</sup>	1 mm AC/DC 50 V 4 A screw diameter 4 mm to 6 mm, max. 0.75 mm <sup>2</sup>	1 mm AC/DC 50 V 4 A screw diameter 6 mm to 8 mm, max. 0.75 mm <sup>2</sup>
Cu Zn Sn PA PA Zn Al/Ni NBR	Cu Zn Sn PA PA Zn Al/Ni NBR	Cu Zn Sn PA PA Zn Al/Ni NBR
IP 67 3 -25 °C to +90 °C	IP 67 3 -25 °C to +90 °C	IP 67 3 -25 °C to +90 °C
94 V-2 94 V-2	94 V-2 94 V-2	94 V-2 94 V-2
100 pieces	100 pieces	100 pieces

# CIRCULAR CONNECTORS E-SERIES M12



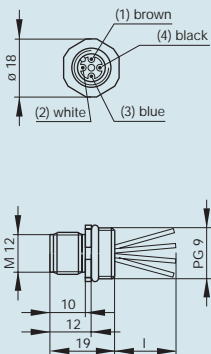
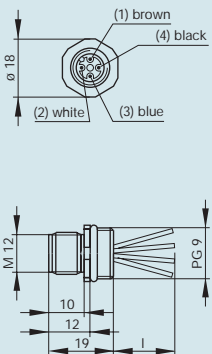
with screw locking > Angled cable plug, self-assembled




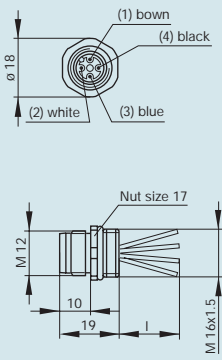
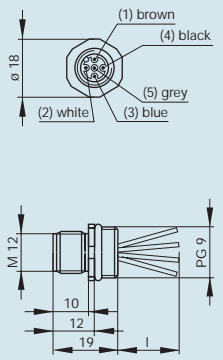
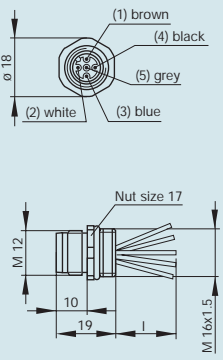
Type	ELWIST 4012 PG7	ELWIST 4012 K PG7
Order No.	933 165-100	933 728-100
	 <p>Angled cable plug, unassembled, strain relief by means of clamping cage</p>	 <p>Angled cable plug, unassembled, strain relief by means of clamping cage, plastic coupling thread</p>
<b>Product description</b>		
Type of contact	male	male
Number of contacts	4	4
Cable gland	PG 7	PG 7
Standard	IEC 61076-2-101 (Ed. 1)/ IEC 60947-5-2	IEC 61076-2-101 (Ed. 1)/ IEC 60947-5-2
Housing Color	black	black
<b>Drawing</b>		
<b>Technical data</b>		
Pin dimensions	1 mm	1 mm
Rated voltage	AC/DC 250 V	AC/DC 250 V
Rated current	4 A (2 A at 0.14 mm <sup>2</sup> )	4 A
Type of termination	screw	screw
Suitable cables	diameter 4 mm to 6 mm, max. 0.75 mm <sup>2</sup>	diameter 4 mm to 6 mm, max. 0.75 mm <sup>2</sup>
<b>Material</b>		
Contact material	Cu Zn	Cu Zn
Contact surface material	Sn	Sn
Contact bearer material	PA	PA
Housing material	PA	PA
Coupling nut material	Zn Al/Ni	PA
O-Ring	NBR	NBR
<b>Environmental conditions</b>		
Protection class (IEC 60529)	IP 67	IP 67
Pollution severity	3	3
Temperature range	-25 °C to +90 °C	-25 °C to +90 °C
<b>Inflammability class</b>		
Housing	94 V-2	94 V-2
Contact bearer	94 V-2	94 V-2
<b>Packing unit</b>		
Packaging unit	100 pieces	100 pieces

ELWIST 4012 PG9	ELWIST 5012 PG7	ELWIST 5012 PG9
<p>933 166-100</p>  <p>Angled cable plug, unassembled, strain relief by means of clamping cage</p>	<p>933 167-100</p>  <p>Angled cable plug, unassembled, strain relief by means of clamping cage</p>	<p>933 168-100</p>  <p>Angled cable plug, unassembled, strain relief by means of clamping cage</p>
<p>male 4 PG 9 IEC 61076-2-101 (Ed. 1)/ IEC 60947-5-2 black</p>	<p>male 5 PG 7 IEC 61076-2-101 (Ed. 1)/ IEC 60947-5-2 black</p>	<p>male 5 PG 9 IEC 61076-2-101 (Ed. 1)/ IEC 60947-5-2 black</p>
		
<p>1 mm AC/DC 250 V 4 A screw diameter 6 mm to 8 mm, max. 0.75 mm<sup>2</sup></p>	<p>1 mm AC/DC 50 V 4 A screw diameter 4 mm to 6 mm, max. 0.75 mm<sup>2</sup></p>	<p>1 mm AC/DC 50 V 4 A screw diameter 6 mm to 8 mm, max. 0.75 mm<sup>2</sup></p>
<p>Cu Zn Sn PA PA Zn Al/Ni NBR</p>	<p>Cu Zn Sn PA PA Zn Al/Ni NBR</p>	<p>Cu Zn Sn PA PA Zn Al/Ni NBR</p>
<p>IP 67 3 -25 °C to +90 °C</p>	<p>IP 67 3 -25 °C to +90 °C</p>	<p>IP 67 3 -25 °C to +90 °C</p>
<p>94 V-2 94 V-2</p>	<p>94 V-2 94 V-2</p>	<p>94 V-2 94 V-2</p>
<p>100 pieces</p>	<p>100 pieces</p>	<p>100 pieces</p>

# CIRCULAR CONNECTORS E-SERIES M12



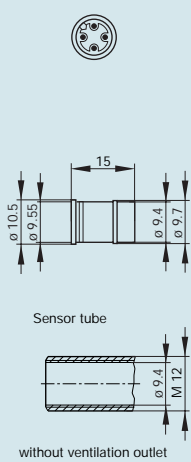
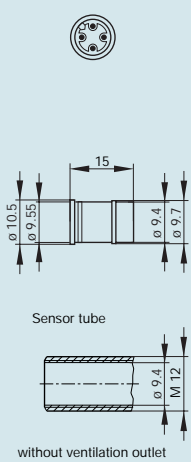
with screw locking > Appliance connector for front panel - front panel mounting

Type	ELST 412 PG9 Sn	ELST 412 PG9 Au
Order No.	932 916-206	932 916-106
	 <p>Appliance connector, with wire ends, PG 9 front mounting thread, screw locking, O-ring included</p>	 <p>Appliance connector, with wire ends, PG 9 front mounting thread, screw locking, O-ring included</p>
<b>Product description</b>		
Type of contact	male	male
Number of contacts	4	4
Cable material	PVC	PVC
Cable length	0.2 m	0.2 m
Conductor size	0.34 mm <sup>2</sup>	0.34 mm <sup>2</sup>
Standard	IEC 61076-2-101 (Ed. 1)/ IEC 60947-5-2	IEC 61076-2-101 (Ed. 1)/ IEC 60947-5-2
Housing Color	metallic	metallic
<b>Drawing</b>		
<b>Technical data</b>		
Pin dimensions	1 mm	1 mm
Wire stranding	7 x 0.25 mm	7 x 0.25 mm
Rated voltage	AC/DC 250 V	AC/DC 250 V
Rated current	4 A	4 A
<b>Material</b>		
Contact material	Cu Zn	Cu Zn
Contact surface material	Sn	Au
Contact bearer material	PA	PA
Housing material	Cu Zn/Ni	Cu Zn/Ni
O-Ring	NBR	NBR
<b>Environmental conditions</b>		
Protection class (IEC 60529)	IP 67	IP 67
Pollution severity	3	3
Temperature range	-25 °C to +90 °C	-25 °C to +90 °C
<b>Inflammability class</b>		
Contact bearer	94 V-2	94 V-2
<b>Approvals</b>		
UL	UL	UL
<b>Packing unit</b>		
Packaging unit	100 pieces	100 pieces
<b>Scope of delivery and accessories</b>		
Accessories to order separately	fastening nut ELST M PG9, order no. 733 877-001	fastening nut ELST M PG9, order no. 733 877-001




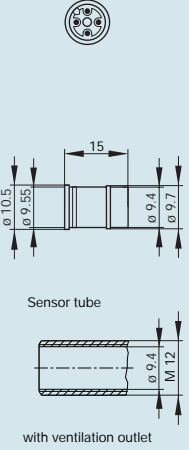
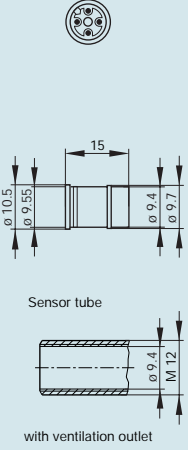
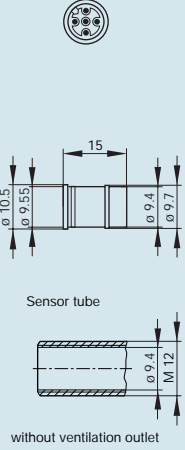
EM12M4FIX Au	ELST 512 PG9 Au	EM12M5FIX Au
<p>934 449-001</p>  <p>Appliance connector, with wire ends, M16 x 1.5 front mounting thread, screw- / M12 push-pull snap locking, O-ring included</p>	<p>932 878-100</p>  <p>Appliance connector, with wire ends, M16 x 1.5 front mounting thread, screw locking, O-ring included</p>	<p>934 449-201</p>  <p>Appliance connector, with wire ends, M16 x 1.5 front mounting thread, screw- / M12 push-pull snap locking, O-ring included</p>
<p>male 4 PVC 0.2 m 0.34 mm<sup>2</sup> IEC 61076-2-101 (Ed. 1)/ IEC 60947-5-2 metallic</p>	<p>male 5 PVC 0.2 m 0.34 mm<sup>2</sup> IEC 61076-2-101 (Ed. 1)/ IEC 60947-5-2 metallic</p>	<p>male 5 PVC 0.2 m 0.34 mm<sup>2</sup> IEC 61076-2-101 (Ed. 1)/ IEC 60947-5-2 metallic</p>
 <p>Technical drawing showing terminal layout (1 brown, 2 white, 3 blue, 4 black) and dimensions (ø 18, M12, 10, 19, M16x1.5, Nut size 17).</p>	 <p>Technical drawing showing terminal layout (1 brown, 2 white, 3 blue, 4 black, 5 grey) and dimensions (ø 18, M12, 10, 12, 19, PG 9, M16x1.5, Nut size 17).</p>	 <p>Technical drawing showing terminal layout (1 brown, 2 white, 3 blue, 4 black, 5 grey) and dimensions (ø 18, M12, 10, 19, M16x1.5, Nut size 17).</p>
<p>1 mm 7 x 0.25 mm AC/DC 250 V 4 A</p>	<p>1 mm 7 x 0.25 mm AC/DC 50 V 4 A</p>	<p>1 mm 7 x 0.25 mm AC/DC 50 V 4 A</p>
<p>Cu Zn Au PA Cu Zn/Ni Viton</p>	<p>Cu Zn Au PA Cu Zn/Ni NBR</p>	<p>Cu Zn Au PA Cu Zn/Ni Viton</p>
<p>IP 67 3 -25 °C to +90 °C</p>	<p>IP 67 3 -25 °C to +90 °C</p>	<p>IP 67 3 -25 °C to +90 °C</p>
<p>94 V-2</p>	<p>94 V-2</p>	<p>94 V-2</p>
<p>UL pending</p>	<p>UL</p>	<p>UL pending</p>
<p>100 pieces</p>	<p>100 pieces</p>	<p>100 pieces</p>
<p>fastening nut ELST M M16, order no. 735 413-002</p>	<p>fastening nut ELST M PG9, order no. 733 877-001</p>	<p>fastening nut ELST M M16, order no. 735 413-002</p>

# CIRCULAR CONNECTORS E-SERIES M12

with screw locking > Appliance connector for press-in fit/sensor tube



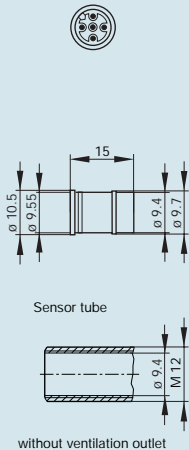
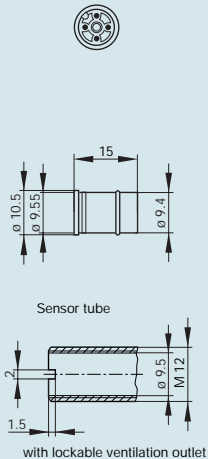
Type	ELST 400/12 093 Sn	ELST 400/12 093 Au
Order No.	932 440-206	932 440-106
	 <p>Appliance connector for M12 sensors, press-in tube mounting</p>	 <p>Appliance connector for M12 sensors, press-in tube mounting</p>
<b>Product description</b> Other standard types	gold-plated contacts, order no. 932 440-106	tinned contacts, order no. 932 440-206
Type of contact	male	male
Number of contacts	4	4
Standard	IEC 61076-2-101 (Ed. 1)/ IEC 60947-5-2	IEC 61076-2-101 (Ed. 1)/ IEC 60947-5-2
Housing Color	grey	grey
<b>Drawing</b>	 <p>Sensor tube without ventilation outlet</p>	 <p>Sensor tube without ventilation outlet</p>
<b>Technical data</b> Pin dimensions	1 mm	1 mm
Rated voltage	AC/DC 150 V	AC/DC 150 V
Rated current	4 A	4 A
Type of termination	solder, concave pins	solder, concave pins
Suitable cables	max. 0.5 mm <sup>2</sup>	max. 0.5 mm <sup>2</sup>
<b>Material</b> Contact material	Cu Zn	Cu Zn
Contact surface material	Sn	Au
Contact bearer material	PA	PA
O-Ring	NBR	NBR
<b>Environmental conditions</b> Protection class (IEC 60529)	IP 67	IP 67
Pollution severity	3	3
Temperature range	-25 °C to +90 °C	-25 °C to +90 °C
<b>Inflammability class</b> Contact bearer	94 V-2	94 V-2
<b>Approvals</b> UL	UL	UL
<b>Packing unit</b> Packaging unit	100 pieces	100 pieces




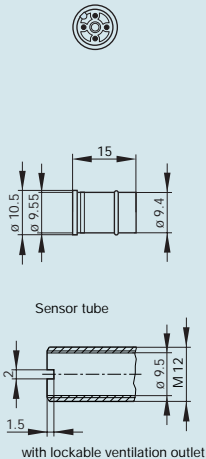
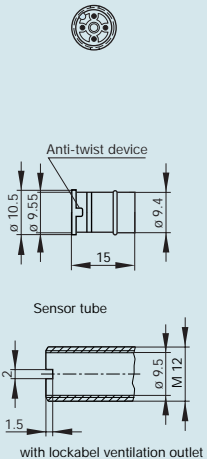
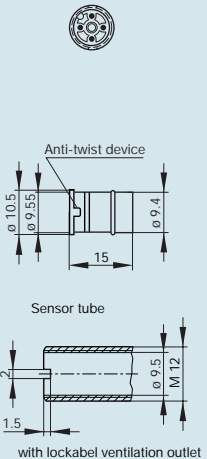


ELST 400L/12 093 Sn	ELST 400L/12 093 Au	ELST 500/12 093 Sn
<p>932 416-206</p>  <p>Appliance connector for M12 sensors, press-in tube mounting, with vent hole</p>	<p>932 416-106</p>  <p>Appliance connector for M12 sensors, press-in tube mounting, with vent hole</p>	<p>934 267-206</p>  <p>Appliance connector for M12 sensors, press-in tube mounting</p>
<p>gold-plated contacts, order no. 932 416-106 male 4 IEC 61076-2-101 (Ed. 1)/ IEC 60947-5-2 grey</p>	<p>tinned contacts, order no. 932 416-206 male 4 IEC 61076-2-101 (Ed. 1)/ IEC 60947-5-2 grey</p>	<p>gold-plated contacts, order no. 934 267-106 male 5 IEC 61076-2-101 (Ed. 1)/ IEC 60947-5-2 grey</p>
 <p>Sensor tube with ventilation outlet</p>	 <p>Sensor tube with ventilation outlet</p>	 <p>Sensor tube without ventilation outlet</p>
<p>1 mm AC/DC 150 V 4 A solder, concave pins max. 0.5 mm<sup>2</sup></p>	<p>1 mm AC/DC 150 V 4 A solder, concave pins max. 0.5 mm<sup>2</sup></p>	<p>1 mm AC/DC 50 V 4 A solder, concave pins max. 0.5 mm<sup>2</sup></p>
<p>Cu Zn Sn PA NBR</p>	<p>Cu Zn Au PA NBR</p>	<p>Cu Zn Sn PA NBR</p>
<p>IP 67 3 -25 °C to +90 °C</p>	<p>IP 67 3 -25 °C to +90 °C</p>	<p>IP 68 3 -25 °C to +90 °C</p>
<p>94 V-2</p>	<p>94 V-2</p>	<p>94 V-2</p>
<p>UL</p>	<p>UL</p>	<p>UL</p>
<p>100 pieces</p>	<p>100 pieces</p>	<p>100 pieces</p>

# CIRCULAR CONNECTORS E-SERIES M12



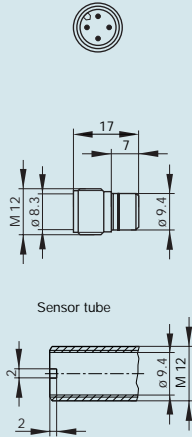
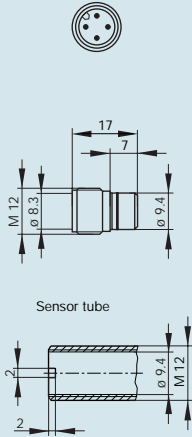
with screw locking > Appliance connector for press-in fit/sensor tube




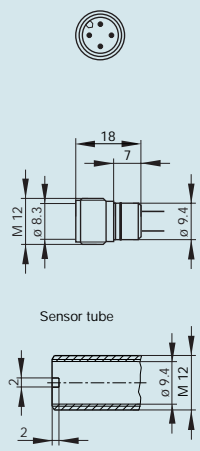
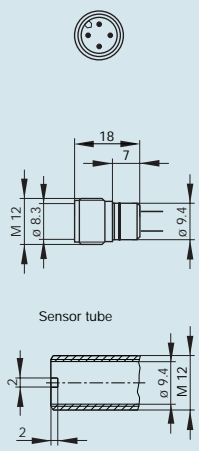
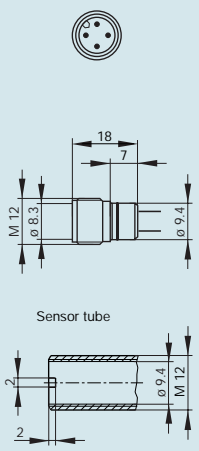
Type	ELST 500/12 093 Au	ELST 400 RD/12 093 Sn
Order No.	934 267-106	932 559-406
	 <p>Appliance connector for M12 sensors, press-in tube mounting</p>	 <p>Appliance connector for M12 sensors, press-in tube mounting, O-ring, with sealable vent hole</p>
<b>Product description</b> Other standard types	gold-plated contacts, order no. 934 267-206	gold-plated contacts, order no. 932 559-306
Type of contact	male	male
Number of contacts	5	4
Standard	IEC 61076-2-101 (Ed. 1)/ IEC 60947-5-2	IEC 61076-2-101 (Ed. 1)/ IEC 60947-5-2
Housing Color	grey	grey
<b>Drawing</b>	 <p>Sensor tube without ventilation outlet</p>	 <p>Sensor tube with lockable ventilation outlet</p>
<b>Technical data</b>		
Pin dimensions	1 mm	1 mm
Rated voltage	AC/DC 50 V	AC/DC 150 V
Rated current	4 A	4 A
Type of termination	solder, concave pins	solder, concave pins
Suitable cables	max. 0.5 mm <sup>2</sup>	max. 0.5 mm <sup>2</sup>
<b>Material</b>		
Contact material	Cu Zn	Cu Zn
Contact surface material	Au	Sn
Contact bearer material	PA	PA
O-Ring	NBR	NBR
<b>Environmental conditions</b>		
Protection class (IEC 60529)	IP 68	IP 68
Pollution severity	3	3
Temperature range	-25 °C to +90 °C	-25 °C to +90 °C
<b>Inflammability class</b>		
Contact bearer	94 V-2	94 V-2
<b>Approvals</b>		
UL	UL	UL
<b>Packing unit</b>		
Packaging unit	100 pieces	100 pieces

ELST 400 RD/12 093 Au	ELST 400 RD/12 V Sn	ELST 400 RD/12 V Au
<p>932 559-306</p>  <p>Appliance connector for M12 sensors, press-in tube mounting, O-ring, with sealable vent hole</p>	<p>933 442-406</p>  <p>Appliance connector for M12 sensors, press-in tube mounting, O-ring, anti-twist device, with sealable vent hole</p>	<p>933 442-306</p>  <p>Appliance connector for M12 sensors, press-in tube mounting, O-ring, anti-twist device, with sealable vent hole</p>
<p>tinned contacts, order no. 932 559-406 male 4 IEC 61076-2-101 (Ed. 1)/ IEC 60947-5-2 grey</p>	<p>gold-plated contacts, order no. 933 442-306 male 4 IEC 61076-2-101 (Ed. 1)/ IEC 60947-5-2 grey</p>	<p>tinned contacts, order no. 933 442-406 male 4 IEC 61076-2-101 (Ed. 1)/ IEC 60947-5-2 grey</p>
		
<p>1 mm AC/DC 150 V 4 A solder, concave pins max. 0.5 mm<sup>2</sup></p>	<p>1 mm AC/DC 150 V 4 A solder, concave pins max. 0.5 mm<sup>2</sup></p>	<p>1 mm AC/DC 150 V 4 A solder, concave pins max. 0.5 mm<sup>2</sup></p>
<p>Cu Zn Au PA NBR</p>	<p>Cu Zn Sn PA NBR</p>	<p>Cu Zn Au PA NBR</p>
<p>IP 68 3 -25 °C to +90 °C</p>	<p>IP 68 3 -25 °C to +90 °C</p>	<p>IP 68 3 -25 °C to +90 °C</p>
<p>94 V-2</p>	<p>94 V-2</p>	<p>94 V-2</p>
<p>UL</p>	<p>UL</p>	<p>UL</p>
<p>100 pieces</p>	<p>100 pieces</p>	<p>100 pieces</p>

# CIRCULAR CONNECTORS E-SERIES M12


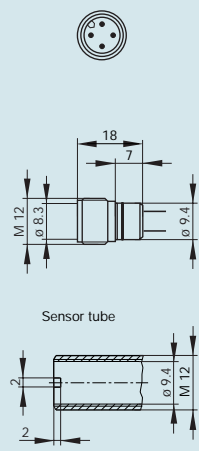
with screw locking > Appliance connector for press-in fit/sensor tube

Type	ELST 412 Sn grau/grey	ELST 412 Au grau/grey
Order No.	931 902-206	931 902-106
	 <p>Appliance connector for M12 sensors (with thread), press-in tube mounting, O-ring</p>	 <p>Appliance connector for M12 sensors (with thread), press-in tube mounting, O-ring</p>
<b>Product description</b> Other standard types	gold-plated contacts, order no. 931 902-106	tinned contacts, order no. 931 902-206
Type of contact Number of contacts Standard Housing Color	male 4 IEC 61076-2-101 (Ed. 1)/ IEC 60947-5-2 grey	male 4 IEC 61076-2-101 (Ed. 1)/ IEC 60947-5-2 grey
<b>Drawing</b>	 <p>Sensor tube</p>	 <p>Sensor tube</p>
<b>Technical data</b> Pin dimensions Rated voltage Rated current Type of termination Suitable cables	1 mm AC/DC 150 V 4 A solder max. 0.5 mm <sup>2</sup>	1 mm AC/DC 150 V 4 A solder max. 0.5 mm <sup>2</sup>
<b>Material</b> Contact material Contact surface material Contact bearer material O-Ring	Cu Zn Sn PA NBR	Cu Zn Au PA NBR
<b>Environmental conditions</b> Protection class (IEC 60529) Pollution severity Temperature range	IP 68 3 -25 °C to +90 °C	IP 68 3 -25 °C to +90 °C
<b>Inflammability class</b> Contact bearer	94 V-2	94 V-2
<b>Approvals</b> UL	UL	UL
<b>Packing unit</b> Packaging unit	100 pieces	100 pieces

ELST 412 LED Sn rot/red	ELST 412 LED Au rot/red	ELST 412 LED YE Sn gelb/yellow
<p>932 256-212</p>  <p>Appliance connector for M12 sensors (with thread), press-in tube mounting, O-ring, with LED</p>	<p>932 256-112</p>  <p>Appliance connector for M12 sensors (with thread), press-in tube mounting, O-ring, with LED</p>	<p>933 363 212</p>  <p>Appliance connector for M12 sensors (with thread), press-in tube mounting, O-ring, with LED</p>
<p>LED red: gold-plated contacts, order no. 932 256-112; LED yellow: gold-plated contacts, order no. 933 363-112; tinned contacts, order no. 933 363-212 male 4 IEC 61076-2-101 (Ed. 1)/ IEC 60947-5-2 transparent</p>	<p>LED red: tinned contacts, order no. 932 256-212; LED yellow: gold-plated contacts, order no. 933 363-112; tinned contacts, order no. 933 363-212 male 4 IEC 61076-2-101 (Ed. 1)/ IEC 60947-5-2 transparent</p>	<p>LED yellow: gold-plated contacts, order no. 933 363-112; LED red: gold-plated contacts, order no. 932 256-112; tinned contacts, order no. 932 256-212 male 4 IEC 61076-2-101 (Ed. 1)/ IEC 60947-5-2 transparent</p>
 <p>Sensor tube</p>	 <p>Sensor tube</p>	 <p>Sensor tube</p>
<p>1 mm AC/DC 50 V 4 A (LED max. 10 mA) solder max. 0.5 mm<sup>2</sup></p>	<p>1 mm AC/DC 50 V 4 A (LED max. 10 mA) solder, concave pins max. 0.5 mm<sup>2</sup></p>	<p>1 mm AC/DC 50 V 4 A (LED max. 10 mA) solder max. 0.5 mm<sup>2</sup></p>
<p>Cu Zn Sn PA NBR</p>	<p>Cu Zn Au PA NBR</p>	<p>Cu Zn Sn PA NBR</p>
<p>IP 68 3 -25 °C to +90 °C</p>	<p>IP 68 3 -25 °C to +90 °C</p>	<p>IP 68 3 -25 °C to +90 °C</p>
<p>94 V-2</p>	<p>94 V-2</p>	<p>94 V-2</p>
<p>UL</p>	<p>UL</p>	<p>UL</p>
<p>100 pieces</p>	<p>100 pieces</p>	<p>100 pieces</p>



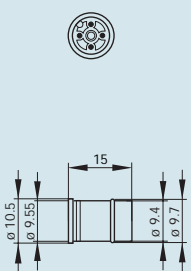
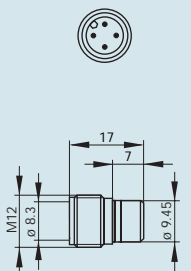
# CIRCULAR CONNECTORS E-SERIES M12

with screw locking > Appliance connector for press-in fit/sensor tube

Type	
Order No.	ELST 412 LED YE Au gelb/yellow 933 363-112
	
Appliance connector for M12 sensors (with thread), press-in tube mounting, O-ring, with LED	
Product description	
Other standard types	LED yellow: tinned contacts, order no. 933 363-212; LED red: gold-plated contacts, order no. 932 256-112; tinned contacts, order no. 932 256-212
Type of contact	male
Number of contacts	4
Standard	IEC 61076-2-101 (Ed. 1)/ IEC 60947-5-2
Housing Color	transparent
Drawing	
	
Technical data	
Pin dimensions	1 mm
Rated voltage	AC/DC 50 V
Rated current	4 A (LED max. 10 mA)
Type of termination	solder
Suitable cables	max. 0.5 mm <sup>2</sup>
Material	
Contact material	Cu Zn
Contact surface material	Au
Contact bearer material	PA
O-Ring	NBR
Environmental conditions	
Protection class (IEC 60529)	IP 68
Pollution severity	3
Temperature range	-25 °C to +90 °C
Inflammability class	
Contact bearer	94 V-2
Approvals	
UL	UL
Packing unit	
Packaging unit	100 pieces


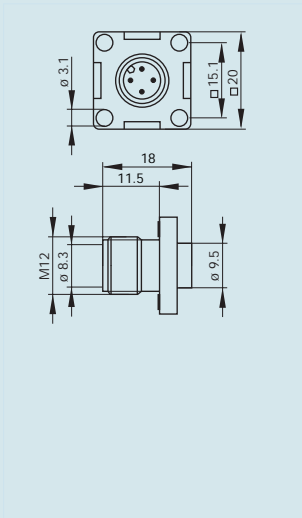
# CIRCULAR CONNECTORS E-SERIES M12

with screw locking > Appliance connector, VarioQuick contact pins

Type	ECM 400 RD/12	ECM 412
Order No.	934 163-106	934 180-106
		
	Appliance connector for M12 sensors with VarioQuick contact pins, press-in tube mounting, O-ring	Appliance connector for M12 sensors with VarioQuick contact pins (with thread), press-in tube mounting, O-ring
<b>Product description</b>		
Type of contact	male	male
Number of contacts	4	4
Standard	IEC 61076-2-101 (Ed. 1)/ IEC 60947-5-2	IEC 61076-2-101 (Ed. 1)/ IEC 60947-5-2
Housing Color	grey	grey
<b>Drawing</b>		
		
<b>Technical data</b>		
Pin dimensions	1 mm	1 mm
Rated voltage	AC/DC 150 V	AC/DC 150 V
Rated current	4 A	4 A
Type of termination	solder, concave pins	solder, concave pins
Suitable cables	max. 0.5 mm <sup>2</sup>	max. 0.5 mm <sup>2</sup>
<b>Material</b>		
Contact material	Cu Zn	Cu Zn
Contact surface material	Au	Au
Contact bearer material	PA	PA
Housing material	PA	PA
O-Ring	NBR	NBR
<b>Environmental conditions</b>		
Protection class (IEC 60529)	IP 68	IP 68
Pollution severity	3	3
Temperature range	-25 °C to +90 °C	-25 °C to +90 °C
<b>Inflammability class</b>		
Contact bearer	94 V-2	94 V-2
<b>Approvals</b>		
UL	UL	UL
<b>Packing unit</b>		
Packaging unit	100 pieces	100 pieces

# CIRCULAR CONNECTORS E-SERIES M12

with screw locking > Appliance connector, VarioQuick contact pins

<b>Type</b>	<b>ECM 412 FA</b>
Order No.	934 164-106
	 <p>Appliance connector for flangemounting with VarioQuick contact pins, flat gasket included</p>
<b>Product description</b>	
Type of contact	male
Number of contacts	4
Standard	IEC 61076-2-101 (Ed. 1)/ IEC 60947-5-2
Housing Color	grey
<b>Drawing</b>	
<b>Technical data</b>	
Pin dimensions	1 mm
Rated voltage	AC/DC 150 V
Rated current	4 A
Type of termination	solder, hollow pins
Suitable cables	max. 0.5 mm <sup>2</sup>
<b>Material</b>	
Contact material	Cu Zn
Contact surface material	Au
Contact bearer material	PA
Housing material	PA
O-Ring	NBR
<b>Environmental conditions</b>	
Protection class (IEC 60529)	IP 68
Pollution severity	3
Temperature range	-25 °C to +90 °C
<b>Inflammability class</b>	
Contact bearer	94 V-2
<b>Approvals</b>	
UL	UL
<b>Packing unit</b>	
Packaging unit	100 pieces



# CIRCULAR CONNECTORS E-SERIES M12

with screw locking > Appliance connector for front panel - back-wall mounting

Type	EM12H4A FIX Au	EM12HL4AFIX Au
Order No.	934 536-001	934 536-002
	 <p>Appliance connector for front panel and back-wall mounting with wire ends; front mounting thread M16 x 1,5; screw- / M12 push-pull Fast-Lock; O-Ring included</p>	 <p>Appliance connector for front panel and back-wall mounting with circuit board pins; front mounting thread M16 x 1,5; screw- / M12 push-pull Fast-Lock; O-Ring included</p>
<b>Product description</b>		
Type of contact	female	female
Number of contacts	4	4
Cable material	PVC	PVC
Cable length	0.2 m	0.2 m
Conductor size	0.34 mm <sup>2</sup>	0.34 mm <sup>2</sup>
Standard	IEC 61076-2-101 (Ed. 1)/ IEC 60947-5-2	IEC 61076-2-101 (Ed. 1)/ IEC 60947-5-2
Housing Color	metallic	metallic
<b>Technical data</b>		
Pin dimensions	1 mm	1 mm
Wire stranding	7 x 0.25 mm	7 x 0.25 mm
Rated voltage	AC/DC 250 V	AC/DC 250 V
Rated current	4 A	4 A
<b>Material</b>		
Contact material	Cu Zn	Cu Zn
Contact surface material	Au	Au
Contact bearer material	PA	PA
Housing material	Cu Zn/Ni	Cu Zn/Ni
O-Ring	Viton	Viton
<b>Environmental conditions</b>		
Protection class (IEC 60529)	IP 67	IP 67
Pollution severity	3	3
Temperature range	-25 °C to +90 °C	-25 °C to +90 °C
<b>Inflammability class</b>		
Contact bearer	94 V-2	94 V-2
<b>Approvals</b>		
UL	UL pending	UL pending
<b>Packing unit</b>		
Packaging unit	100 pieces	100 pieces
<b>Scope of delivery and accessories</b>		
Accessories to order separately	Fastening nut ELST M M16, Order No. 735 413-001	Fastening nut ELST M M16, Order No. 735 413-001

# CIRCULAR CONNECTORS E-SERIES M12

with screw locking > Appliance connector for front panel - back-wall mounting

Type	EM12H5AFIX Au	EM12HL5AFIX Au
Order No.	934 536-201	934 536-202
	 <p>Appliance connector for front panel and back-wall mounting with wire ends; front mounting thread M16 x 1,5; screw- / M12 push-pull Fast-Lock; O-Ring included</p>	 <p>Appliance connector for front panel and back-wall mounting with circuit board pins; front mounting thread M16 x 1,5; screw- / M12 push-pull Fast-Lock; O-Ring included</p>
<b>Product description</b>		
Type of contact	female	female
Number of contacts	5	5
Cable material	PVC	PVC
Cable length	0.2 m	0.2 m
Conductor size	0.34 mm <sup>2</sup>	0.34 mm <sup>2</sup>
Standard	IEC 61076-2-101 (Ed. 1)/ IEC 60947-5-2	IEC 61076-2-101 (Ed. 1)/ IEC 60947-5-2
Housing Color	metallic	metallic
<b>Technical data</b>		
Pin dimensions	1 mm	1 mm
Wire stranding	7 x 0.25 mm	7 x 0.25 mm
Rated voltage	AC/DC 50 V	AC/DC 250 V
Rated current	4 A	4 A
<b>Material</b>		
Contact material	Cu Zn	Cu Zn
Contact surface material	Au	Au
Contact bearer material	PA	PA
Housing material	Cu Zn/Ni	Cu Zn/Ni
O-Ring	Viton	Viton
<b>Environmental conditions</b>		
Protection class (IEC 60529)	IP 67	IP 67
Pollution severity	3	3
Temperature range	-25 °C to +90 °C	-25 °C to +90 °C
<b>Inflammability class</b>		
Contact bearer	94 V-2	94 V-2
<b>Approvals</b>		
UL	UL pending	UL pending
<b>Packing unit</b>		
Packaging unit	100 pieces	100 pieces
<b>Scope of delivery and accessories</b>		
Accessories to order separately	Fastening nut ELST M M16, Order No. 735 413-001	Fastening nut ELST M M16, Order No. 735 413-001

**EM12HL5BFIX Au**

934 536-212



Appliance connector for front panel and back-wall mounting with circuit board pins; front mounting thread M16 x 1,5; screw- / M12 push-pull Fast-Lock; O-Ring included; B-coded

female  
5  
PVC  
0.2 m  
0.34 mm<sup>2</sup>  
IEC 61076-2-101 (Ed. 1)/ IEC 60947-5-2  
metallic

1 mm  
7 x 0.25 mm  
AC/DC 50 V  
4 A

Cu Zn  
Au  
PA  
Cu Zn/Ni  
Viton

IP 67  
3  
-25 °C to +90 °C

94 V-2

UL pending

100 pieces

Fastening nut ELST M M16,  
Order No. 735 413-001

**EM12H5BFIX Au**

934 536-211



Appliance connector for front panel and back-wall mounting with wire ends; front mounting thread M16 x 1,5; screw- / M12 push-pull Fast-Lock; O-Ring included, B-coded

female  
5  
PVC  
0.2 m  
0.34 mm<sup>2</sup>  
IEC 61076-2-101 (Ed. 1)/ IEC 60947-5-2  
metallic

1 mm  
7 x 0.25 mm  
AC/DC 50 V  
4 A

Cu Zn  
Au  
PA  
Cu Zn/Ni  
Viton

IP 67  
3  
-25 °C to +90 °C

94 V-2



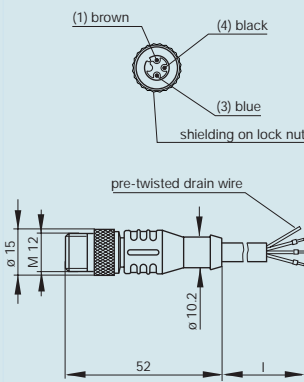
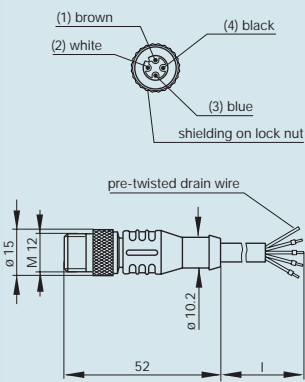
UL pending

100 pieces

Fastening nut ELST M M16,  
Order No. 735 413-001

# CIRCULAR CONNECTORS E-SERIES M12

with screw locking > Shielded, straight cable plug with integrally molded lead

Type	EM123S PVC3x034L0200 50	EM124S PVC4x034L0200 50
Order No.	934 503-500	934 503-510
		
	Straight cable plug, shielded, with integrally moulded lead, self-securing screw locking	Straight cable plug, shielded, with integrally moulded lead, self-securing screw locking
<b>Product description</b>		
Type of contact	pin	pin
Number of contacts	3	4
Cable material	PVC	PVC
Cable color	grey	grey
Cable length	2 m	2 m
Conductor size	0.34 mm <sup>2</sup>	0.34 mm <sup>2</sup>
Cable specification	shielded lead	shielded lead
Cable type	LiYCY	LiYCY
Standard	IEC 61076-2-101 (Ed. 1)/ IEC 60947-5-2	IEC 61076-2-101 (Ed. 1)/ IEC 60947-5-2
Housing Color	black	black
<b>Drawing</b>		
<b>Technical data</b>		
Pin dimensions	1 mm	1 mm
Wire stranding	42 x 0.1	42 x 0.1
Rated voltage	AC/DC 250 V	AC/DC 250 V
Rated current	4 A	4 A
<b>Material</b>		
Contact material	Cu Zn	Cu Zn
Contact surface material	Au	Au
Contact bearer material	PA	PA
Housing material	TPU	TPU
Coupling nut material	Zn Al/Ni	Zn Al/Ni
<b>Environmental conditions</b>		
Protection class (IEC 60529)	IP 67	IP 67
Pollution severity	3 / 2	3 / 2
Temperature range	-30 °C to +90 °C	-30 °C to +90 °C
<b>Inflammability class</b>		
Cable	fire resist.	fire resist.
<b>Approvals</b>		
UL	UL pending	UL pending
<b>Packing unit</b>		
Packaging unit	50 pieces	50 pieces

**EM125S PVC5x025L0200 50**

934 503-520



Straight cable plug, shielded, with integrally moulded lead, self-securing screw locking

pin  
5  
PVC  
grey  
2 m  
0.25 mm<sup>2</sup>  
shielded lead  
LiYCY  
IEC 61076-2-101 (Ed. 1)/ IEC 60947-5-2  
black

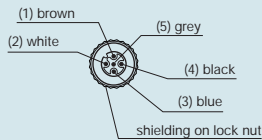
**EM128S PVC8x025L0200 50**

934 503-530

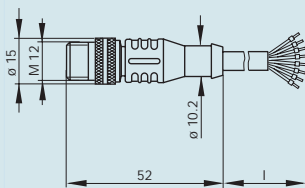
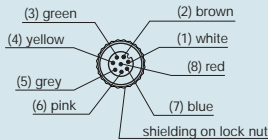
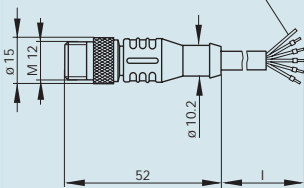


Straight cable plug, shielded, with integrally moulded lead, self-securing screw locking

pin  
8  
PVC  
grey  
2 m  
0.25 mm<sup>2</sup>  
shielded lead  
LiYCY  
IEC 61076-2-101 (Ed. 1)/ IEC 60947-5-2  
black



pre-twisted drain wire



1 mm  
32 x 0.1  
AC/DC 60 V  
4 A

Cu Zn  
Au  
PA  
TPU  
Zn Al/Ni

IP 67  
3 / 2  
-30 °C to +90 °C

fire resist.

UL pending

50 pieces

1 mm  
32 x 0.1  
AC/DC 30 V  
1,5 A

Cu Zn  
Au  
PA  
TPU  
Zn Al/Ni

IP 67  
3 / 2  
-30 °C to +90 °C



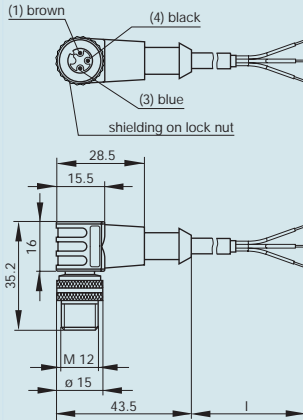
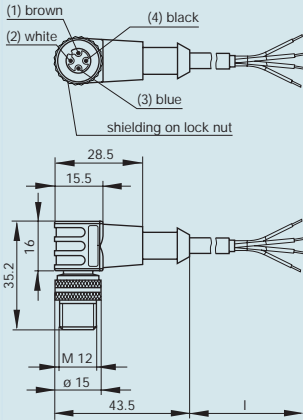
fire resist.

UL pending

50 pieces

# CIRCULAR CONNECTORS E-SERIES M12

with screw locking > Shielded, angled cable plug with integrally molded lead

Type	EWM123S PVC3x034L0200 50	EWM124S PVC4x034L0200 50
Order No.	934 504-500	934 504-510
		
	Angled cable plug, shielded, with integrally moulded lead, self-securing screw locking	Angled cable plug, shielded, with integrally moulded lead, self-securing screw locking
<b>Product description</b>		
Type of contact	pin	pin
Number of contacts	3	4
Cable material	PVC	PVC
Cable color	grey	grey
Cable length	2 m	2 m
Conductor size	0.34 mm <sup>2</sup>	0.34 mm <sup>2</sup>
Cable specification	shielded lead	shielded lead
Cable type	LiYCY	LiYCY
Standard	IEC 61076-2-101 (Ed. 1)/ IEC 60947-5-2	IEC 61076-2-101 (Ed. 1)/ IEC 60947-5-2
Housing Color	black	black
<b>Drawing</b>		
<b>Technical data</b>		
Pin dimensions	1 mm	1 mm
Wire stranding	42 x 0.1	42 x 0.1
Rated voltage	AC/DC 250 V	AC/DC 250 V
Rated current	4 A	4 A
<b>Material</b>		
Contact material	Cu Zn	Cu Zn
Contact surface material	Au	Au
Contact bearer material	PA	PA
Housing material	TPU	TPU
Coupling nut material	Zn Al/Ni	Zn Al/Ni
<b>Environmental conditions</b>		
Protection class (IEC 60529)	IP 67	IP 67
Pollution severity	3/2	3 / 2
Temperature range	-30 °C to +90 °C	-30 °C to +90 °C
<b>Inflammability class</b>		
Cable	fire resist.	fire resist.
<b>Approvals</b>		
UL	UL pending	UL pending
<b>Packing unit</b>		
Packaging unit	50 pieces	50 pieces

**EWM125S PVC5x025L0200 50**

934 504-520



Angled cable plug, shielded, with integrally moulded lead, self-securing screw locking

pin  
5  
PVC  
grey  
2 m  
0.25 mm<sup>2</sup>  
shielded lead  
LiYCY  
IEC 61076-2-101 (Ed. 1)/ IEC 60947-5-2  
black

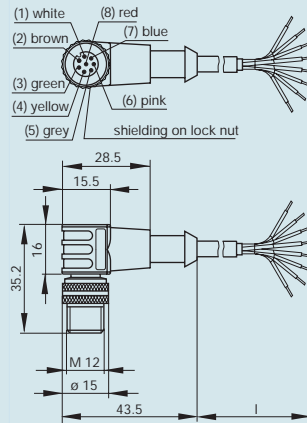
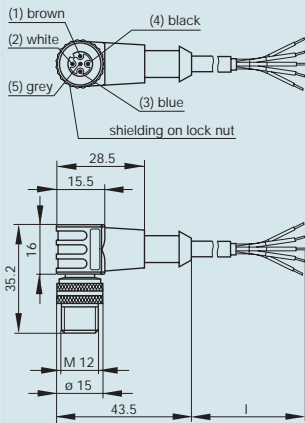
**EWM128S PVC8x025L0200 50**

934 504-530



Angled cable plug, shielded, with integrally moulded lead, self-securing screw locking

pin  
8  
PVC  
grey  
2 m  
0.25 mm<sup>2</sup>  
shielded lead  
LiYCY  
IEC 61076-2-101 (Ed. 1)/ IEC 60947-5-2  
black



1 mm  
32 x 0.1  
AC/DC 60 V  
4 A

1 mm  
32 x 0.1  
AC/DC 30 V  
1,5 A

Cu Zn  
Au  
PA  
TPU  
Zn Al/Ni

Cu Zn  
Au  
PA  
TPU  
Zn Al/Ni

IP 67  
3 / 2  
-30 °C to +90 °C

IP 67  
3 / 2  
-30 °C to +90 °C

fire resist.

fire resist.

UL pending



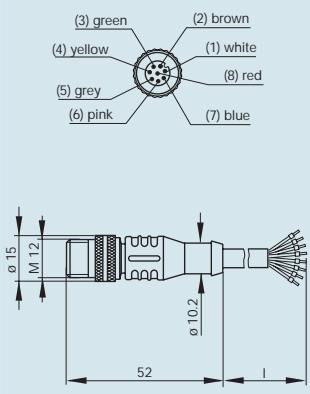
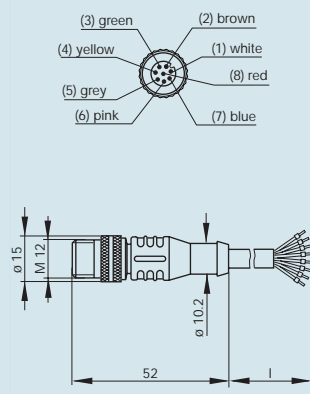
UL pending

50 pieces

50 pieces

# CIRCULAR CONNECTORS E-SERIES M12



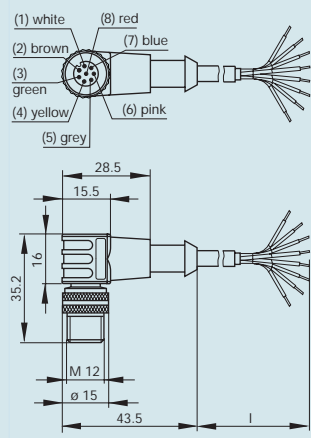
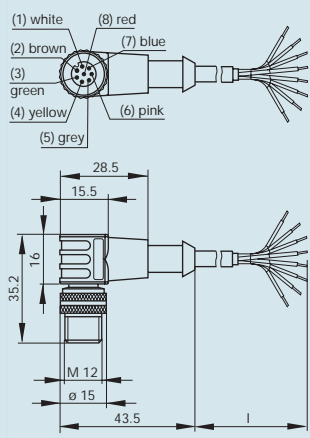
with screw locking > Straight cable plug with integrally molded lead

Type	EM128 PVC8x025L0200 50	EM128 PUR8x025L0200 50
Order No.	934 403-130	934 403-230
		
	Straight cable plug, with integrally moulded lead, self-securing screw locking	Straight cable plug, with integrally moulded lead, self-securing screw locking
<b>Product description</b>		
Other standard types	cable length 5 m: order no. 934 403-131	cable length 5 m: order no. 934 403-231
Type of contact	pin	pin
Number of contacts	8	8
Cable material	PVC	PUR
Cable color	grey	grey
Cable length	2 m	2 m
Conductor size	0.25 mm <sup>2</sup>	0.25 mm <sup>2</sup>
Cable specification	high flexible lead	high flexible lead
Cable type	LiYY-0	Li9YH-11YH
Standard	IEC 61076-2-101 (Ed.1)	IEC 61076-2-101 (Ed.1)
Housing Color	black	black
<b>Drawing</b>		
<b>Technical data</b>		
Pin dimensions	1 mm	1 mm
Wire stranding	32 x 0.1	32 x 0.1
Rated voltage	AC/DC 30 V	AC/DC 30 V
Rated current	1,5 A	1,5 A
<b>Material</b>		
Contact material	Cu Zn	Cu Zn
Contact surface material	Au	Au
Contact bearer material	PA	PA
Housing material	TPU	TPU
Coupling nut material	Zn Al/Ni	Zn Al/Ni
<b>Environmental conditions</b>		
Protection class (IEC 60529)	IP 67	IP 67
Pollution severity	3	3
Temperature range	-25 °C to +90 °C	-30 °C to +90 °C
<b>Inflammability class</b>		
Cable	fire resist.	fire resist.
Contact bearer		
<b>Approvals</b>		
UL	UL pending	UL pending
<b>Packing unit</b>		
Packaging unit	50 pieces	50 pieces





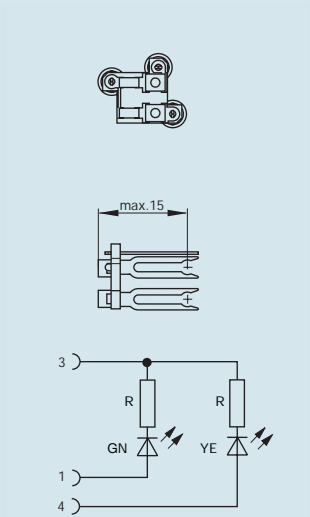
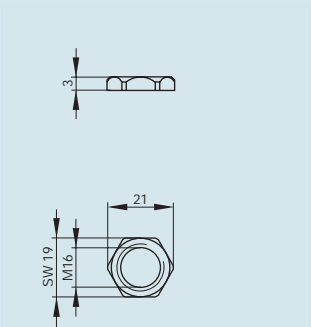
# CIRCULAR CONNECTORS E-SERIES M12

with screw locking > Angled cable plug with integrally molded lead

Type	EWM128 PVC8x025L0200 50	EWM128 PUR8x025L0200 50
Order No.	934 404-130	934 404-230
		
	Angled cable plug, with integrally moulded lead, self-securing screw locking	Angled cable plug, with integrally moulded lead, self-securing screw locking
<b>Product description</b>		
Other standard types	cable length 5 m: order no. 934 404-131	cable length 5 m: order no. 934 404-231
Type of contact	pin	pin
Number of contacts	8	8
Cable material	PVC	PUR
Cable color	grey	grey
Cable length	2 m	2 m
Conductor size	0.25 mm <sup>2</sup>	0.25 mm <sup>2</sup>
Cable specification	high flexible lead	high flexible lead
Cable type	LiYY-0	Li9YH-11YH
Standard	IEC 61076-2-101 (Ed.1)	IEC 61076-2-101 (Ed.1)
Housing Color	black	black
<b>Drawing</b>		
<b>Technical data</b>		
Pin dimensions	1 mm	1 mm
Wire stranding	32 x 0.1	32 x 0.1
Rated voltage	AC/DC 30 V	AC/DC 30 V
Rated current	1,5 A	1.5 A
<b>Material</b>		
Contact material	Cu Zn	Cu Zn
Contact surface material	Au	Au
Contact bearer material	PA	PA
Housing material	TPU	TPU
Coupling nut material	Zn Al/Ni	Zn Al/Ni
<b>Environmental conditions</b>		
Protection class (IEC 60529)	IP 67	IP 67
Pollution severity	3	3
Temperature range	-30 °C to +90 °C	-30 °C bis +90 °C
<b>Inflammability class</b>		
Cable	fire resist.	fire resist.
Contact bearer		
<b>Approvals</b>		
UL	UL pending	UL pending
<b>Packing unit</b>		
Packaging unit	50 pieces	50 pieces

# CIRCULAR CONNECTORS E-SERIES M12

Circular Connectors E-series M12 / M12 push-pull > Accessories E-series M12

Type	E 2 LED PNP	ELST-M M16
Order No.	933 405-001	735 413-002
	 <p>LED insert (ca. 10 mA), suitable for contact assignment, in accordance with IEC 61076-2-101 (Ed. 1)/ IEC 60947-5-2</p>	 <p>Fastening nut with M16 thread</p>
<b>Product description</b> Housing Color		metallic
<b>Description of Wiring</b> Circuit LED color	PNP/normally open LED green = power, LED yellow = switch state,	
<b>Drawing</b>		
<b>Technical data</b> Rated voltage Type of termination	DC 10 V to 30 V male	
<b>Material</b> Material		Cu Zn/Ni
<b>Environmental conditions</b> Temperature range	-25 °C to +90 °C	
<b>Packing unit</b> Packaging unit	100 pieces	100 pieces
<b>Scope of delivery and accessories</b> Accessories to order separately	accessory for ELKA 4012 PG7 transparent/topas, order no. 933 210-199; ELWIK A 4012 PG7 transparent/ topas, order no. 933 173-199	accessory for M12 appliance socket/connector

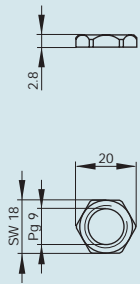
**ELST-M PG9**

733 877-001



Fastening nut with PG9 thread

metallic



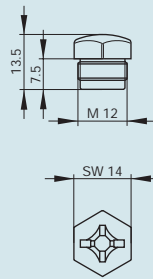
**M12 VS**

734 209-100



Protective cap for M12 mounting sockets and cable sockets

black



Cu Zn/Ni

PA

100 pieces


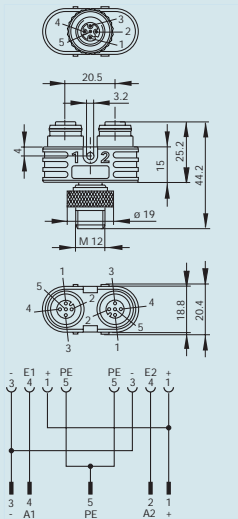
100 pieces

accessory for M12 appliance socket/connector

accessory for M12 appliance socket

# CIRCULAR CONNECTORS E-SERIES M12

Junction boxes > Appliance connector

<b>Type</b>	<b>ASC 2FIX4P - M12</b>
Order No.	934 462-100
	 <p>Splitter with screw- / M12 push-pull snap locking</p>
<b>Product description</b>	
Other standard types	with LED display: order no. 934 462-200
Type of contact	male / female (spring loaded)
Number of contacts	5
Standard	IEC 61076-2-101 (Ed. 1)/ IEC 60947-5-2
Housing Color	black
<b>Drawing</b>	
<b>Technical data</b>	
Pin dimensions	1 mm
Rated voltage	AC/DC 50 V
Rated current	4 A
<b>Material</b>	
Contact material	Cu Sn 6
Contact surface material	Au
Contact bearer material	PA
Housing material	TPU polyether 95A
Coupling nut material	Zn Al/Ni
O-Ring	Vititon
<b>Environmental conditions</b>	
Protection class (IEC 60529)	IP 67
Pollution severity	3
Temperature range	-25 °C to +90 °C
<b>Inflammability class</b>	
Housing	94 HB
Cable	fire resist. VDE 0472 part 804
Contact bearer	94 HB
<b>Packing unit</b>	
Packaging unit	10 pieces



# The digital one, where speed counts.

ETHERNET connectors, the reason why the future of automation has already begun in the recent past.



For some years now, ETHERNET has become a standard feature in offices – the most widely used communications technology has particularly proven its worth in areas where speed is extremely important: in information processing systems. In addition, ETHERNET offers the widest variety of transmission media, such as copper, glass fiber or wireless LAN. The transmission rates range from 10 Mbit/s and 100 Mbit/s to 1 Gigabit/s up to 10 Gigabit/s.

In industrial automation as well, the importance of ETHERNET is on the increase. Because apart from the advantages of standardized communication, it makes possible a seamless infrastructure that extends from the office to the machine or to the individual sensor. And as a result, process and manufacturing information are available not only at the field level but also pass seamlessly into data collection

systems. Hirschmann offers the new 4-pole M12 ETHERNET connector for use in field ETHERNET components – the 4-pole ETHERNET connector has been unanimously specified by the most important standards organizations in the sector. The D-coding for ETHERNET recommended in DKE/IEC 61076-2-101 has been implemented. On the other hand, we are convinced that RJ 45 plug connectors are not suitable for industrial IP 67 applications, regardless of the casing design.

Incidentally: As a systems supplier, Hirschmann not only has ETHERNET plug connectors in its product range, but also an IP 67 switch as well as M12-RJ 45 lead-throughs for control cabinets. Do enquire with us about the same!



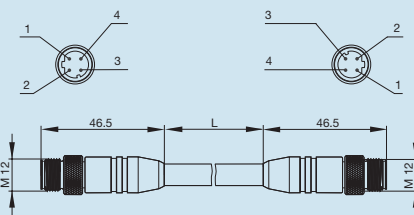
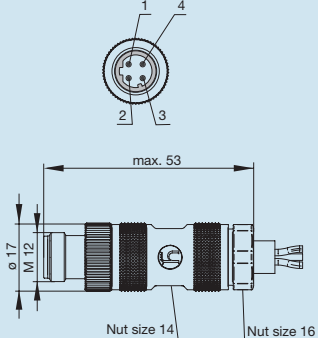
*In time to come, ETHERNET will take on an increasing number of industrial automation tasks that were hitherto carried out by field bus systems. For this reason, it is good to know that with Hirschmann as your system supplier, you are optimally prepared for the challenges of tomorrow: the robust M12 plug connector with a high protection type (IP 67) is itself capable of handling the most demanding applications.*

*Please note that some recommended accessory parts only support a temperature range from  $-25^{\circ}\text{C}$  to  $+70^{\circ}\text{C}$  and might limit the possible operating conditions for the entire system. Specially designed connector types with protection class IP 67 and extended temperature range are available on request. Furthermore, unsealed accessories like RJ 45 adapters or terminal access cables are certainly not suitable inside IP 67 areas.*




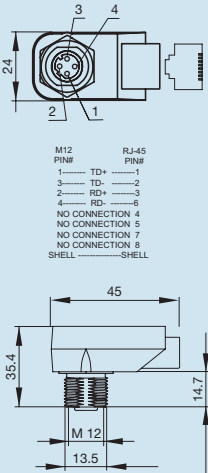
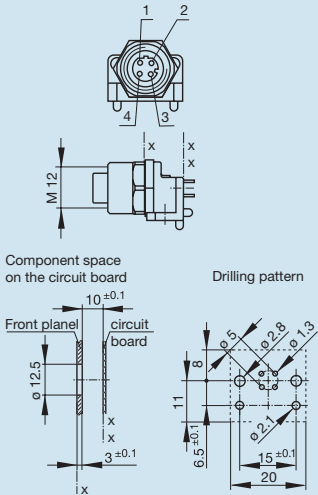
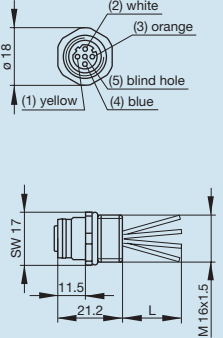


# BUS CONNECTORS

## OCTOPUS IP67 > Connecting technology


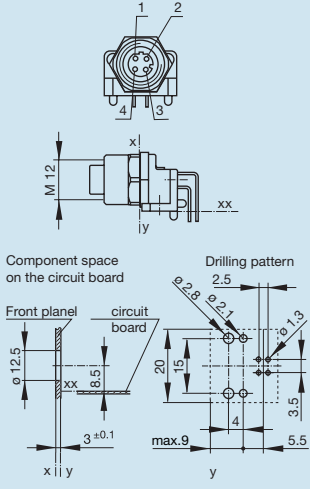
Type	EM12S 001L0200 OCTOPUS	EM12S OCTOPUS
Order No.	934 578-001	934 445-001
	 <p>Industrial ETHERNET patch cords with 2 x M12 connector "D"-coded according IEC 61076-2-101.</p>	 <p>Field attachable Industrial ETHERNET M12 connector "D"-coded according IEC 61076-2-101.</p>
<b>Product description</b> Other standard types  Type of contact Number of contacts Data rate Cable gland Cable material Cable color Cable length Conductor size Cable specification Standard Housing Color	cable length 5 m: order no. 934 578-002; cable length 10 m: order no. 934 578-003 male 4 10BASE-T, 100BASE-TX  PUR  2 m AWG 22 stranded wire IEC 61076-2-101 metallic	male 4 10BASE-T, 100BASE-TX      AWG 24 - AWG 22 stranded wire/solid wire IEC 61076-2-101 metallic
<b>Drawing</b>		
<b>Technical data</b> Wire stranding Rated voltage Rated current Suitable cables Type of termination Pin dimensions	AC/DC 250 V 4 A (Derating)    1 mm	AC/DC 250 V 4 A (Derating) diameter 6.0 mm to 8.0 mm IDC
<b>Material</b> Contact material Contact surface material Contact bearer material Housing material Coupling nut material O-Ring	Cu Zn Au PA PUR Cu Zn/Ni	Cu Zn Au PA Cu Zn/Ni Zn Viton
<b>Environmental conditions</b> Protection class (IEC 60529) Pollution severity Temperature range	IP 67 3 -25 °C to +90 °C	IP 67 3 -25 °C to +85 °C
<b>Approvals</b> UL	UL in pending	UL in pending
<b>Packing unit</b> Packaging unit	10	10
<b>Scope of delivery and accessories</b> Accessories to order separately	OCTOPUS 5TX EEC, order no. 943 892-001; MM3-4TX5 OCTOPUS, order no. 943 841-001; EF12RJ45 OCTOPUS, order no. 934 498-001; EF12M OCTOPUS, order no. 934 450-021; EF12L OCTOPUS, order no. 934 451-021; EF12LW OCTOPUS, order no. 934 451-521	OCTOPUS 5TX EEC, order no. 943 892-001; MM3-4TX5 OCTOPUS, order no. 943 841-001; EF12RJ45 OCTOPUS, order no. 934 498-001; EF12M OCTOPUS, order no. 934 450-021; EF12L OCTOPUS, order no. 934 451-021; EF12LW OCTOPUS, order no. 934 451-521



EF12RJ45 OCTOPUS	EF12L OCTOPUS	EF12M OCTOPUS
<p>934 498-001</p>  <p>Bulkhead M12 connector "D"-coded according IEC 61076-2-101 Amendment 1 to RJ45.</p>	<p>934 451-021</p>  <p>Industrial ETHERNET M12 socket, "D"-coded according IEC 61076-2-101 for combined front panels and circuit board installation</p>	<p>934 450-021</p>  <p>Industrial ETHERNET M12 socket, "D"-coded according IEC 61076-2-101 mounting thread with connection leads.</p>
<p>4 10BASE-T, 100BASE-TX</p> <p>IEC 61076-2-101 Amendment 1 black</p>	<p>female 4 10BASE-T, 100BASE-TX</p> <p>IEC 61076-2-101 metallic</p>	<p>female 4 10BASE-T, 100BASE-TX M16 x 1,5 PVC</p> <p>0,08 m 0,34 0m2 / AWG 22 7 x 0,25 mm IEC 61076-2-101 metallic</p>
 <p>M12 PIN# RJ45 PIN#</p> <p>1 TD+ 1 2 TD- 2 3 RD+ 3 4 RD- 4 NO CONNECTION 5 NO CONNECTION 6 NO CONNECTION 7 NO CONNECTION 8 SHELL SHELL</p>	 <p>Component space on the circuit board</p> <p>Drilling pattern</p>	 <p>(2) white (3) orange (1) yellow (4) blue (5) blind hole</p>
<p>DC 60 V 1,5 A diameter 15,2 mm / PG 9</p>	<p>AC/DC 150 V 4 A (Derating)</p> <p>soldering, straight pins</p>	<p>4 Litzen je 0,34 mm<sup>2</sup> AC/DC 250 V 4 A (Derating)</p> <p>connection leads, length max. 8 cm</p>
<p>Cu Zn Au PA Cu Zn/Ni Cu Zn/Ni Viton</p>	<p>Cu Zn Au PA Cu Zn/Ni Viton</p>	<p>Cu Zn Au PA Cu Zn / Ni Viton</p>
<p>IP 67 / IP65 3 0 °C to +70 °C</p>	<p>IP 67 / IP65 3 -25 °C to +90 °C</p>	<p>IP 67 / IP65 3 -25 °C to +90 °C</p>
<p>UL</p>	<p>UL</p>	<p>UL</p>
<p>10</p>	<p>25</p>	<p>25</p>
<p>OCTOPUS 5TX EEC, order no. 943 892-001; MM3-4TX5 OCTOPUS, order no. 943 841-001; EM12S 001Lxxxx OCTOPUS, order no. 934 497-xxx; EM12S OCTOPUS, order no. 934 44540-001</p>	<p>M 12 VS, order no. 734 209-100; EM12S OCTOPUS, order no. 934 445-001; EM12S 001Lxxxx OCTOPUS, order no. 934 497-xxx</p>	<p>M 12 VS, order no. 734 209-100; ELST M M16, order no. 735 413-002; EM12S OCTOPUS, order no. 934 445-001; EM12S 001Lxxxx OCTOPUS, order no. 934 497-xxx</p>

# BUS CONNECTORS


## OCTOPUS IP67 > Connecting technology



Type		EF12LW OCTOPUS
Order No.	934 451-521	
		<p>Industrial ETHERNET M12 socket, "D"-coded according IEC 61076-2-101 for combined front panels and circuit board installation</p>
<b>Product description</b>	<p>Other standard types</p> <p>Type of contact female</p> <p>Number of contacts 4</p> <p>Data rate 10BASE-T, 100BASE-TX</p> <p>Cable gland</p> <p>Cable material</p> <p>Cable color</p> <p>Cable length</p> <p>Conductor size</p> <p>Cable specification</p> <p>Standard IEC 61076-2-101</p> <p>Housing Color metallic</p>	
<b>Drawing</b>		
<b>Technical data</b>	<p>Wire stranding</p> <p>Rated voltage 250 V</p> <p>Rated current 4 A (Derating)</p> <p>Suitable cables</p> <p>Type of termination soldering, angled pins</p> <p>Pin dimensions</p>	
<b>Material</b>	<p>Contact material Cu Zn</p> <p>Contact surface material Au</p> <p>Contact bearer material PA</p> <p>Housing material Cu Zn/Ni</p> <p>Coupling nut material</p> <p>O-Ring Viton</p>	
<b>Environmental conditions</b>	<p>Protection class (IEC 60529) IP 67 / IP65</p> <p>Pollution severity 3</p> <p>Temperature range -25 °C to +90 °C</p>	
<b>Approvals</b>	<p>UL UL</p>	
<b>Packing unit</b>	<p>Packaging unit 25</p>	
<b>Scope of delivery and accessories</b>	<p>Accessories to order separately</p> <p>M 12 VS, order no. 734 209-100; EM12S OCTOPUS, order no. 934 445-001; EM12S 001Lxxxx OCTOPUS, order no. 934 497-xxx</p>	





# BUS CONNECTORS

## OCTOPUS IP67 > Switch


Type	OCTOPUS 8M
Order No.	943 931-001
	 <p>Managed IP67 switch in accordance with IEEE 802.3, store-and-forward switching mode, Layer 2 Software Professional, ETHERNET (10 Mbit/s) and Fast-ETHERNET (100 Mbit/s)</p>
<b>Product description</b> Port type and quantity	8 x 10/100 BASE-TX, M12 D coding, 4-pole, 2-pair TP cable auto-crossing, auto-negotiation, auto-polarity
<b>More Interfaces</b> Power supply/signaling contact V.24 interface USB interface	1 M12 A coding 5-pin connector 1 M12 A coding 4-pin socket 1 M12 A coding 5-pin socket
<b>Network size - length of cable</b> Twisted pair (TP) Multimode fiber (MM) 50/125 µm Multimode fiber (MM) 62.5/125 µm	0 - 100m
<b>Network size - cascading</b> Line - / star topology Ring structure (HIPER-Ring)	Any 50 (reconfiguration time <0,3 sec.)
<b>Power requirements</b> Operating voltage Power consumption Current consumption at 24 V DC	9.6 to 60 V DC max. 6.2 W 200 mA
<b>Service</b> Management Diagnostics Configuration Security Other services	Serial interface, Web interface, SNMP V1/V2/V3 (HiVision/Industrial HiVision) LEDs (power 1, power 2, link status, data, redundancy manager, error) cable tester, signalling contact (24 V DC/ A), RMON (statistics, history, alarms, events), SysLog support, port mirroring Command Line Interface (CLI scripting), auto-configuration adapter (ACA21-M12), TELNET, BootP, DHCP Option 82, HiDiscovery Port security (MAC and IP address), SNMPv3, SSHv3, SNMP access settings (VLAN/IP), IEEE 802.1X authentication 4 QoS queues, user priority (IEEE 802.1D/p), VLAN (IEEE 802.1Q), unknown multicast filtering, multi-cast support (IGMP Snooping/Querier, GMRP), broadcast limiter per port, ingress and egress packet limiter, Flow Control IEEE 802.3x, LLDP (topology discovery IEEE 802.1AB), Link Aggregation (IEEE 802.3ad), buffered real-time clock, PTP support (Precision Time Protocol) (IEEE 1588 client for system clock only), SNTP support (Simple Network Time Protocol, client/server)
<b>Redundancy</b> Redundancy functions	HIPER-Ring (ring structure), RSTP (Rapid Spanning Tree Protocol, IEEE 802.1w), redundant network/ring coupling, redundant power supply
<b>Ambient conditions</b> Operating temperature Storage/transport temperature	-40 °C to +70 °C -40 °C to +85 °C
<b>Mechanical construction</b> Dimensions (W x H x D) Mounting Weight Protection class	184 mm x 189 mm x 70 mm Wall mounting 1310 g IP 67
<b>Mechanical stability</b> IEC 60068-2-27 shock IEC 60068-2-6 vibration	15 g, 11 ms duration, 18 shocks 1 mm, 2 Hz - 13.2 Hz, 90 min.; 0,7g, 13.2 Hz - 100 Hz, 90 min.; 3.5 mm, 3 Hz - 9 Hz, 10 cycles, 1 octave/min.; 1g, 9 Hz - 150 Hz, 10 cycles, 1 octave/min.
<b>EMC interference immunity</b> EN 61000-4-2 electrostatic discharge (ESD) EN 61000-4-3 electromagnetic field EN 61000-4-4 fast transients (burst) EN 61000-4-5 surge voltage EN 61000-4-6 conducted immunity	4 kV contact discharge, 8 kV air discharge 10 V/m (80 - 1000 MHz) 2 kV power line, 1 kV data line power line: 2kV (line/earth), 1 kV (line/line), 1 kV data line 3 V (10 kHz - 150 kHz), 10 V (150 kHz - 80 MHz)
<b>EMC emitted immunity</b> FCC CFR47 Part 15 EN 55022	FCC CFR47 Part 15 Class A EN 55022 Class A
<b>Approvals</b> Safety of industrial control equipment Germanischer Lloyd Employment in vehicles Electronic mechanisms on rail-mounted vehicles	cUL 508 GL E1 EN 50155
<b>Scope of delivery and accessories</b> Scope of delivery Accessories to order separately	covers for sealing unused ports, description and operating instructions auto configuration adapter (ACA21-M12) order no. 943 931-001; modem cable, shielded M12 4-pins on Sub-D 9-pins order no. 943 902-001; field assembleable M12-connector EM12S OCTOPUS order no. 934 445-001; patchcords EM12S 001Lxxxx OCTOPUS order no. 934 578-xxx; crossing M12 to RJ45 EF12RJ45 OCTOPUS order no. 934 498-001

Type	OCTOPUS 8M-8POE	OCTOPUS 16M
Order No.	943 967-001	943 912-001
	 <p>Managed IP67 switch in accordance with IEEE 802.3, store and forward switching mode, Layer 2 Software Professional, ETHERNET (10 Mbit/s) and Fast-ETHERNET (100 Mbit/s), power sourcing equipment according to IEEE 802.3af (inline power)</p>	 <p>Managed IP67 switch in accordance with IEEE 802.3, store and forward switching mode, Layer 2 Software Professional, ETHERNET (10 Mbit/s) and Fast-ETHERNET (100 Mbit/s)</p>
<b>Product description</b> Port type and quantity	8 x 10/100 BASE-TX PoE (phantom power), M12 D coding, 4-pole, 2-pair TP cable, auto-crossing, auto-negotiation, auto-polarity	16 x 10/100 BASE-TX, M12 D coding, 4-pole, 2-pair TP cable auto-crossing, auto-negotiation, auto-polarity
<b>Network size - length of cable</b> Twisted pair (TP)	0 - 100 m	0 - 100 m
<b>Power requirements</b> Operating voltage Power consumption Current consumption at 24 V DC	46 V to 58 V DC max. 142 W 3.1 A	9.6 to 60 V DC max. 9.5 W 380 mA
<b>Mechanical construction</b> Dimensions (W x H x D) Weight	184 mm x 189 mm x 70 mm 1310 g	261 mm x 189 mm x 70 mm 1920 g

Type	OCTOPUS 16M-8POE	OCTOPUS 16M-2FX
Order No.	943 960-001	943 912-002
	 <p>Managed IP67 switch in accordance with IEEE 802.3, store and forward switching mode, Layer 2 Software Professional, ETHERNET (10 Mbit/s) and Fast-ETHERNET (100 Mbit/s), power sourcing equipment according to IEEE 802.3af (inline power)</p>	 <p>Managed IP67 switch in accordance with IEEE 802.3, store and forward switching mode, Layer 2 software professional, ETHERNET (10 Mbit/s) and Fast-ETHERNET (100 Mbit/s)</p>
<b>Product description</b> Port type and quantity	8 x 10/100 BASE-TX PoE (phantom power) plus 8 x 10/100 BASE-TX, M12 D coding, 4-pole, 2-pair TP cable, auto-crossing, auto-negotiation, auto-polarity	14 x 10/100 BASE-TX, M12 D coding, 4-pole, 2-pair TP cable auto-crossing, auto-negotiation, auto-polarity 2 x 100Base-FX MM, microFX
<b>Network size - length of cable</b> Twisted pair (TP) Multimode fiber (MM) 50/125 µm Multimode fiber (MM) 62.5/125 µm	0 - 100 m	0 - 100 m 0-5000m, 8dB Link Budget at 1300 nm, A = 1dB/km, 3dB Reserve, B = 800 MHz x km 0-4000m, 11dB Link Budget at 1300 nm, A = 1dB/km, 3dB Reserve, B = 500 MHz x km
<b>Power requirements</b> Operating voltage Power consumption Current consumption at 24 V DC	46 V to 58 V DC max. 146 W 3.2 A	9.6 to 60 V DC max. 13.0 W 480 mA
<b>Mechanical construction</b> Dimensions (W x H x D) Weight	261 mm x 189 mm x 70 mm 1920 g	261 mm x 189 mm x 70 mm 1950 g

# BUS CONNECTORS

Switch > Versions

Type	OCTOPUS 16M-8POE-2FX	OCTOPUS 24M
Order No.	943 960-101	943 923-001
	 <p>Managed IP67 switch in accordance with IEEE 802.3, store and forward switching mode, Layer 2 Software Professional, ETHERNET (10 Mbit/s) and Fast-ETHERNET (100 Mbit/s), power sourcing equipment according to IEEE 802.3af (inline power)</p>	 <p>Managed IP67 switch in accordance with IEEE 802.3, store and forward switching mode, Layer 2 Software Professional, ETHERNET (10 Mbit/s) and Fast-ETHERNET (100 Mbit/s)</p>
<b>Product description</b> Port type and quantity	8 x 10/100 BASE-TX PoE (phantom power) plus 6 x 10/100 BASE-TX, M12 D coding, 4-pole, 2-pair TP cable, auto-crossing, auto-negotiation, auto-polarity, 2 x 100Base-FX MM, microFX	24 x 10/100 BASE-TX, M12 D coding, 4-pole, 2-pair TP cable, auto-crossing, auto-negotiation, auto-polarity
<b>Network size - length of cable</b> Twisted pair (TP) Multimode fiber (MM) 50/125 µm Multimode fiber (MM) 62.5/125 µm	0 - 100 m 0-5000m, 8dB Link Budget at 1300 nm, A = 1dB/km, 3dB Reserve, B = 800 MHz x km 0-4000m, 11dB Link Budget at 1300 nm, A = 1dB/km, 3dB Reserve, B = 500 MHz x km	0 - 100 m
<b>Power requirements</b> Operating voltage Power consumption Current consumption at 24 V DC	46 V to 58 V DC max. 150 W 3.3 A	9.6 to 60 V DC max. 13.5 W 500 mA
<b>Mechanical construction</b> Dimensions (W x H x D) Weight	261 mm x 189 mm x 70 mm 1950 g	338 mm x 189 mm x 70 mm 2540 g


Type	OCTOPUS 24M-2FX
Order No.	943 923-002
	 <p>Managed IP67 switch in accordance with IEEE 802.3, store and forward switching mode, Layer 2 Software Professional, ETHERNET (10 Mbit/s) and Fast-ETHERNET (100 Mbit/s)</p>
<b>Product description</b> Port type and quantity	22 x 10/100 BASE-TX, M12 D coding, 4-pole, 2-pair TP cable, auto-crossing, auto-negotiation, auto-polarity, 2 x 100Base-FX MM, microFX
<b>Network size - length of cable</b> Twisted pair (TP) Multimode fiber (MM) 50/125 µm Multimode fiber (MM) 62.5/125 µm	0 - 100 m 0-5000m, 8dB Link Budget at 1300 nm, A = 1dB/km, 3dB Reserve, B = 800 MHz x km 0-4000m, 11dB Link Budget at 1300 nm, A = 1dB/km, 3dB Reserve, B = 500 MHz x km
<b>Power requirements</b> Operating voltage Power consumption Current consumption at 24 V DC	9.6 to 60 V DC max. 14.9 W 550 mA
<b>Mechanical construction</b> Dimensions (W x H x D) Weight	338 mm x 189 mm x 70 mm 2570 g


# BUS CONNECTORS

## OCTOPUS IP67 > Switch



Type		OCTOPUS 5TX EEC
Order No.	943 892-001	
		
	IP67 switch in accordance with IEEE 802.3, store and forward switching mode, ETHERNET (10 Mbit/s) and Fast-ETHERNET (100 Mbit/s)	
<b>Product description</b> Port type and quantity	5 x 10/100 BASE-TX, M12 D coding, 4-pole, 2-pair TP cable auto-crossing, auto-negotiation, auto-polarity	
<b>More Interfaces</b> Power supply/signaling contact	1 M12 A coding 5-pole / no signal contact (fault relais)	
<b>Network size - length of cable</b> Twisted pair (TP)	0 - 100 m	
<b>Network size - cascability</b> Line - / star topology	any	
<b>Power requirements</b> Operating voltage Power consumption Current consumption at 24 V DC	9.6 to 32 V DC max. 2.4 W max. 100 mA	
<b>Service</b> Diagnostics	LEDs (power, link status, data)	
<b>Ambient conditions</b> Operating temperature Storage/transport temperature MTBF	-40 °C to +70 °C -40 °C to +85 °C 143.6 years; MIL-HDBK 217F: Gb 25 °C	
<b>Mechanical construction</b> Dimensions (W x H x D) Mounting Weight Protection class	60 mm x 126 mm x 31 mm wall mounting 210 g IP 67	
<b>Mechanical stability</b> IEC 60068-2-27 shock IEC 60068-2-6 vibration	15 g, 11 ms duration, 18 shocks 3.5 mm, 3 Hz - 9 Hz, 10 cycles, 1 octave/min.; 1g, 9 Hz - 150 Hz, 10 cycles, 1 octave/min.	
<b>EMC interference immunity</b> EN 61000-4-2 electrostatic discharge (ESD) EN 61000-4-3 electromagnetic field EN 61000-4-4 fast transients (burst) EN 61000-4-5 surge voltage EN 61000-4-6 conducted immunity	4 kV contact discharge, 8 kV air discharge 10 V/m (80 - 1000 MHz) 2 kV power line, 1 kV data line power line: 2kV (linie/earth), 1 kV (linie/line), 1 kV data line 10 V (150 kHz - 80 MHz)	
<b>EMC emitted immunity</b> FCC CFR47 Part 15 EN 55022	FCC CFR47 Part 15 Class A EN 55022 Class A	
<b>Approvals</b> Safety of industrial control equipment Employment in vehicles Electronic mechanisms on rail-mounted vehicles	cUL 508 ( E175537) in preparation E1 (in preparation) EN 50155	
<b>Scope of delivery and accessories</b> Scope of delivery	2x covers for unused ports, labels, description and operating instructions	


# BUS CONNECTORS

 microFX System > Cable

Type		EM12FX2M PUR2x62,5L0200 EM12FX2M
Order No.	934 572-007	
		
		microFX cable assembly MultiMode Fiber 2 x 62.5 µm; includes protection cap
<b>Product description</b> Other standard types		Cable length 5m, order.-no. 934 572-008; Cable length 10m, order.-no. 934 572-009; other cable lengths on request
Type of contact		male
Number of contacts		2 (optical)
Cable material		PUR
Cable color		purple
Cable length		2 m
Conductor size		62,5 µm (optical)
Housing Color		black
<b>Technical data</b>		
Rated voltage		AC/DC 60 V
Rated current		4 A
<b>Material</b>		
Contact material		Keramik
Contact surface material		Au
Contact bearer material		PA
Housing material		PA
O-Ring		NBR
<b>Environmental conditions</b>		
Protection class (IEC 60529)		IP 65 / IP 67
Pollution severity		3
Temperature range		-20°C to +70°C
<b>Packing unit</b>		
Packaging unit		10 pieces
<b>Scope of delivery and accessories</b>		
Accessories to order separately		to be plugged into microFX transceiver, adapter or feed-through





Type	EM12FX4H PUR2x200/075L0200 EM12FX4H	EM12FX4P PUR2x500/075L0200 EM12FX4P
Order No.	934 572-004	934 572-001
	 <p>microFX cable assembly Hard Cladded Silica Fiber 2 x 200 µm Power 2 x 0.75 mm<sup>2</sup>; includes protection cap</p>	 <p>microFX cable assembly Plastic Optical Fiber 2 x 500 µm; includes protection cap</p>
<b>Product description</b> Other standard types	Cable length 5m, order.-no. 934 572-005; Cable length 10m, order.-no. 934 572-006; other cable lengths on request	Cable length 5m, order.-no. 934 572-002; Cable length 10m, order.-no. 934 572-003; other cable lengths on request
Number of contacts Conductor size	2 (optical) + 2 (electrical) 200 µm (optical), 0,75mm <sup>2</sup> (electrical)	2 (optical) + 2 (electrical) 500 µm (optical), 0,75mm <sup>2</sup> (electrical)
<b>Technical data</b> Rated voltage	AC/DC 60 V	AC/DC 250 V
<b>Material</b> Contact material	Cu Zn	Cu Zn

Type	EM12FX2S PUR2x9L0200 EM12FX2S
Order No.	934 572-010
	 <p>microFX cable assembly, microFX SingleMode Fiber 2 x 9 µm; includes protection cap</p>
<b>Product description</b> Other standard types	Cable length 5m, order.-no. 934 572-011; Cable length 10m, order.-no. 934 572-012; other cable lengths on request
Number of contacts Conductor size	2 (optical) 9 µm (optical)
<b>Technical data</b> Rated voltage	AC/DC 60 V
<b>Material</b> Contact material	Keramik

# BUS CONNECTORS

## microFX System > Cable plugs and adapters

Type	EM12FX PG9	EF12M4FX-EF124FX
Order No.	934 540-001	934 547-001
	 <p>Cable plug microFX to house optical and electrical contacts, strain relief by means of clamping cage; contacts to order seperately</p>	 <p>Cable adapter microFX with metal housing; delivery includes protection cap</p>
<b>Product description</b>		
Type of contact	male (spring loaded)	female (spring-loaded)
Number of contacts	2 (optical) + 2 (elektrical)	2 (optical) + 2 (elektrical)
Cable gland	PG 9	
Standard	in support IEC61076-2-101(Ed. 1)	
Housing Color	black	silver
<b>Technical data</b>		
Rated voltage	AC/DC 250 V	AC/DC 250 V
Rated current	4 A	4 A
Suitable cables	diameter 6 mm to 8 mm	
<b>Material</b>		
Contact material		Cu Zn
Contact surface material		Au
Contact bearer material	PA	PA
Housing material	PA	Cu Zn/Ni
Coupling nut material	Zn Al/Ni	
O-Ring	NBR	Viton
<b>Environmental conditions</b>		
Protection class (IEC 60529)	IP 65 / IP 67	IP 65 / IP 67
Pollution severity	3	3
Temperature range	-25°C to +85°C	-40°C to +85°C
<b>Packing unit</b>		
Packaging unit	25 pieces	10 pieces
<b>Scope of delivery and accessories</b>		
Accessories to order separately	optical/electrical contacts: RSFX P500; RSFX H200; RSFX M50-62,5; RSFX S9; RSC 1000	compatible microFX-cable plugs

## EF124FX-EF124FX

934 546-001



Feed-through adapter microFX with metal housing;  
delivery includes protection cap and mounting screw

---

female (spring-loaded)  
2 (optical) + 2 (electrical)

silver

---

AC/DC 250V  
4 A

---

Cu Zn  
Au  
PA  
Cu Zn/Ni

Viton

---

IP 65 / IP 67  
3  
-40°C to +85°C

---

10 pieces



---

compatible microFX-cable plugs

---

# BUS CONNECTORS

## microFX System > Transceivers

Type	EF12H FXS	EF12H FXP5
Order No.	934 545-003	934 545-001
	 <p>100Base-FX Transceiver microFX for SingleMode applications 1310 nm, 125 MBit/s with metal housing, acc. to IEEE 802.3, with FDDI PMD standard; includes protection cap and mounting screw</p>	 <p>100Base-FX Transceiver microFX for POF/HCS application 650 nm, 125 MBit/s with metal housing, acc. to IEEE 802.3, with FDDI PMD standard; includes protection cap and mounting screw</p>
<b>Product description</b>		
Type of contact	female	female
Number of contacts	2 (optical) + 2 (electrical)	2 (optical) + 2 (electrical)
Diagnostics	Signal Detect, TX disable	Signal Detect, TX disable
Standard	ISO/IEC 9314-3, housing: IEC 61076-2-101 (Ed. 1)	ISO/IEC 9314-3, housing: IEC 61076-2-101 (Ed. 1)
Housing Color	silver	silver
<b>Technical data</b>		
Rated voltage	AC/DC 60 V	AC/DC 60 V
Rated current	4 A	4 A
Wave length	1310 nm	650 nm
Output level	-15 dBm to -8 dBm	-8 dBm to 0 dBm
Input Level	-8 dBm to -31 dBm	0 dBm to -25 dBm
Data rate	125 Mbit/s	125 Mbit/s
Data interface	PECL	PECL
Power supply	DC 3.3 V	DC 3.3 V
Current consumption	DC 295 mA	DC 295 mA
<b>Material</b>		
Contact material	Cu Zn	Cu Zn
Contact surface material	Au	Au
Contact bearer material	PA	PA
Housing material	Cu Zn/Ni	Cu Zn/Ni
O-Ring	Viton	Viton
<b>Environmental conditions</b>		
Protection class (IEC 60529)	IP 65 / IP 67	IP 65 / IP 67
Pollution severity	3	3
Temperature range	-40°C to +85°C	-40°C to +85°C
<b>Packing unit</b>		
Packaging unit	20 pieces	20 pieces

## EF12H FXM

934 545-002



100Base-FX Transceiver microFX for MultiMode application 1310 nm, 125 MBit/s with metal housing, acc. to IEEE 802.3, with FDDI PMD standard; incl. protection cap and mounting screw

---

female  
2 (optical) + 2 (electrical)  
Signal Detect, TX disable led out via pin  
ISO/IEC 9314-3, housing: in support of IEC 61076-2-101 (Ed. 1)  
silver

---

AC/DC 60 V  
4 A  
1310 nm  
-20 dBm to -40 dBm  
-31 dBm to -14 dBm  
125 Mbit/s  
PECL  
DC 3.3 V  
DC 295 mA

---

Cu Zn  
Au  
PA  
Cu Zn/Ni  
Viton

---

IP 65 / IP 67 (mated)  
3  
-40°C to +85°C

---

20 pieces

---

# BUS CONNECTORS

## microFX System > Contacts

Type	RSFX H200	RSFX M50-62,5
Order No.	934 542-002	934 542-003
	 <p>Optical contact microFX for HCS fiber 200 / 230 μm</p>	 <p>Optical contact microFX for MultiMode fiber 50 / 125 μm or 62,5 / 125 μm</p>
<b>Product description</b> Conductor size		
<b>Technical data</b> kind of connection Pin dimensions	gluing / crimp 1.25 mm	gluing / crimp 1.25 mm
<b>Material</b> Contact material Contact surface material	metal	ceramic
<b>Packing unit</b> Packaging unit	50 pieces	50 pieces
<b>Scope of delivery and accessories</b> Accessories to order separately	microFX cable plug; ; termination tool-kit, contact ejection tool (each on special request)	microFX cable plug; ; termination tool-kit, contact ejection tool (each on special request)

RSFX P500	RSFX S9	RSC 1000
<p>934 542-001</p>  <p>Optical contact microFX for POF 490 / 500 µm</p>	<p>934 542-004</p>  <p>Optical contact microFX for SingleMode fiber 9 / 125 µm</p>	<p>934 543-001</p>  <p>Electrical contact microFX</p>
		max. 1 mm <sup>2</sup>
gluing / crimp 1.25 mm	gluing / crimp 1.25 mm	crimp 1.0 mm
metal	ceramic	Cu Zn Au
50 pieces	50 pieces	50 pieces
microFX cable plug; ; termination tool-kit, contact ejection tool (each on special request)	microFX cable plug; ; termination tool-kit, contact ejection tool (each on special request)	microFX cable plug; contact ejection tool

# Onward transmission made easy.

Boosting the radius of action of connecting cables and conductors.



In sensors and actuator devices, in passive junction boxes and active field bus components, connecting conductors provide even more flexibility in connecting technology. Wherever the E-series M 8/M 12 or valve plug connectors are used, Hirschmann connecting cables extend the action radius of your automation solution with extruded-insulation cable connecting boxes, cable connectors and client-specific solutions. This gives you full control – over automation, the future, and over your costs.

In the future, you can comfortably order Hirschmann connecting cables “à la carte” – and that will suit you as our deserving customer just fine: You will receive exactly the number of units that you select. In addition, you can also specify additional characteristics yourself, such as for example the number of poles, whether sockets or pins, straight or angled version, as well as different cable lengths, cable qualities and cable ends.

*Whether in the logistics industry or in the packing industry, in racking installations or automatic installation units – wherever sensors or valve plug connectors are in use, Hirschmann connecting cables can greatly enhance the possibilities.*



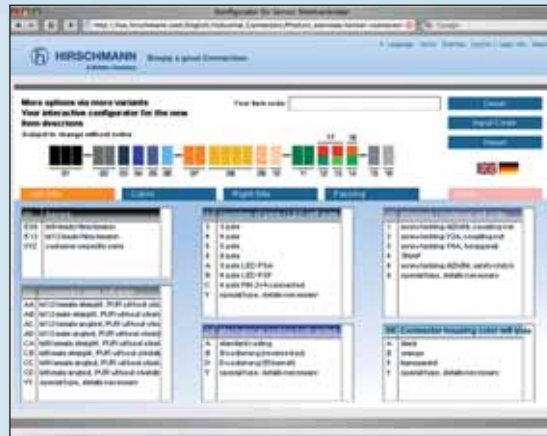


# Ordering à la carte.

Connecting cables.



Exact-fit connecting cables do not normally take longer than the standard order, but save a lot of time and precious resources. Because leftover quantities and cut cable lengths will be a thing of the past. Thus if in the future the standard item in large quantities does not meet your individual requirements, simply use this flexible configuration possibility. The best thing would be to speak directly to us.



*Using the online tool OpenConnector your individual sensor or valve connector solution in any batch size is only a few mouse clicks away.*

# More choice thanks to the wider range.

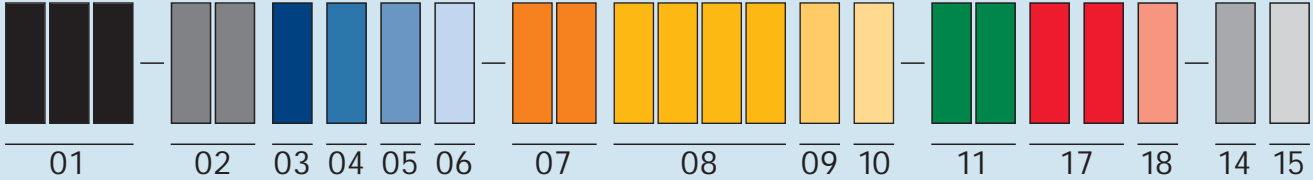
The new cable combination for valve connectors.

The greater flexibility which Hirschmann now offers in the field of valve connectors also means a greater variety of characteristics for the article designation. You now have the possibility of configuring these cables directly via the online tool "OpenConnector".

[www.hirschmann.com](http://www.hirschmann.com)

With the launching of the new molded GDM connectors the new article designation is already implemented.

The following overview will help you to be able to assign these new characteristics.



01	series
GAN	GDM type A (DIN)
GBI	GDM type B (industrial version)
GBN	GDM type B (DIN)
GCI	GDM type C (industrial version)
GCN	GDM type C (DIN)

02	connector style left side
DA	blank version
DB	with LED yellow for 24 V
DC	with LED yellow for 120 V
DE	with LED yellow for 250 V
DF	with suppressor diode & LED yellow for 24 V
DH	for pressure switch; LED red/green for 24 V
DK	for pressure switch; LED yellow/green for 24 V
DL	with varistor & LED yellow for 250 V
DM	with varistor & bridge rectifier for 250 V
DN	with varistor & bridge rectifier & LED yellow for 250 V
DO	with RC circuit LED yellow for 120 V
DP	with Zener diode & LED yellow for 24 – 250 V
DR	with varistor & LED yellow for 120 V
DS	with suppressor diode & LED yellow for 12 V
YY	special type, details necessary

03	number of pins
D	2 pole + PE
E	3 pole + PE
F	2 pole / PE connected
G	2 pole without PE
Y	special type, details necessary

04	mechanical coding and design
E	standard version with molded sealing; cable outlet standard (on opposite side of PE)
F	standard version with molded sealing; cable outlet on side of PE
G	version Plus (up to 105° C and IP 68); cable outlet standard (on opposite side of PE)
H	version Plus (up to 105° C and IP 68); cable outlet on side of PE
Y	special type, details necessary

05	interlock/material
7	central screw steel, recessed head
8	central screw steel, knurl grip
9	special type, details necessary
A	central screw stainless steel V2A, recessed head

06	connector housing color
A	black
X	transparent
Y	special type, details necessary

07	cable material*
<b>PVC cables</b>	
AF	PVC 2 x 0.75 mm <sup>2</sup> , grey (without UL)
AG	PVC 3G x 0.75 mm <sup>2</sup> , grey (without UL)
AH	PVC 4G x 0.75 mm <sup>2</sup> , grey (without UL)
AK	PVC 5G x 0.75 mm <sup>2</sup> , grey (without UL)
AL	PVC 3G x 0.34 mm <sup>2</sup> , grey (without UL)
AM	PVC 4G x 0.34 mm <sup>2</sup> , grey (without UL)
DM	PVC 2 x 0.75 mm <sup>2</sup> , grey (with UL)
DN	PVC 3G x 0.75 mm <sup>2</sup> , grey (with UL)
DO	PVC 4G x 0.75 mm <sup>2</sup> , grey (with UL)
DP	PVC 5G x 0.75 mm <sup>2</sup> , grey (with UL)
DR	PVC 3G x 0.34 mm <sup>2</sup> , grey (with UL)
DS	PVC 4G x 0.34 mm <sup>2</sup> , grey (with UL)
YY	special type, details necessary
<b>PUR cables</b>	
FR	PUR 2 x 0.75 mm <sup>2</sup> , grey (with UL)
FS	PUR 3G x 0.75 mm <sup>2</sup> , grey (with UL)
FT	PUR 4G x 0.75 mm <sup>2</sup> , grey (with UL)
FU	PUR 5G x 0.75 mm <sup>2</sup> , grey (with UL)
FV	PUR/PVC 3G x 0.75 mm <sup>2</sup> , grey
FW	PUR/PVC 4G x 0.75 mm <sup>2</sup> , grey
FX	PUR 3G x 0.34 mm <sup>2</sup> , grey (with UL)
FY	PUR 4G x 0.34 mm <sup>2</sup> , grey (with UL)
YY	special type, details necessary

\*G = Types with protective conductor

08	cable length
0020 ... 3000	20 cm ... 30 m
0008 ... 1180	8.0 inch ... 1180.0 inch

09	system of measurement for length of cable
C	length in cm
I	length in inch

10	cable text
0	without printing
1	Hirschmann product code
2	specific printing up to 60 char

11	wire processing
XA	wire unmachined
XB	wire stripped and tinned
XC	wire stripped, cable sleeve
YY	special type, details necessary

17	stripping of cable outer sheath
00	0 mm / 0 inch
05	5 mm / 0.2 inch
10	10 mm / 0.4 inch
15	15 mm / 0.6 inch
20	20 mm / 0.8 inch
25	25 mm / 1.0 inch
30	30 mm / 1.2 inch
35	35 mm / 1.4 inch
40	40 mm / 1.6 inch
45	45 mm / 1.8 inch
50	50 mm / 2.0 inch
55	55 mm / 2.2 inch
60	60 mm / 2.4 inch
65	65 mm / 2.6 inch
70	70 mm / 2.8 inch
75	75 mm / 3.0 inch
99	special type, details necessary


18	stripping of wire
0	0 mm / 0 inch
1	1 mm / 0.04 inch
2	2 mm / 0.08 inch
3	3 mm / 0.12 inch
4	4 mm / 0.16 inch
5	5 mm / 0.20 inch
6	6 mm / 0.24 inch
7	7 mm / 0.28 inch
8	8 mm / 0.32 inch
9	9 mm / 0.36 inch
A	10 mm / 0.40 inch
Y	special type, details necessary

14	packaging
A	Hirschmann
B	neutral
Y	special type, details necessary

15	packaging unit
A	5, collect packaging
B	10, collect packaging
C	25, collect packaging
D	50, collect packaging
E	100, collect packaging
F	5, with single unit packaging
G	10, with single unit packaging
H	25, with single unit packaging
K	50, with single unit packaging
L	100, with single unit packaging
Y	special type, details necessary

# The valve professional for pneumatic and hydraulic systems.

Durability tests successful: the GDM-series can outplug many others.



Hydraulic, pneumatic and electromagnetic actuators and sensors – where hardness meets hardness, the GDM-series is fully within its element. And for this reason, the rectangular connector with a high loading capacity is especially well-suited for use with solenoid valves, pressure sensors, flow controllers and in heating equipment in control systems for gas appliances and oil burners. Even in vibration-endangered devices and structural components such as construction machines or in conveyor installations, it is possible to have a highly durable solution with the use of crimp technology.

With built-in electronic components such as rectifiers, optical status displays and protective elements, the GDM-series can be connected to devices where these functions have not been integrated. And last but not least, the GDM-series can be used wherever a “metal-free” environment is required, for example in the food sector and the chemical industry.

The GDM-series is used wherever rectangular connectors have to have resilient qualities, such as for example on drilling rigs, conveyor installations or in construction machines.






The rectangular connector with a large range of cable diameters from 4.5 mm to 14 mm is protected against dust and sprayed water with vibration-free locking with a central screw; a knurled screw can also be supplied for use without tools.















# Rectangular connectors.

## Program overview GDM-series.








Type A							
Cable socket					Appliance connector		
molded		self-assembly					
unwired	wired	wired		wired			
 <p>2-pole from page 182</p>	 <p>2-pole from page 228</p>	 <p>standard 2-pole from page 168 3-pole from page 171</p>	 <p>for heating appliances 3-pole from page 175</p>	 <p>with electronic inserts 2-pole from page 203</p>	 <p>with retaining nut 2-pole from page 192 3-pole from page 193</p>	 <p>for injection molding 2-pole from page 197 3-pole from page 197</p>	
		 <p>flat model 3-pole from page 173</p>	 <p>for applications up to 400 V 2-poles page 219 3-poles page 220</p>	 <p>to fit electronic inserts 2-pole from page 219 3-pole from page 220</p>	 <p>with crimp contact</p>	 <p>with thread 2-pole from page 197</p>	
		 <p>with crimp contact 3-pole from page 174</p>		 <p>electronic insert for GDME from page 222</p>	 <p>for sheet-metal housing 2-pole from page 196</p>	 <p>for cylinder gasket wall mounting 2-pole from page 201 3-pole from page 202</p>	



Type B

Cable socket				Appliance connector			
industrial standard		DIN-standard		industrial standard	DIN-standard		
molded	self-assembly	molded	self-assembly				
 unwired 2-pole from page 249	 unwired 2-pole from page 250	 with inserts 2-pole from page 251	 unwired 2-pole from page 242	 unwired 2-pole from page 240	 with inserts 2-pole from page 246	 2-pole	 2-pole from page 257
 wired 2-pole from page 258			 wired 2-pole from page 243				



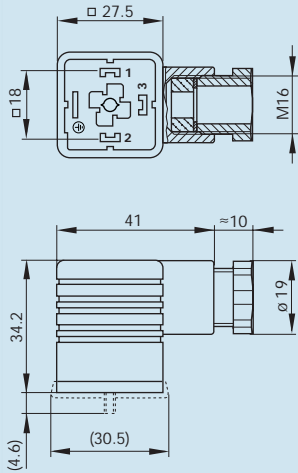
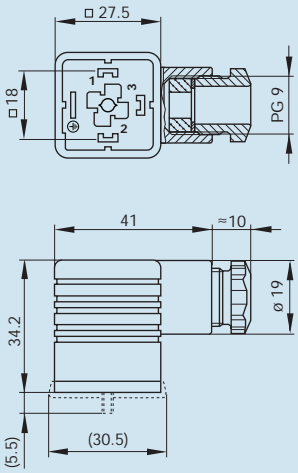
Type C

Cable socket				Appliance connector	
industrial standard		DIN-standard		industrial standard	DIN-standard
molded	self-assembly	molded	self-assembly		
 unwired 2-pole from page 268 3-pole from page 269	 unwired 2-pole from page 264 3-pole from page 264	 unwired 2-pole from page 272	 unwired 2-pole from page 261 3-pole from page 261	 for securing with screws 2-pole from page 265 3-pole from page 265	 for securing with screws 2-pole from page 262 3-pole from page 262
 wired 2-pole from page 267		 wired 2-pole from page 270		 for moulding 2-pole from page 265 3-pole from page 265	 for moulding 2-pole from page 263 3-pole from page 263




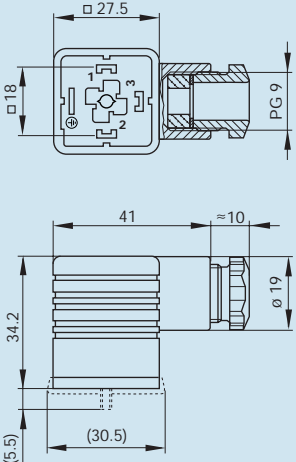
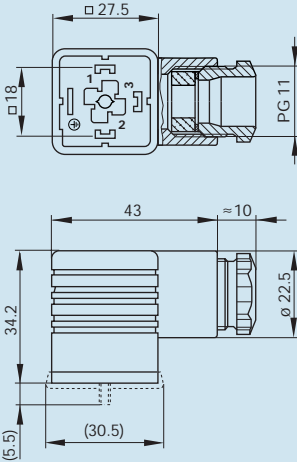
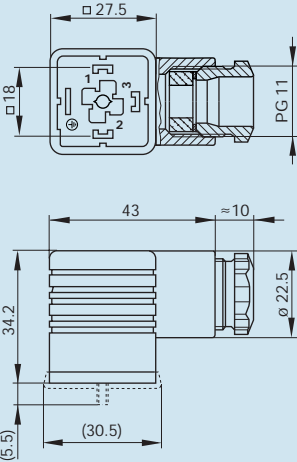


# RECTANGULAR CONNECTORS GDM-SERIES

Type A EN 175301-803 (DIN 43650) / ISO 4400 > Cable socket, self-assembly



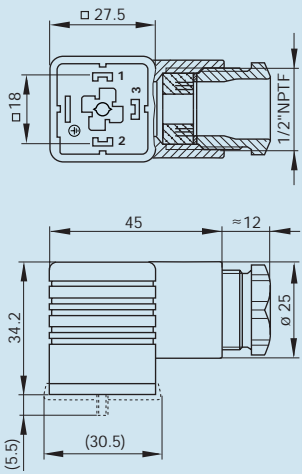
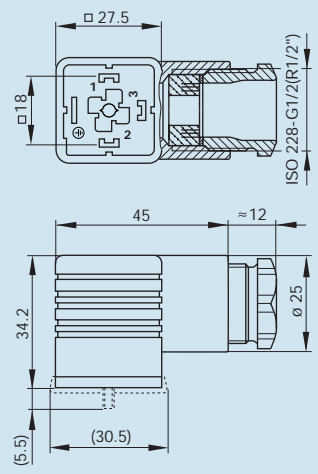
Type	GDM 2016 schwarz/black	GDM 2009 schwarz/black
Order No.	934 393-100	931 965-100
		
	cable socket with central screw M 3 x 35	cable socket with central screw M 3 x 35
<b>Product description</b> Other standard types	grey housing, Order no. 934 393-106	grey housing, Order no. 931 965-106
Number of contacts	2 + PE	2 + PE
Cable gland	M 16	PG 9
Conductor size	max. 1.5 mm <sup>2</sup>	max. 1.5 mm <sup>2</sup>
Standard	DIN EN 175 301-803-A	DIN EN 175 301-803-A
Housing Color	black	black
Construction type	A	A
<b>Drawing</b>		
<b>Technical data</b>		
Pin dimensions	6.3 mm x 0.8 mm, 4.8 mm x 0.8 mm	6.3 mm x 0.8 mm, 4.8 mm x 0.8 mm
Rated voltage	AC/DC 250 V	AC/DC 250 V
Rated current	16 A	16 A
Contact resistance	≤ 4 mOhm	≤ 4 mOhm
Type of termination	screw	screw
Suitable cables	4.5 mm to 10 mm diameter	4.5 mm to 7 mm diameter
Mounting	central nut	central nut
<b>Material</b>		
Contact surface material	Sn	Sn
Contact bearer material	PA	PA
Housing material	PA	PA
<b>Environmental conditions</b>		
Protection class (IEC 60529)	IP 65 (gasket necessary)	IP 65 (gasket necessary)
Pollution severity	3	3
Temperature range	-40 °C to +125 °C	-40 °C to +125 °C
<b>Inflammability class</b>		
Housing	94 HB	94 HB
Contact bearer	94 HB	94 HB
<b>Approvals</b>		
UR		
VDE	VDE	VDE
SEV		SEV
CSA		CSA
GL		
<b>Packing unit</b>		
Packaging unit	200 pieces	200 pieces
<b>Scope of delivery and accessories</b>		
Accessories to order separately	(NBR) flat gasket GDM 3-7, Order no. 730 801-002; (EPDM) flat gasket GDM 3-21, Order no. 731 739-004; profiled gasket GDM 3-16, Order no. 731 531-002; knurled screw GDM 3011-8, Order no. 732 574-001; stainless steel screw GDM 3011 RF-1, Order no. 734 363-001	(NBR) flat gasket GDM 3-7, Order no. 730 801-002; (EPDM) flat gasket GDM 3-21, Order no. 731 739-004; profiled gasket GDM 3-16, Order no. 731 531-002; knurled screw GDM 3011-8, Order no. 732 574-001; stainless steel screw GDM 3011 RF-1, Order no. 734 363-001




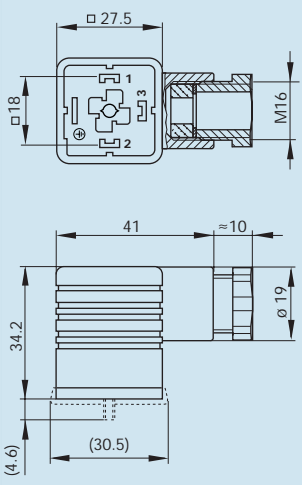
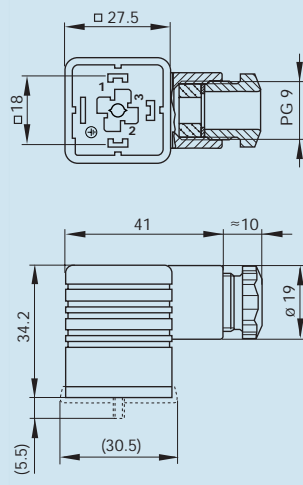
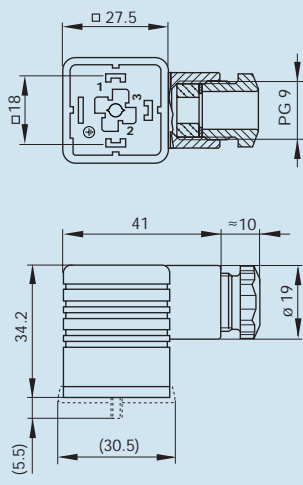


GDM 2009 J schwarz/black	GDM 2011 schwarz/black	GDM 2011 J schwarz/black
931 236-100	931 957-100	932 106-100
 <p data-bbox="92 481 443 510">cable socket with central screw M 3 x 35</p>	 <p data-bbox="534 481 885 510">cable socket with central screw M 3 x 35</p>	 <p data-bbox="981 481 1332 510">cable socket with central screw M 3 x 35</p>
<p data-bbox="92 533 295 712">grey housing, Order no. 931 236-106 2 + PE PG 9 max. 1.5 mm<sup>2</sup> DIN EN 175 301-803-A black A</p>	<p data-bbox="534 533 737 712">grey housing, Order no. 931 957-106 2 + PE PG 11 max. 1.5 mm<sup>2</sup> DIN EN 175 301-803-A black A</p>	<p data-bbox="981 533 1184 712">grey housing, Order no. 932 106-106 2 + PE PG 11 max. 1.5 mm<sup>2</sup> DIN EN 175 301-803-A black A</p>
		
<p data-bbox="92 1288 406 1440">6.3 mm x 0.8 mm, 4.8 mm x 0.8 mm AC/DC 250 V 16 A ≤ 4 mOhm screw / cable shoe / cable eye 4.5 mm to 7 mm (diameter) central nut</p>	<p data-bbox="534 1288 849 1440">6.3 mm x 0.8 mm, 4.8 mm x 0.8 mm AC/DC 250 V 16 A ≤ 4 mOhm screw 6 mm to 9 mm diameter central nut</p>	<p data-bbox="981 1288 1295 1440">6.3 mm x 0.8 mm, 4.8 mm x 0.8 mm AC/DC 250 V 16 A ≤ 4 mOhm screw / cable shoe / cable eye 6 mm to 9 mm diameter central nut</p>
<p data-bbox="92 1473 124 1541">Sn PA PA</p>	<p data-bbox="534 1473 566 1541">Sn PA PA</p>	<p data-bbox="981 1473 1013 1541">Sn PA PA</p>
<p data-bbox="92 1568 303 1635">IP 65 (gasket necessary) 3 -40 °C to +125 °C</p>	<p data-bbox="534 1568 745 1635">IP 65 (gasket necessary) 3 -40 °C to +125 °C</p>	<p data-bbox="981 1568 1192 1635">IP 65 (gasket necessary) 3 -40 °C to +125 °C</p>
<p data-bbox="92 1662 151 1706">94 HB 94 V0</p>	<p data-bbox="534 1662 593 1706">94 HB 94 HB</p>	<p data-bbox="981 1662 1040 1706">94 HB 94 V0</p>
<p data-bbox="92 1733 135 1823">UR VDE SEV CSA</p>	<p data-bbox="534 1756 577 1823">VDE SEV CSA</p>	<p data-bbox="981 1733 1024 1823">UR VDE SEV CSA</p>
<p data-bbox="92 1872 188 1895">200 pieces</p>	<p data-bbox="534 1872 630 1895">200 pieces</p>	<p data-bbox="981 1872 1077 1895">200 pieces</p>
<p data-bbox="92 1921 422 2141">(NBR) flat gasket GDM 3-7, Order no. 730 801-002; (EPDM) flat gasket GDM 3-21, Order no. 731 739-004; profiled gasket GDM 3-16, Order no. 731 531-002; knurled screw GDM 3011-8, Order no. 732 574-001; stainless steel screw GDM 3011 RF-1, Order no. 734 363-001</p>	<p data-bbox="534 1921 865 2141">(NBR) flat gasket GDM 3-7, Order no. 730 801-002; (EPDM) flat gasket GDM 3-21, Order no. 731 739-004; profiled gasket GDM 3-16, Order no. 731 531-002; knurled screw GDM 3011-8, Order no. 732 574-001; stainless steel screw GDM 3011 RF-1, Order no. 734 363-001</p>	<p data-bbox="981 1921 1311 2141">(NBR) flat gasket GDM 3-7, Order no. 730 801-002; (EPDM) flat gasket GDM 3-21, Order no. 731 739-004; profiled gasket GDM 3-16, Order no. 731 531-002; knurled screw GDM 3011-8, Order no. 732 574-001; stainless steel screw GDM 3011 RF-1, Order no. 734 363-001</p>

# RECTANGULAR CONNECTORS GDM-SERIES



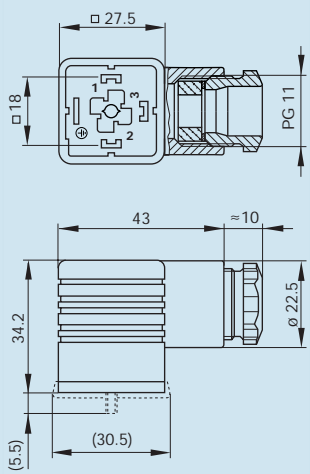
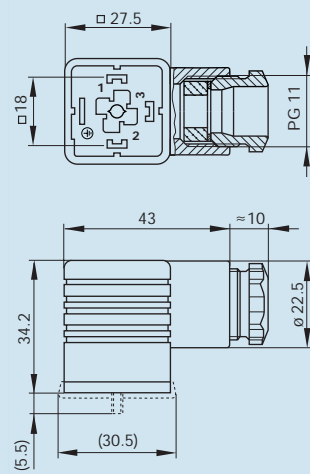
Type A EN 175301-803 (DIN 43650) / ISO 4400 > Cable socket, self-assembly




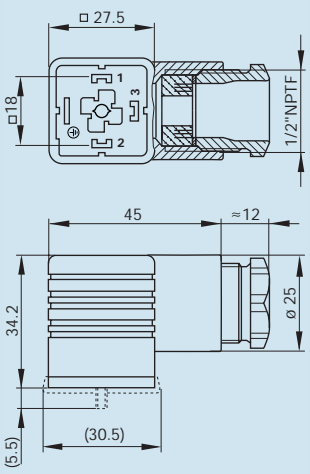
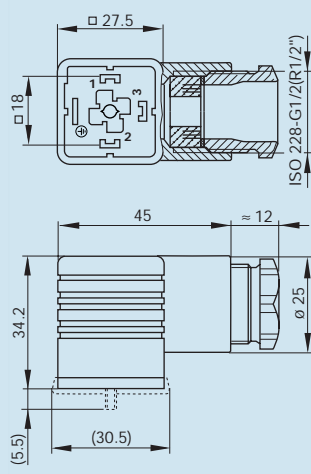
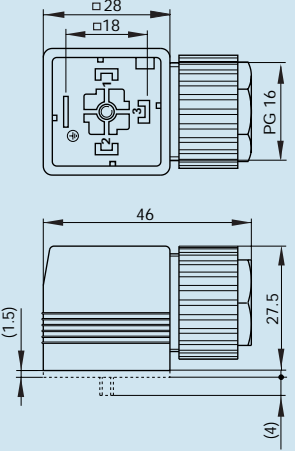
Type	GDM 2012 J schwarz/black	GDM 2014 J schwarz/black
Order No.	934 441-100	932 107-100
	 <p>cable socket not assembled, with central screw M 3 x 35</p>	 <p>cable socket with central screw M 3 x 35</p>
<b>Product description</b> Other standard types		
Number of contacts	2 + PE	2 + PE
Cable gland	1/2" NPTF	ISO 228 - G 1/2 (R 1/2")
Conductor size	max. 1.5 mm <sup>2</sup>	max. 1.5 mm <sup>2</sup>
Standard	DIN EN 175 301-803-A	DIN EN 175 301-803-A
Housing Color	black	black
Construction type	A	A
<b>Drawing</b>		
<b>Technical data</b>		
Pin dimensions	6.3 mm x 0.8 mm, 4.8 mm x 0.8 mm	6.3 mm x 0.8 mm, 4.8 mm x 0.8 mm
Rated voltage	AC/DC 250 V	AC/DC 250 V
Rated current	16 A	16 A
Contact resistance	≤ 4 mOhm	≤ 4 mOhm
Type of termination	screw / cable shoe / cable eye	screw / cable shoe / cable eye
Suitable cables	4 mm to 11 mm diameter	6 mm to 13 mm diameter
Mounting	central nut	central nut
<b>Material</b>		
Contact surface material	Sn	Sn
Contact bearer material	PA	PA
Housing material	PA	PA
<b>Environmental conditions</b>		
Protection class (IEC 60529)	IP 65 (gasket necessary)	IP 65 (gasket necessary)
Pollution severity	3	3
Temperature range	-40 °C to +125 °C	-40 °C to +125 °C
<b>Inflammability class</b>		
Housing	94 V0	94 V0
Contact bearer	94 V0	94 V0
<b>Approvals</b>		
UR	UR	UR
VDE	VDE	VDE
SEV	SEV	
CSA	CSA	CSA
GL		GL
<b>Packing unit</b>		
Packaging unit	200 pieces	200 pieces
<b>Scope of delivery and accessories</b> Accessories to order separately	(NBR) flat gasket GDM 3-7, Order no. 730 801-002; (EPDM) flat gasket GDM 3-21, Order no. 731 739-004; profiled gasket GDM 3-16, Order no. 731 531-002; knurled screw GDM 3011-8, Order no. 732 574-001; stainless steel screw GDM 3011 RF-1, Order no. 734 363-001	(NBR) flat gasket GDM 3-7, Order no. 730 801-002; (EPDM) flat gasket GDM 3-21, Order no. 731 739-004; profiled gasket GDM 3-16, Order no. 731 531-002; knurled screw GDM 3011-8, Order no. 732 574-001; stainless steel screw GDM 3011 RF-1, Order no. 734 363-001

GDM 3016 schwarz/black	GDM 3009 schwarz/black	GDM 3009 J schwarz/black
934 395-100  cable socket with central screw M 3 x 35	931 969-100  cable socket with central screw M 3 x 35	932 214-100  cable socket with central screw M 3 x 35
grey housing, Order no. 934 395-106 3 + PE M 16 max. 1.5 mm2 DIN EN 175 301-803-A black A	grey housing, Order no. 931 969-106 3 + PE PG 9 max. 1.5 mm2 DIN EN 175 301-803-A black A	3 + PE PG 9 max. 1.5 mm2 DIN EN 175 301-803-A black A
		
6.3 mm x 0.8 mm, 4.8 mm x 0.8 mm AC/DC 250 V 16 A ≤ 4 mOhm screw 4.5 mm to 10 mm diameter central nut	6.3 mm x 0.8 mm, 4.8 mm x 0.8 mm AC/DC 250 V 16 A ≤ 4 mOhm screw 4.5 mm to 7 mm diameter central nut	6.3 mm x 0.8 mm, 4.8 mm x 0.8 mm AC/DC 250 V 16 A ≤ 4 mOhm screw / cable shoe / cable eye 4.5 mm to 7 mm diameter central nut
Sn PA PA	Sn PA PA	Sn PA PA
IP 65 (gasket necessary) 3 -40 °C to +125 °C	IP 65 (gasket necessary) 3 -40 °C to +125 °C	IP 65 (gasket necessary) 3 -40 °C to +125 °C
94 HB 94 HB	94 HB 94 HB	94 HB 94 V0
VDE	VDE SEV CSA	UR VDE SEV CSA
200 pieces	200 pieces	200 pieces
(NBR) flat gasket GDM 3-7, Order no. 730 801-002; (EPDM) flat gasket GDM 3-21, Order no. 731 739-004; Order no. 731 739-004; profiled gasket GDM 3-16, Order no. 731 531-002; knurled screw GDM 3011-8, Order no. 732 574-001; stainless steel screw GDM 3011 RF-1, Order no. 734 363-001	(NBR) flat gasket GDM 3-7, Order no. 730 801-002; (EPDM) flat gasket GDM 3-21, Order no. 731 739-004; Order no. 731 739-004; profiled gasket GDM 3-16, Order no. 731 531-002; knurled screw GDM 3011-8, Order no. 732 574-001; stainless steel screw GDM 3011 RF-1, Order no. 734 363-001	(NBR) flat gasket GDM 3-7, Order no. 730 801-002; (EPDM) flat gasket GDM 3-21, Order no. 731 739-004; Order no. 731 739-004; profiled gasket GDM 3-16, Order no. 731 531-002; knurled screw GDM 3011-8, Order no. 732 574-001; stainless steel screw GDM 3011 RF-1, Order no. 734 363-001

# RECTANGULAR CONNECTORS GDM-SERIES



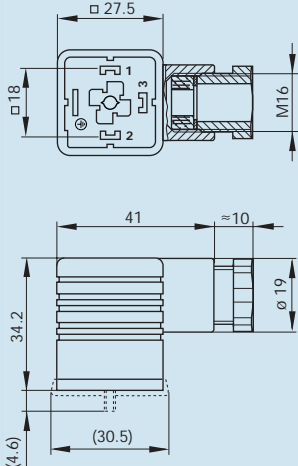
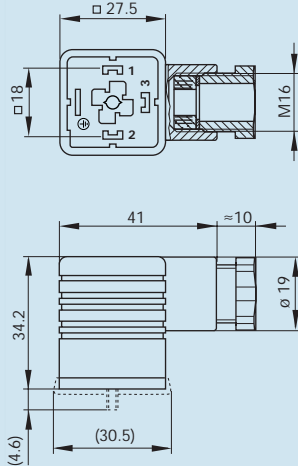
Type A EN 175301-803 (DIN 43650) / ISO 4400 > Cable socket, self-assembly




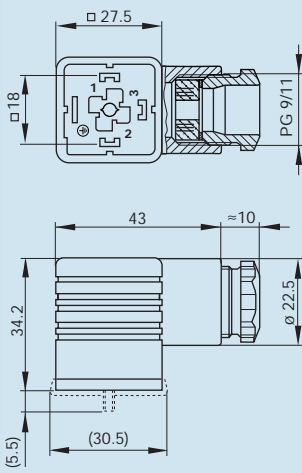
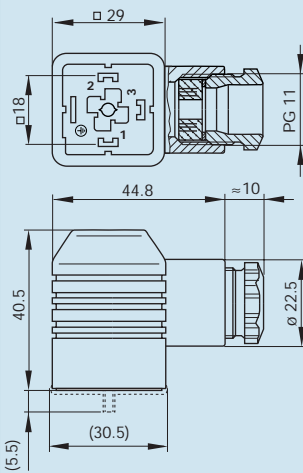
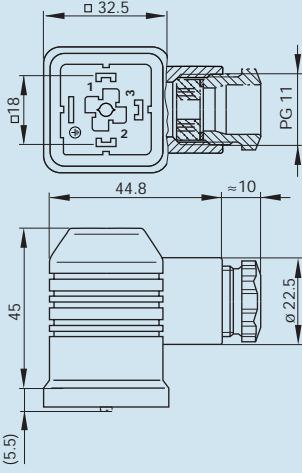
Type	GDM 3011 schwarz/black	GDM 3011 J schwarz/black
Order No.	931 952-100	932 109-100
		
	cable socket with central screw M 3 x 35	cable socket with central screw M 3 x 35
<b>Product description</b> Other standard types	grey housing, Order no. 931 952-106	grey housing, Order no. 932 109-106
Number of contacts	3 + PE	3 + PE
Cable gland	PG 11	PG 11
Conductor size	max. 1.5 mm <sup>2</sup>	max. 1.5 mm <sup>2</sup>
Standard	DIN EN 175 301-803-A	DIN EN 175 301-803-A
Housing Color	black	black
Construction type	A	A
<b>Drawing</b>		
<b>Technical data</b>		
Pin dimensions	6.3 mm x 0.8 mm, 4.8 mm x 0.8 mm	6.3 mm x 0.8 mm, 4.8 mm x 0.8 mm
Rated voltage	AC/DC 250 V	AC/DC 250 V
Rated current	16 A	16 A
Contact resistance	≤ 4 mOhm	≤ 4 mOhm
Type of termination	screw	screw / cable shoe / cable eye
Suitable cables	6 mm to 9 mm diameter	6 mm to 9 mm diameter
Mounting	central nut	central nut
<b>Material</b>		
Contact surface material	Sn	Sn
Contact bearer material	PA	PA
Housing material	PA	PA
<b>Environmental conditions</b>		
Protection class (IEC 60529)	IP 65 (gasket necessary)	IP 65 (gasket necessary)
Pollution severity	3	3
Temperature range	-40 °C to +125 °C	-40 °C to +125 °C
<b>Inflammability class</b>		
Housing	94 HB	94 HB
Contact bearer	94 HB	94 V0
<b>Approvals</b>		
UR		UR
VDE	VDE	VDE
SEV	SEV	SEV
CSA	CSA	CSA
GL		
<b>Packing unit</b>		
Packaging unit	200 pieces	200 pieces
<b>Scope of delivery and accessories</b> Accessories to order separately	(NBR) flat gasket GDM 3-7, Order no. 730 801-002; (EPDM) flat gasket GDM 3-21, Order no. 731 739-004; profiled gasket GDM 3-16, Order no. 731 531-002; knurled screw GDM 3011-8, Order no. 732 574-001; stainless steel screw GDM 3011 RF-1, Order no. 734 363-001	(NBR) flat gasket GDM 3-7, Order no. 730 801-002; (EPDM) flat gasket GDM 3-21, Order no. 731 739-004; profiled gasket GDM 3-16, Order no. 731 531-002; knurled screw GDM 3011-8, Order no. 732 574-001; stainless steel screw GDM 3011 RF-1, Order no. 734 363-001

GDM 3012 J schwarz/black	GDM 3014 J schwarz/black	GDMF 3009 schwarz/black
<p>932 519-100</p>  <p>cable socket not assembled, with central screw M 3 x 35</p>	<p>932 110-100</p>  <p>cable socket with central screw M 3 x 35</p>	<p>933 944-100</p>  <p>cable socket with central screw M 3 x 30, contacts silvered</p>
<p>3 + PE 1/2" NPTF max. 1.5 mm<sup>2</sup> DIN EN 175 301-803-A black A</p>	<p>3 + PE ISO 228 - G 1/2 (R 1/2") max. 1.5 mm<sup>2</sup> DIN EN 175 301-803-A black A</p>	<p>3 + PE PG 16 max. 1.5 mm<sup>2</sup> DIN EN 175 301-803-A black A</p>
		
<p>6.3 mm x 0.8 mm, 4.8 mm x 0.8 mm AC/DC 250 V 16 A ≤ 4 mOhm screw / cable shoe / cable eye 4 mm to 11 mm diameter central nut</p>	<p>6.3 mm x 0.8 mm, 4.8 mm x 0.8 mm AC/DC 250 V 16 A ≤ 4 mOhm screw / cable shoe / cable eye 6 mm to 13 mm diameter central nut</p>	<p>6.3 mm x 0.8 mm, 4.8 mm x 0.8 mm AC/DC 250 V 10 A ≤ 4 mOhm screw 6 mm to 7 mm diameter central nut</p>
<p>Sn PA PA</p>	<p>Sn PA PA</p>	<p>Sn contacts silvered PA PA</p>
<p>IP 65 (gasket necessary) 3 -40 °C to +125 °C</p>	<p>IP 65 (gasket necessary) 3 -40 °C to +125 °C</p>	<p>IP 65 (gasket necessary) 3 -40 °C to +125 °C</p>
<p>94 V0 94 V0</p>	<p>94 V0 94 V0</p>	<p>94 HB 94 HB</p>
<p>UR VDE CSA</p>	<p>UR VDE CSA GL</p>	
<p>200 pieces</p>	<p>200 pieces</p>	<p>200 pieces</p>
<p>(NBR) flat gasket GDM 3-7, Order no. 730 801-002; (EPDM) flat gasket GDM 3-21, Order no. 731 739-004; profiled gasket GDM 3-16, Order no. 731 531-002; knurled screw GDM 3011-8, Order no. 732 574-001; stainless steel screw GDM 3011 RF-1, Order no. 734 363-001</p>	<p>(NBR) flat gasket GDM 3-7, Order no. 730 801-002; (EPDM) flat gasket GDM 3-21, Order no. 731 739-004; profiled gasket GDM 3-16, Order no. 731 531-002; knurled screw GDM 3011-8, Order no. 732 574-001; stainless steel screw GDM 3011 RF-1, Order no. 734 363-001</p>	<p>(NBR) flat gasket GDM 3-7, Order no. 730 801-002; (EPDM) flat gasket GDM 3-21, Order no. 731 739-004; profiled gasket GDM 3-16, Order no. 731 531-002</p>

# RECTANGULAR CONNECTORS GDM-SERIES



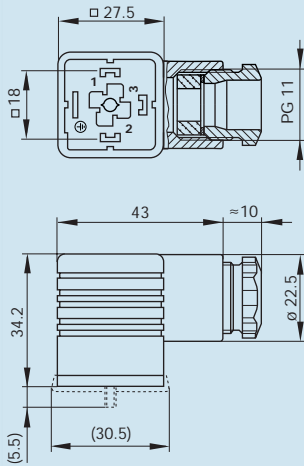
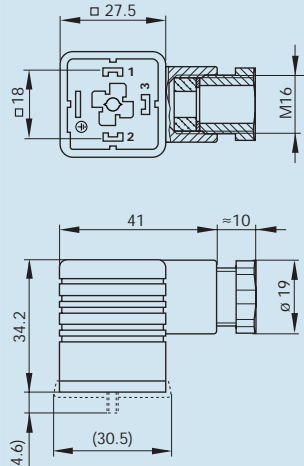
Type A EN 175301-803 (DIN 43650) / ISO 4400 > Cable socket, self-assembly

Type	GDMC 3016 schwarz/black	GDMC 0016 JPT schwarz/black
Order No.	934 398-100	934 397-100
	 <p>cable socket with central screw M 3 x 35 and 4 crimp contacts RBC 630</p>	 <p>cable socket not assembled, with central screw M 3 x 35 for junior-power-timer contacts, without contacts</p>
<b>Product description</b> Other standard types	grey housing, Order no. 934 398-106	
Number of contacts	3 + PE	2 + PE / 3 + PE
Cable gland	M 16	M 16
Conductor size	max. 1.5 mm <sup>2</sup>	max. 2.5 mm <sup>2</sup>
Standard	DIN EN 175 301-803-A	Pole arrangement according to DIN EN 175 301-803-A
Housing Color	black	black
Construction type	A	A
<b>Drawing</b>		
<b>Technical data</b> Pin dimensions	6.3 mm x 0.8 mm, 4.8 mm x 0.8 mm	6.3 mm x 0.8 mm, 4.8 mm x 0.8 mm
Rated voltage	AC/DC 250 V	AC/DC 250 V
Rated current	16 A	12 A
Contact resistance	≤ 4 mOhm	≤ 4 mOhm
Type of termination	crimp	crimp
Suitable cables	4.5 mm to 10 mm diameter	4.5 mm to 10 mm diameter
Mounting	central nut	central nut
<b>Material</b> Contact surface material	Sn	Sn
Contact bearer material	PA	PA
Housing material	PA	PA
<b>Environmental conditions</b> Protection class (IEC 60529)	IP 65 (gasket necessary)	IP 65 (gasket necessary)
Pollution severity	3	3
Temperature range	-40 °C to +125 °C	-40 °C to +125 °C
<b>Inflammability class</b> Housing	94 HB	94 HB
Contact bearer	94 HB	94 HB
<b>Approvals</b> UR	UR	
VDE	VDE	
SEV		
CSA	in preparation	
GL		
<b>Packing unit</b> Packaging unit	100 pieces	200 pieces
<b>Scope of delivery and accessories</b> Accessories to order separately	GDM 3-7, Order no. 730 801-002; GDM 3-21, Order no. 731 739-004; GDM 3-16, Order no. 731 531-002; GDM 3011-8, Order no. 732 574-001; GDM 3011 RF-1, Order no. 734 363-001; XZC 0702, Order no. 932 507-003	GDM 3-7, Order no. 730 801-002; GDM 3-21, Order no. 731 739-004; GDM 3-16, Order no. 731 531-002; GDM 3011-8, Order no. 732 574-001; GDM 3011 RF-1, Order no. 734 363-001; XZC 0702, Order no. 932 507-003




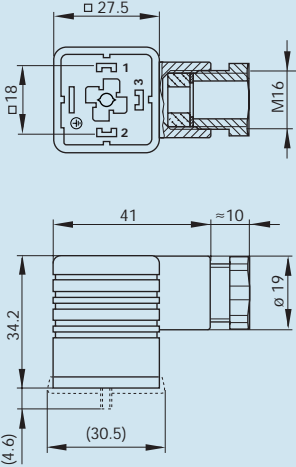
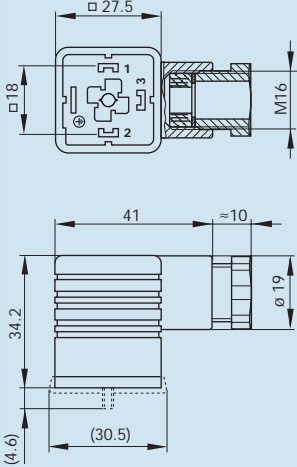
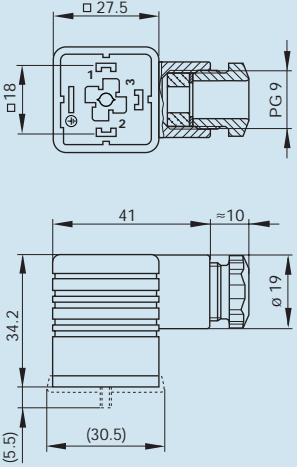
GDMC 3011 schwarz/black	GDMW 3011 CF schwarz/black	GDMW 3011 DF schwarz/black
<p>931 963-100</p>  <p>cable socket with central screw M 3 x 35 and 4 crimp contacts RBC 630</p>	<p>932 545-200</p>  <p>cable sockets according to DIN VDE 0722 section 1-2 and for gas safety shut-off device according to DIN 3394 T1</p>	<p>932 547-200</p>  <p>cable sockets according to DIN VDE 0722 section 1-2 and for gas safety shut-off device according to DIN 3394 T1, additional contact protection 6 mm air and creepage gap according to DIN VDE 0700 T1 (IEC 335-1) and DIN VDE 0722</p>
<p>2 + PE / 3 + PE PG 9/11 max. 1.5 mm<sup>2</sup> DIN EN 175 301-803-A</p> <p>black A</p>	<p>grey housing, Order no. 932 545-206 3 + PE PG 11 max. 1.5 mm<sup>2</sup> DIN EN 175 301-803-A</p> <p>black A</p>	<p>grey housing, Order no. 932 547-206 3 + PE PG 11 max. 1.5 mm<sup>2</sup> DIN EN 175 301-803-A</p> <p>black A</p>
		
<p>6.3 mm x 0.8 mm, 4.8 mm x 0.8 mm AC/DC 250 V 16 A ≤ 4 mOhm crimp 4.5 mm to 11 mm diameter central nut</p>	<p>6.3 mm x 0.8 mm, 4.8 mm x 0.8 mm AC/DC 250 V 16 A ≤ 4 mOhm screw 4.5 mm to 11 mm diameter central nut</p>	<p>6.3 mm x 0.8 mm, 4.8 mm x 0.8 mm AC/DC 250 V 16 A ≤ 4 mOhm screw 4.5 mm to 11 mm diameter central nut</p>
<p>Sn PA PA</p>	<p>Sn PA PA</p>	<p>Sn PA PA</p>
<p>IP 65 (gasket necessary) 3 -40 °C to +125 °C</p>	<p>IP 65 (gasket necessary) 3 -40 °C to +125 °C</p>	<p>IP 65 (gasket necessary) 3 -40 °C to +125 °C</p>
<p>94 HB 94 HB</p>	<p>94 HB 94 HB</p>	<p>94 HB 94 HB</p>
<p>VDE CSA</p>	<p>VDE CSA</p>	<p>VDE CSA</p>
<p>100 pieces</p>	<p>200 pieces</p>	<p>200 pieces</p>
<p>GDM 3-7, Order no. 730 801-002; GDM 3-21, Order no. 731 739-004; GDM 3-16, Order no. 731 531-002; GDM 3011-8, Order no. 732 574-001; GDM 3011 RF-1, Order no. 734 363-001; XZC 0702, Order no. 932 507-003</p>	<p>GDM 3-7, Order no. 730 801-002; GDM 3-21, Order no. 731 739-004; GDM 3-16, Order no. 731 531-002; GDM 3011-8, Order no. 732 574-001; GDM 3011 RF-1, Order no. 734 363-001; XZC 0702, Order no. 932 507-003</p>	<p>GDM 3-7, Order no. 730 801-002; GDM 3-21, Order no. 731 739-004; GDM 3011-8, Order no. 732 574-001; GDM 3011 RF-1, Order no. 734 363-001</p>

# RECTANGULAR CONNECTORS GDM-SERIES

Type A EN 175301-803 (DIN 43650) / ISO 4400 > Cable socket, self-assembly



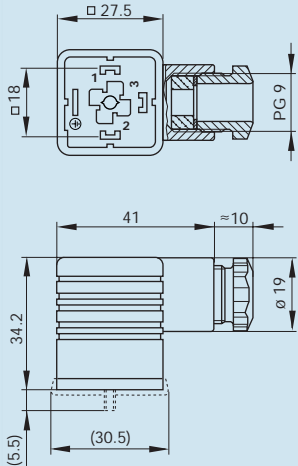
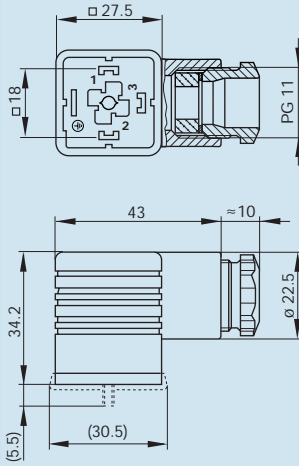
Type	GDM 3011 J grau/grey	GDM 2016 grau/grey
Order No.	932 109-106	934 393-106
		
	cable socket with central screw M 3 x 35	cable socket with central screw M 3 x 35
<b>Product description</b> Other standard types  Number of contacts Cable gland Conductor size Standard Housing Color Construction type	black housing, Order no. 932 109-100 3 + PE PG 11 max. 1.5 mm <sup>2</sup> DIN EN 175 301-803-A grau A	black housing, Order no. 934 393-100 2 + PE M 16 max. 1.5 mm <sup>2</sup> DIN EN 175 301-803-A grau A
<b>Drawing</b>		
<b>Technical data</b> Pin dimensions Rated voltage Rated current Contact resistance Type of termination Suitable cables Mounting	6.3 mm x 0.8 mm, 4.8 mm x 0.8 mm AC/DC 250 V 16 A ≤ 4 mOhm screw / cable shoe / cable eye 6 mm to 9 mm diameter central nut	6.3 mm x 0.8 mm, 4.8 mm x 0.8 mm AC/DC 250 V 16 A ≤ 4 mOhm screw 4.5 mm to 10 mm diameter central nut
<b>Material</b> Contact surface material Contact bearer material Housing material	Sn PA PA	Sn PA PA
<b>Environmental conditions</b> Protection class (IEC 60529) Pollution severity Temperature range	IP 65 (gasket necessary) 3 -40 °C to +125 °C	IP 65 (gasket necessary) 3 -40 °C to +125 °C
<b>Inflammability class</b> Housing Contact bearer	94 HB 94 V0	94 HB 94 HB
<b>Approvals</b> UR VDE SEV CSA GL	UR VDE SEV CSA	VDE
<b>Packing unit</b> Packaging unit	200 pieces	200 pieces
<b>Scope of delivery and accessories</b> Accessories to order separately	(NBR) flat gasket GDM 3-7, Order no. 730 801-002; (EPDM) flat gasket GDM 3-21, Order no. 731 739-004; profiled gasket GDM 3-16, Order no. 731 531-002; knurled screw GDM 3011-8, Order no. 732 574-001; stainless steel screw GDM 3011 RF-1, Order no. 734 363-001	(NBR) flat gasket GDM 3-7, Order no. 730 801-002; (EPDM) flat gasket GDM 3-21, Order no. 731 739-004; profiled gasket GDM 3-16, Order no. 731 531-002; knurled screw GDM 3011-8, Order no. 732 574-001; stainless steel screw GDM 3011 RF-1, Order no. 734 363-001




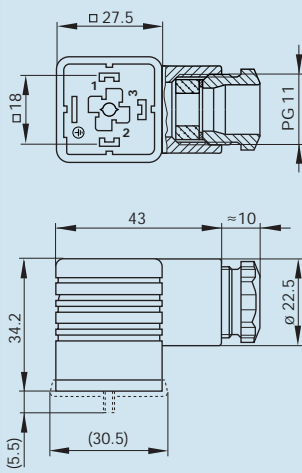
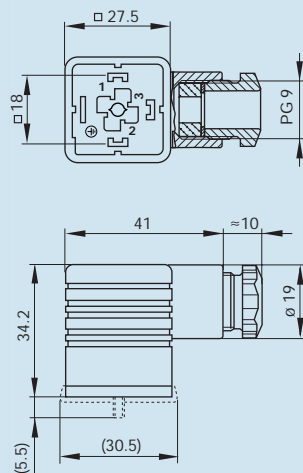
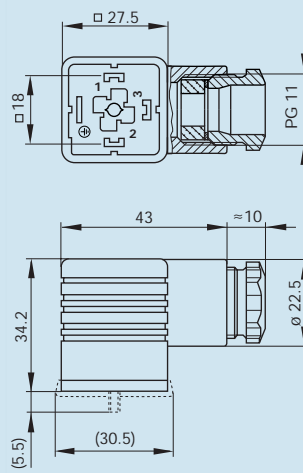


GDM 3016 grau/grey	GDMC 3016 grau/grey	GDM 2009 grau/grey
934 395-106  cable socket with central screw M 3 x 35	934 398-106  cable socket with central screw M 3 x 35 and 4 crimp contacts RBC 630	931 965-106  cable socket with central screw M 3 x 35
black housing, Order no. 934 395-100 3 + PE M 16 max. 1.5 mm <sup>2</sup> DIN EN 175 301-803-A grau A	black housing, Order no. 934 398-100 3 + PE M 16 max. 1.5 mm <sup>2</sup> DIN EN 175 301-803-A grau A	black housing, Order no. 931 965-100 2 + PE PG 9 max. 1.5 mm <sup>2</sup> DIN EN 175 301-803-A grau A
		
6.3 mm x 0.8 mm, 4.8 mm x 0.8 mm AC/DC 250 V 16 A ≤ 4 mOhm screw 4.5 mm to 10 mm diameter central nut	6.3 mm x 0.8 mm, 4.8 mm x 0.8 mm AC/DC 250 V 16 A ≤ 4 mOhm crimp 4.5 mm to 10 mm diameter central nut	6.3 mm x 0.8 mm, 4.8 mm x 0.8 mm AC/DC 250 V 16 A ≤ 4 mOhm screw 4.5 mm to 7 mm diameter central nut
Sn PA PA	Sn PA PA	Sn PA PA
IP 65 (gasket necessary) 3 -40 °C to +125 °C	IP 65 (gasket necessary) 3 -40 °C to +125 °C	IP 65 (gasket necessary) 3 -40 °C to +125 °C
94 HB 94 HB	94 HB 94 HB	94 HB 94 HB
VDE	UR VDE in preparation	VDE SEV CSA
200 pieces	100 pieces	200 pieces
(NBR) flat gasket GDM 3-7, Order no. 730 801-002; (EPDM) flat gasket GDM 3-21, Order no. 731 739-004; profiled gasket GDM 3-16, Order no. 731 531-002; knurled screw GDM 3011-8, Order no. 732 574-001; stainless steel screw GDM 3011 RF-1, Order no. 734 363-001	(NBR) flat gasket GDM 3-7, Order no. 730 801-002; (EPDM) flat gasket GDM 3-21, Order no. 731 739-004; profiled gasket GDM 3-16, Order no. 731 531-002; knurled screw GDM 3011-8, Order no. 732 574-001; stainless steel screw GDM 3011 RF-1, Order no. 734 363-001; Crimpzange XZC 0702, Order no. 932 507-003	(NBR) flat gasket GDM 3-7, Order no. 730 801-002; (EPDM) flat gasket GDM 3-21, Order no. 731 739-004; profiled gasket GDM 3-16, Order no. 731 531-002; knurled screw GDM 3011-8, Order no. 732 574-001; stainless steel screw GDM 3011 RF-1, Order no. 734 363-001

# RECTANGULAR CONNECTORS GDM-SERIES



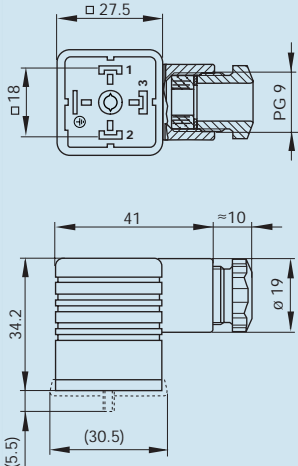
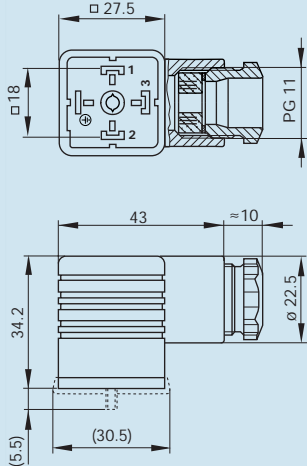
Type A EN 175301-803 (DIN 43650) / ISO 4400 > Cable socket, self-assembly




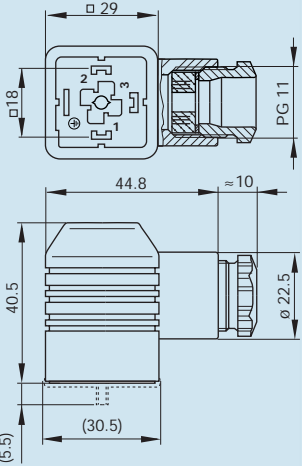
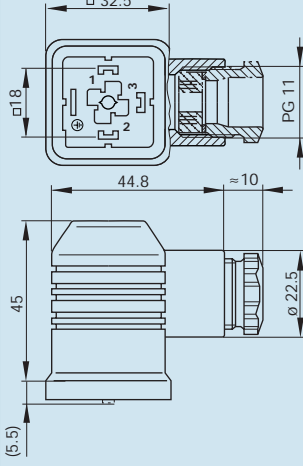
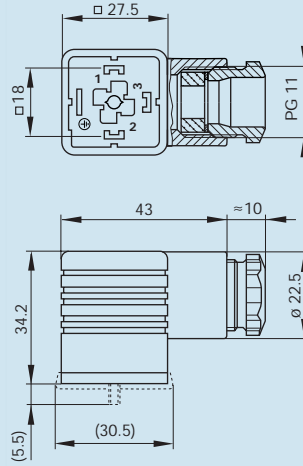
Type	GDM 2009 J grau/grey	GDM 2011 J grau/grey
Order No.	931 236-106	932 106-106
		
	cable socket with central screw M 3 x 35	cable socket with central screw M 3 x 35
<b>Product description</b> Other standard types	black housing, Order no. 931 236-100	black housing, Order no. 932 106-100
Number of contacts	2 + PE	2 + PE
Cable gland	PG 9	PG 11
Conductor size	max. 1.5 mm <sup>2</sup>	max. 1.5 mm <sup>2</sup>
Standard	DIN EN 175 301-803-A	DIN EN 175 301-803-A
Housing Color	grau	grau
Construction type	A	A
<b>Drawing</b>		
<b>Technical data</b>		
Pin dimensions	6.3 mm x 0.8 mm, 4.8 mm x 0.8 mm	6.3 mm x 0.8 mm, 4.8 mm x 0.8 mm
Rated voltage	AC/DC 250 V	AC/DC 250 V
Rated current	16 A	16 A
Contact resistance	≤ 4 mOhm	≤ 4 mOhm
Type of termination	screw / cable shoe / cable eye	screw / cable shoe / cable eye
Suitable cables	4.5 mm to 7 mm diameter	6 mm to 9 mm diameter
Mounting	central nut	central nut
<b>Material</b>		
Contact surface material	Sn	Sn
Contact bearer material	PA	PA
Housing material	PA	PA
<b>Environmental conditions</b>		
Protection class (IEC 60529)	IP 65 (gasket necessary)	IP 65 (gasket necessary)
Pollution severity	3	3
Temperature range	-40 °C to +125 °C	-40 °C to +125 °C
<b>Inflammability class</b>		
Housing	94 HB	94 HB
Contact bearer	94 V0	94 V0
<b>Approvals</b>		
UR	UR	UR
VDE	VDE	VDE
SEV	SEV	SEV
CSA	CSA	CSA
GL		
<b>Packing unit</b>		
Packaging unit	200 pieces	200 pieces
<b>Scope of delivery and accessories</b> Accessories to order separately	(NBR) flat gasket GDM 3-7, Order no. 730 801-002; (EPDM) flat gasket GDM 3-21, Order no. 731 739-004; profiled gasket GDM 3-16, Order no. 731 531-002; knurled screw GDM 3011-8, Order no. 732 574-001; stainless steel screw GDM 3011 RF-1, Order no. 734 363-001	(NBR) flat gasket GDM 3-7, Order no. 730 801-002; (EPDM) flat gasket GDM 3-21, Order no. 731 739-004; profiled gasket GDM 3-16, Order no. 731 531-002; knurled screw GDM 3011-8, Order no. 732 574-001; stainless steel screw GDM 3011 RF-1, Order no. 734 363-001

GDM 2011 grau/grey	GDM 3009 grau/grey	GDM 3011 grau/grey
931 957-106	931 969-106	931 952-106
 <p data-bbox="92 481 438 510">cable socket with central screw M 3 x 35</p>	 <p data-bbox="534 481 885 510">cable socket with central screw M 3 x 35</p>	 <p data-bbox="981 481 1332 510">cable socket with central screw M 3 x 35</p>
<p data-bbox="92 533 287 705">black housing, Order no. 931 957-100 2 + PE PG 11 max. 1.5 mm<sup>2</sup> DIN EN 175 301-803-A grau A</p>	<p data-bbox="534 533 734 705">black housing, Order no. 931 969-100 3 + PE PG 9 max. 1.5 mm<sup>2</sup> DIN EN 175 301-803-A grau A</p>	<p data-bbox="981 533 1181 705">black housing, Order no. 931 952-100 3 + PE PG 11 max. 1.5 mm<sup>2</sup> DIN EN 175 301-803-A grau A</p>
		
<p data-bbox="92 1288 406 1433">6.3 mm x 0.8 mm, 4.8 mm x 0.8 mm AC/DC 250 V 16 A ≤ 4 mOhm screw 6 mm to 9 mm diameter central nut</p>	<p data-bbox="534 1288 853 1433">6.3 mm x 0.8 mm, 4.8 mm x 0.8 mm AC/DC 250 V 16 A ≤ 4 mOhm screw 4.5 mm to 7 mm diameter central nut</p>	<p data-bbox="981 1288 1300 1433">6.3 mm x 0.8 mm, 4.8 mm x 0.8 mm AC/DC 250 V 16 A ≤ 4 mOhm screw 6 mm to 9 mm diameter central nut</p>
<p data-bbox="92 1467 119 1534">Sn PA PA</p>	<p data-bbox="534 1467 566 1534">Sn PA PA</p>	<p data-bbox="981 1467 1013 1534">Sn PA PA</p>
<p data-bbox="92 1556 303 1624">IP 65 (gasket necessary) 3 -40 °C to +125 °C</p>	<p data-bbox="534 1556 750 1624">IP 65 (gasket necessary) 3 -40 °C to +125 °C</p>	<p data-bbox="981 1556 1197 1624">IP 65 (gasket necessary) 3 -40 °C to +125 °C</p>
<p data-bbox="92 1657 151 1702">94 HB 94 HB</p>	<p data-bbox="534 1657 598 1702">94 HB 94 V0</p>	<p data-bbox="981 1657 1045 1702">94 HB 94 HB</p>
<p data-bbox="92 1747 135 1814">VDE SEV CSA</p>	<p data-bbox="534 1747 582 1814">VDE SEV CSA</p>	<p data-bbox="981 1747 1029 1814">VDE SEV CSA</p>
<p data-bbox="92 1870 183 1892">200 pieces</p>	<p data-bbox="534 1870 630 1892">200 pieces</p>	<p data-bbox="981 1870 1077 1892">200 pieces</p>
<p data-bbox="92 1915 422 2128">(NBR) flat gasket GDM 3-7, Order no. 730 801-002; (EPDM) flat gasket GDM 3-21, Order no. 731 739-004; profiled gasket GDM 3-16, Order no. 731 531-002; knurled screw GDM 3011-8, Order no. 732 574-001; stainless steel screw GDM 3011 RF-1, Order no. 734 363-001</p>	<p data-bbox="534 1915 869 2128">(NBR) flat gasket GDM 3-7, Order no. 730 801-002; (EPDM) flat gasket GDM 3-21, Order no. 731 739-004; profiled gasket GDM 3-16, Order no. 731 531-002; knurled screw GDM 3011-8, Order no. 732 574-001; stainless steel screw GDM 3011 RF-1, Order no. 734 363-001</p>	<p data-bbox="981 1915 1316 2128">(NBR) flat gasket GDM 3-7, Order no. 730 801-002; (EPDM) flat gasket GDM 3-21, Order no. 731 739-004; profiled gasket GDM 3-16, Order no. 731 531-002; knurled screw GDM 3011-8, Order no. 732 574-001; stainless steel screw GDM 3011 RF-1, Order no. 734 363-001</p>

# RECTANGULAR CONNECTORS GDM-SERIES


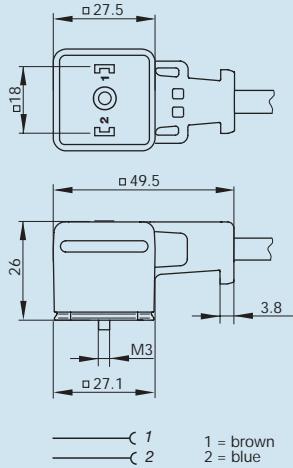
Type A EN 175301-803 (DIN 43650) / ISO 4400 > Cable socket, self-assembly


Type	GDMC 0009 JPT schwarz/black	GDMC 0011 JPT schwarz/black
Order No.	933 583-100	933 364-100
	 <p>cable socket not assembled, with central screw M 3 x 35 with central screw M 3 x 35 for junior-power-timer contacts, without contacts</p>	 <p>cable socket not assembled, with central screw M 3 x 35 for junior-power-timer contacts, without contacts</p>
<b>Product description</b> Other standard types		
Number of contacts	2 + PE / 3 + PE	2 + PE / 3 + PE
Cable gland	PG 9	PG 11
Conductor size	max. 2.5 mm <sup>2</sup>	max. 2.5 mm <sup>2</sup>
Standard	Pole arrangement according to DIN EN 175 301-803-A	Pole arrangement according to DIN EN 175 301-803-A
Housing Color	black	black
Construction type	A	A
<b>Drawing</b>		
<b>Technical data</b>		
Pin dimensions	6.3 mm x 0.8 mm, 4.8 mm x 0.8 mm	6.3 mm x 0.8 mm, 4.8 mm x 0.8 mm
Rated voltage	AC/DC 250 V	AC/DC 250 V
Rated current	12 A	12 A
Contact resistance	≤ 4 mOhm	≤ 4 mOhm
Type of termination	crimp	crimp
Suitable cables	4.5 mm to 7 mm diameter	6 mm to 9 mm diameter
Mounting	central nut	central nut
<b>Material</b>		
Contact surface material	Sn	Sn
Contact bearer material	PA	PA
Housing material	PA	PA
<b>Environmental conditions</b>		
Protection class (IEC 60529)	IP 65 (gasket necessary)	IP 65 (gasket necessary)
Pollution severity	3	3
Temperature range	-40 °C to +125 °C	-40 °C to +125 °C
<b>Inflammability class</b>		
Housing	94 HB	94 HB
Contact bearer	94 HB	94 HB
<b>Approvals</b>		
UR		
VDE		
SEV		
CSA		
GL		
<b>Packing unit</b>		
Packaging unit	100 pieces	200 pieces
<b>Scope of delivery and accessories</b>		
Accessories to order separately	GDM 3-7, Order no. 730 801-002; GDM 3-21, Order no. 731 739-004; GDM 3-16, Order no. 731 531-002; GDM 3011-8, Order no. 732 574-001; GDM 3011 RF-1, Order no. 734 363-001	GDM 3-7, Order no. 730 801-002; GDM 3-21, Order no. 731 739-004; GDM 3-16, Order no. 731 531-002; GDM 3011-8, Order no. 732 574-001; GDM 3011 RF-1, Order no. 734 363-001


GDMW 3011 CF grau/grey	GDMW 3011 DF grau/grey	GDM 3011 AU schwarz/black
<p>932 545-206</p>  <p>cable sockets according to DIN VDE 0722 section 1-2 and for gas safety shut-off device according to DIN 3394 T1</p>	<p>932 547-206</p>  <p>cable sockets according to DIN VDE 0722 section 1-2 and for gas safety shut-off device according to DIN 3394 T1, additional contact protection 6 mm air and creepage gap according to DIN VDE 0700 T1 (IEC 335-1) and DIN VDE 0722</p>	<p>931 952-001</p>  <p>cable socket with gold plated contacts and central screw M 3 x 35</p>
<p>black housing, Order no. 932 545 200 3 + PE PG 11 max. 1.5 mm2 DIN EN 175 301-803-A</p> <p>grau A</p>	<p>black housing, Order no. 932 547-200 3 + PE PG 11 max. 1.5 mm2 DIN EN 175 301-803-A</p> <p>grau A</p>	<p>3 + PE PG 11 max. 1.5 mm2 DIN EN 175 301-803-A</p> <p>black A</p>
		
<p>6.3 mm x 0.8 mm, 4.8 mm x 0.8 mm AC/DC 250 V 16 A ≤ 4 mOhm screw 4.5 mm to 11 mm diameter central nut</p>	<p>6.3 mm x 0.8 mm, 4.8 mm x 0.8 mm AC/DC 250 V 16 A ≤ 4 mOhm screw 4.5 mm to 11 mm diameter central nut</p>	<p>6.3 mm x 0.8 mm, 4.8 mm x 0.8 mm AC/DC 250 V 16 A ≤ 4 mOhm screw 6 mm to 9 mm diameter central nut</p>
<p>Sn PA PA</p>	<p>Sn PA PA</p>	<p>Au PA PA</p>
<p>IP 65 (gasket necessary) 3 -40 °C to +125 °C</p>	<p>IP 65 (gasket necessary) 3 -40 °C to +125 °C</p>	<p>IP 65 (gasket necessary) 3 -40 °C to +125 °C</p>
<p>94 HB 94 HB</p>	<p>94 HB 94 HB</p>	<p>94 HB 94 HB</p>
<p>VDE CSA</p>	<p>VDE CSA</p>	<p>VDE SEV CSA</p>
<p>200 pieces</p>	<p>200 pieces</p>	<p>200 pieces</p>
<p>GDM 3-7, Order no. 730 801-002; GDM 3-21, Order no. 731 739-004; GDM 3-16, Order no. 731 531-002; GDM 3011-8, Order no. 732 574-001; GDM 3011 RF-1, Order no. 734 363-001</p>	<p>GDM 3-7, Order no. 730 801-002; GDM 3-21, Order no. 731 739-004; GDM 3-16, Order no. 731 531-002; GDM 3011-8, Order no. 732 574-001; GDM 3011 RF-1, Order no. 734 363-001</p>	<p>GDM 3-7, Order no. 730 801-002; GDM 3-21, Order no. 731 739-004; GDM 3-16, Order no. 731 531-002; GDM 3011-8, Order no. 732 574-001; GDM 3011 RF-1, Order no. 734 363-001</p>

# RECTANGULAR CONNECTORS GDM-SERIES

OpenConnector GDM > GAN


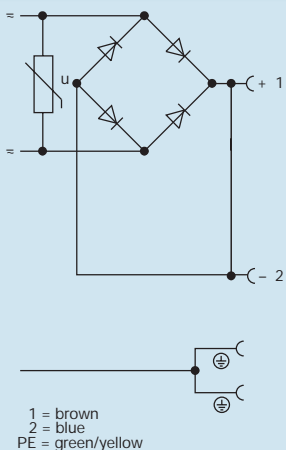
Type		GAN-DAGE7A-AF0200C1-XC607-AD
Order No.	934 562-006	
		
Cable socket with integrally molded lead (2 m), gasket (captive) and central screw M3 (stainless steel, Phillips cross-head)		
<b>Product description</b>		
Other standard types	cable length 5 m: order no. 934 562-007	
Number of contacts	2 (without PE)	
Cable material	PVC	
Cable color	grey	
Cable length	2 m	
Cable diameter	5.2 mm	
Conductor size	0.75 mm	
Cable specification	LiYY 2 x 0.75 mm <sup>2</sup>	
Cable type	fire resist. IEC 60332-1, DIN VDE 0472 Part 804 type B	
Standard	DIN EN 175 301-803-A	
Housing Color	black	
Construction type	A	
<b>Description of Wiring</b>		
LED color	-	
Voltage rectifier	-	
Suppressor	-	
Other characteristics	-	
<b>Drawing</b>		
		
<b>Technical data</b>		
Contact dimensions	4.8 mm x 0.8 mm	
Wire stranding	24 x 0.2	
Rated voltage	AC/DC 250 V	
Rated current	10 A	
Contact resistance	≤ 10 mOhm	
Mounting	central nut M3	
<b>Material</b>		
Contact surface material	Cu/Sn	
Contact bearer material	PA 66	
Housing material	PUR	
<b>Environmental conditions</b>		
Protection class (IEC 60529)	IP 65, IP 67	
Pollution severity	3	
Temperature range	-25 °C to +80 °C, notice derating	
<b>Inflammability class</b>		
Housing	94 HB	
Cable	fire resist. IEC 60332-1	
Contact bearer	94 V0	
<b>Approvals</b>		
UL	-	
VDE	VDE	
<b>Packing unit</b>		
Packaging unit	50 pieces	

Type	GAN-DAGE7A-AF0500C1-XC607-AC	GAN-DAGE7A-FR0200C1-XC607-AD
Order No.	934 562-007	934 562-015
	 <p>Cable socket with integrally molded lead (5 m), gasket (captive) and central screw M3 (stainless steel, Phillips cross-head)</p>	 <p>Cable socket with integrally molded lead (2 m), gasket (captive) and central screw M3 (stainless steel, Phillips cross-head)</p>
<b>Product description</b>		
Other standard types	cable length 2 m: order no. 934 562-006	cable length 5 m: order no. 934 562-016
Cable material	PVC	PUR
Cable length	5 m	2 m
Cable diameter	5.2 mm	5.5 mm
Cable specification	LiYY 2 x 0.75 mm <sup>2</sup>	Li9Y11Y-HF 2 x 0.75 mm <sup>2</sup>
<b>Technical data</b>		
Wire stranding	24 x 0.2	42 x 0.15
<b>Approvals</b>		
UL	-	UL pending
<b>Packing unit</b>		
Packaging unit	25 pieces	50 pieces

Type	GAN-DAGE7A-FR0500C1-XC607-AC
Order No.	934 562-016
	 <p>Cable socket with integrally molded lead (5 m), gasket (captive) and central screw M3 (stainless steel, Phillips cross-head)</p>
<b>Product description</b>	
Other standard types	cable length 2 m: order no. 934 562-015
Cable material	PUR
Cable length	5 m
Cable diameter	5.5 mm
Cable specification	Li9Y11Y-HF 2 x 0.75 mm <sup>2</sup>
<b>Technical data</b>	
Wire stranding	42 x 0.15
<b>Approvals</b>	
UL	UL pending
<b>Packing unit</b>	
Packaging unit	25 pieces

# RECTANGULAR CONNECTORS GDM-SERIES

OpenConnector GDM > GAN


Type		GAN-DMFE7A-AG0200C1-XC607-AD
Order No.	934 562-037	
		
		Cable socket with integrally molded lead (2 m), function indicator (LED), bridge-type rectifier with protective circuit (varistor), gasket (captive) and central screw M3 (stainless steel, Phillips cross-head)
<b>Product description</b>	<a href="#">Other standard types</a> cable length 5 m: order no. 934 562-038 Number of contacts 2 + PE / connected) Cable material PVC Cable color grey Cable length 2 m Cable diameter 5.5 mm Conductor size 0.75 mm Cable specification LiYY 3G x 0.75 mm <sup>2</sup> Cable type fire resist. IEC 60332-1, DIN VDE 0472 Part 804 type B Standard DIN EN 175 301-803-A <a href="#">Housing Color</a> black Construction type A	
<b>Description of Wiring</b>	<a href="#">LED color</a> Voltage rectifier rectifier Suppressor varistor Other characteristics -	
<b>Drawing</b>		
<b>Technical data</b>	Contact dimensions 6.3 mm x 0.8 mm, 4.8 mm x 0.8 mm Wire stranding 24 x 0.2 Rated voltage AC/DC 250 V Rated current AC 2 A / DC 1 A Contact resistance ≤ 10 mOhm Mounting central nut M3	
<b>Material</b>	Contact surface material Cu/Sn Contact bearer material PA 66 Housing material PUR	
<b>Environmental conditions</b>	Protection class (IEC 60529) IP 65, IP 67 Pollution severity 3 Temperature range -25 °C to +80 °C, notice derating	
<b>Inflammability class</b>	Housing 94 HB Cable fire resist. IEC 60332-1 Contact bearer 94 V0	
<b>Approvals</b>	UL - VDE VDE	
<b>Packing unit</b>	Packaging unit 50 pieces	



**Type** GAN-DNFE7X-AG0200C1-XC607-AD

Order No.

934 562-039



Cable socket with integrally molded lead (2 m), function indicator (LED), bridge-type rectifier with protective circuit (varistor), gasket (captive) and central screw M3 (stainless steel, Phillips cross-head)

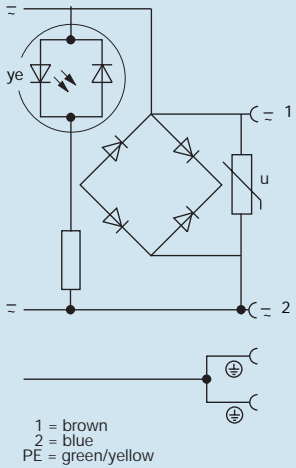
**Product description**  
[Other standard types](#)  
[Housing Color](#)

cable length 5 m: order no. 934 562-040  
 transparent blue

**Description of Wiring**  
[LED color](#)


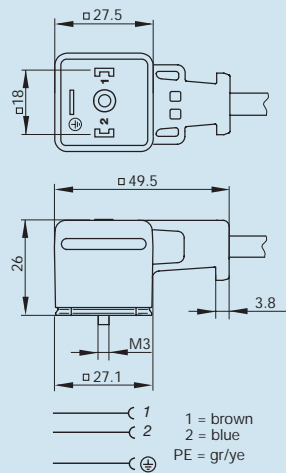
LED yellow (bipolar)



**Drawing**



# RECTANGULAR CONNECTORS GDM-SERIES

OpenConnector GDM > GAN


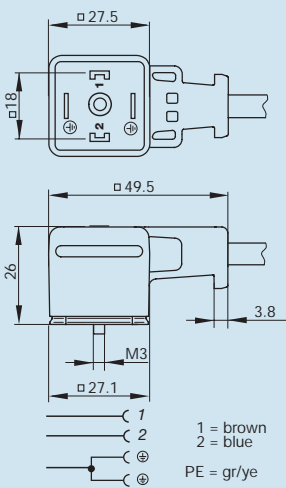
Type		GAN-DADE7A-AG0200C1-XC607-AD
Order No.	934 562-002	
		
Cable socket with integrally molded lead (2 m), gasket (captive) and central screw M3 (stainless steel, Phillips cross-head)		
<b>Product description</b>		
Other standard types	cable length 5 m: order no. 934 562-003	
Number of contacts	2 + PE	
Cable material	PVC	
Cable color	grey	
Cable length	2 m	
Cable diameter	5.5 mm	
Conductor size	0.75 mm	
Cable specification	LiYY 3G x 0.75 mm <sup>2</sup>	
Cable type	fire resist. IEC 60332-1, DIN VDE 0472 Part 804 type B	
Standard	DIN EN 175 301-803-A	
Housing Color	black	
Construction type	A	
<b>Description of Wiring</b>		
LED color		
Voltage rectifier	-	
Suppressor	-	
Other characteristics	-	
<b>Drawing</b>		
		
<b>Technical data</b>		
Contact dimensions	6.3 mm x 0.8 mm, 4.8 mm x 0.8 mm	
Wire stranding	24 x 0.2	
Rated voltage	AC/DC 250 V	
Rated current	10 A	
Contact resistance	≤ 10 mOhm	
Mounting	central nut M3	
<b>Material</b>		
Contact surface material	Cu/Sn	
Contact bearer material	PA 66	
Housing material	PUR	
<b>Environmental conditions</b>		
Protection class (IEC 60529)	IP 65, IP 67	
Pollution severity	3	
Temperature range	-25 °C to +80 °C, notice derating	
<b>Inflammability class</b>		
Housing	94 HB	
Cable	fire resist. IEC 60332-1	
Contact bearer	94 V0	
<b>Approvals</b>		
UL	-	
VDE	VDE	
<b>Packing unit</b>		
Packaging unit	50 pieces	



Type	GAN-DADE7A-AG0500C1-XC607-AC	GAN-DADE7A-FS0200C1-XC607-AD
Order No.	934 562-003	934 562-010
	 <p>Cable socket with integrally molded lead (5 m), gasket (captive) and central screw M3 (stainless steel, Phillips cross-head)</p>	 <p>Cable socket with integrally molded lead (2 m), gasket (captive) and central screw M3 (stainless steel, Phillips cross-head)</p>
<b>Product description</b>		
Other standard types	cable length 2 m: order no. 934 562-002	cable length 5 m: order no. 934 562-012
Cable material	PVC	PUR
Cable length	5 m	2 m
Cable diameter	5.5 mm	5.8 mm
Cable specification	LiYY 3G x 0.75 mm <sup>2</sup>	Li9Y11Y-HF 3G x 0.75 mm <sup>2</sup>
<b>Technical data</b>		
Wire stranding	24 x 0.2	42 x 0.15
<b>Approvals</b>		
UL	-	UL pending
<b>Packing unit</b>		
Packaging unit	25 pieces	50 pieces



Type	GAN-DADE7A-FS0500C1-XC607-AC
Order No.	934 562-012
	 <p>Cable socket with integrally molded lead (5 m), gasket (captive) and central screw M3 (stainless steel, Phillips cross-head)</p>
<b>Product description</b>	
Other standard types	cable length 2 m: order no. 934 562-010
Cable material	PUR
Cable length	5 m
Cable diameter	5.8 mm
Cable specification	Li9Y11Y-HF 3G x 0.75 mm <sup>2</sup>
<b>Technical data</b>	
Wire stranding	42 x 0.15
<b>Approvals</b>	
UL	UL pending
<b>Packing unit</b>	
Packaging unit	25 pieces

# RECTANGULAR CONNECTORS GDM-SERIES

OpenConnector GDM > GAN

Type		GAN-DAFE7A-AG0200C1-XC607-AD
Order No.	934 562-004	
		
Cable socket with integrally molded lead (2 m), gasket (captive) and central screw M3 (stainless steel, Phillips cross-head)		
<b>Product description</b>		
Other standard types	cable length 5 m: order no. 934 562-005	
Number of contacts	2 + PE / connected)	
Cable material	PVC	
Cable color	grey	
Cable length	2 m	
Cable diameter	5.5 mm	
Conductor size	0.75 mm	
Cable specification	LiYY 3G x 0.75 mm <sup>2</sup>	
Cable type	fire resist. IEC 60332-1, DIN VDE 0472 Part 804 type B	
Standard	DIN EN 175 301-803-A	
Housing Color	black	
Construction type	A	
<b>Description of Wiring</b>		
LED color	-	
Voltage rectifier	-	
Suppressor	-	
Other characteristics	-	
<b>Drawing</b>		
<b>Technical data</b>		
Contact dimensions	6.3 mm x 0.8 mm, 4.8 mm x 0.8 mm	
Wire stranding	24 x 0.2	
Rated voltage	AC/DC 250 V	
Rated current	10 A	
Contact resistance	≤ 10 mOhm	
Mounting	central nut M3	
<b>Material</b>		
Contact surface material	Cu/Sn	
Contact bearer material	PA 66	
Housing material	PUR	
<b>Environmental conditions</b>		
Protection class (IEC 60529)	IP 65, IP 67	
Pollution severity	3	
Temperature range	-25 °C to +80 °C, notice derating	
<b>Inflammability class</b>		
Housing	94 HB	
Cable	fire resist. IEC 60332-1	
Contact bearer	94 V0	
<b>Approvals</b>		
UL	-	
VDE	VDE	
<b>Packing unit</b>		
Packaging unit	50 pieces	


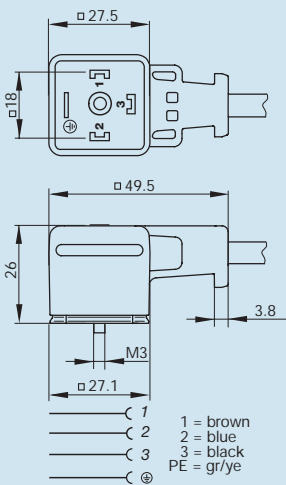
Type	GAN-DAFE7A-AG0500C1-XC607-AC	GAN-DAFE7A-DN0200C1-XC607-AD
Order No.	934 562-005	934 562-018
	 <p>Cable socket with integrally molded lead (5 m), gasket (captive) and central screw M3 (stainless steel, Phillips cross-head)</p>	 <p>Cable socket with integrally molded lead (2 m), gasket (captive) and central screw M3 (stainless steel, Phillips cross-head)</p>
<b>Product description</b>		
Other standard types	cable length 2 m: order no. 934 562-004	cable length 5 m: order no. 934 562-068
Cable material	PVC	PVC
Cable length	5 m	2 m
Cable diameter	5.5 mm	5.8 mm
Cable specification	LiYY 3G x 0.75 mm <sup>2</sup>	LiYY 3G x 0.75 mm <sup>2</sup>
<b>Technical data</b>		
Wire stranding	24 x 0.2	42 x 0.15
<b>Approvals</b>		
UL	-	UL pending
<b>Packing unit</b>		
Packaging unit	25 pieces	50 pieces



Type	GAN-DAFE7A-DN0500C1-XC607-AC	GAN-DAFE7A-FS0200C1-XC607-AD
Order No.	934 562-068	934 562-013
	 <p>Cable socket with integrally molded lead (5 m), gasket (captive) and central screw M3 (stainless steel, Phillips cross-head)</p>	 <p>Cable socket with integrally molded lead (2 m), gasket (captive) and central screw M3 (stainless steel, Phillips cross-head)</p>
<b>Product description</b>		
Other standard types	cable length 2 m: order no. 934 562-018	cable length 5 m: order no. 934 562-014
Cable material	PVC	PUR
Cable length	5 m	2 m
Cable diameter	5.8 mm	5.8 mm
Cable specification	LiYY 3G x 0.75 mm <sup>2</sup>	Li9Y11Y-HF 3G x 0.75 mm <sup>2</sup>
<b>Technical data</b>		
Wire stranding	42 x 0.15	42 x 0.15
<b>Approvals</b>		
UL	UL pending	UL pending
<b>Packing unit</b>		
Packaging unit	25 pieces	50 pieces



Type	GAN-DAFE7A-FS0500C1-XC607-AC
Order No.	934 562-014
	 <p>Cable socket with integrally molded lead (5 m), gasket (captive) and central screw M3 (stainless steel, Phillips cross-head)</p>
<b>Product description</b>	
Other standard types	cable length 2 m: order no. 934 562-013
Cable material	PUR
Cable length	5 m
Cable diameter	5.8 mm
Cable specification	Li9Y11Y-HF 3G x 0.75 mm <sup>2</sup>
<b>Technical data</b>	
Wire stranding	42 x 0.15
<b>Approvals</b>	
UL	UL pending
<b>Packing unit</b>	
Packaging unit	25 pieces


# RECTANGULAR CONNECTORS GDM-SERIES

OpenConnector GDM > GAN

Type		GAN-DAEE7A-AH0200C1-XC607-AD
Order No.	934 562-000	
		
		Cable socket with integrally molded lead (2 m), gasket (captive) and central screw M3 (stainless steel, Phillips cross-head)
<b>Product description</b>		
Other standard types	cable length 5 m: order no. 934 562-001	
Number of contacts	3 + PE	
Cable material	PVC	
Cable color	grey	
Cable length	2 m	
Cable diameter	6.2 mm	
Conductor size	0.75 mm	
Cable specification	LiYY 4G x 0.75 mm <sup>2</sup>	
Cable type	fire resist. IEC 60332-1, DIN VDE 0472 Part 804 type B	
Standard	DIN EN 175 301-803-A	
Housing Color	black	
Construction type	A	
<b>Description of Wiring</b>		
LED color		
Voltage rectifier	-	
Suppressor	-	
Other characteristics	-	
<b>Drawing</b>		
		
<b>Technical data</b>		
Contact dimensions	6.3 mm x 0.8 mm, 4.8 mm x 0.8 mm	
Wire stranding	24 x 0.2	
Rated voltage	AC/DC 250 V	
Rated current	10 A	
Contact resistance	≤ 10 mOhm	
Mounting	central nut M3	
<b>Material</b>		
Contact surface material	Cu/Sn	
Contact bearer material	PA 66	
Housing material	PUR	
<b>Environmental conditions</b>		
Protection class (IEC 60529)	IP 65, IP 67	
Pollution severity	3	
Temperature range	-25 °C to +80 °C, notice derating	
<b>Inflammability class</b>		
Housing	94 HB	
Cable	fire resist. IEC 60332-1	
Contact bearer	94 V0	
<b>Approvals</b>		
UL	-	
VDE	VDE	
<b>Packing unit</b>		
Packaging unit	50 pieces	



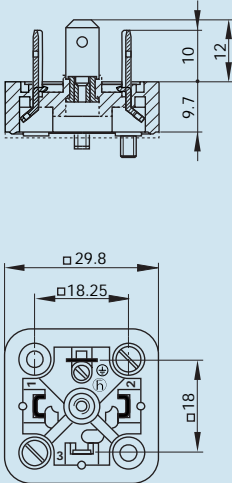
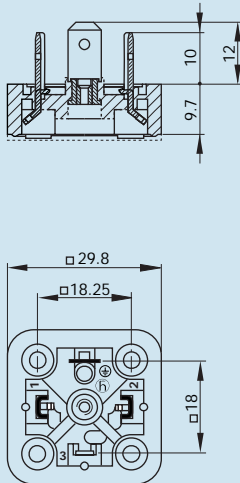
Type	GAN-DAEE7A-AH0500C1-XC607-AC	GAN-DAEE7A-DO0200C1-XC607-AD
Order No.	934 562-001	934 562-017
		
	Cable socket with integrally molded lead (5 m), gasket (captive) and central screw M3 (stainless steel, Phillips cross-head)	Cable socket with integrally molded lead (2 m), gasket (captive) and central screw M3 (stainless steel, Phillips cross-head)
<b>Product description</b>		
Other standard types		cable length 5 m: order no. 934 562-067
Cable material	PVC	PVC
Cable length	5 m	2 m
Cable diameter	6.2 mm	6.2 mm
Cable specification	LiYY 4G x 0.75 mm <sup>2</sup>	LiYY 4G x 0.75 mm <sup>2</sup>
<b>Technical data</b>		
Wire stranding	24 x 0.2	42 x 0.15
<b>Approvals</b>		
UL	-	UL pending
<b>Packing unit</b>		
Packaging unit	25 pieces	50 pieces

Type	GAN-DAEE7A-DO0500C1-XC607-AC	GAN-DAEE7A-FT0200C1-XC607-AD
Order No.	934 562-067	934 562-008
		
	Cable socket with integrally molded lead (5 m), gasket (captive) and central screw M3 (stainless steel, Phillips cross-head)	Cable socket with integrally molded lead (2 m), gasket (captive) and central screw M3 (stainless steel, Phillips cross-head)
<b>Product description</b>		
Other standard types	cable length 2 m: order no. 934 562-017	cable length 5 m: order no. 934 562-009
Cable material	PVC	PUR
Cable length	5 m	2 m
Cable diameter	6.2 mm	6.5 mm
Cable specification	LiYY 4G x 0.75 mm <sup>2</sup>	Li9Y11Y-HF 4G x 0.75 mm <sup>2</sup>
<b>Technical data</b>		
Wire stranding	42 x 0.15	42 x 0.15
<b>Approvals</b>		
UL	UL pending	UL pending
<b>Packing unit</b>		
Packaging unit	25 pieces	50 pieces




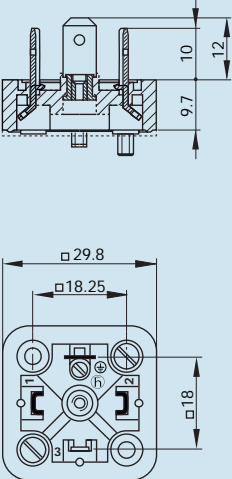
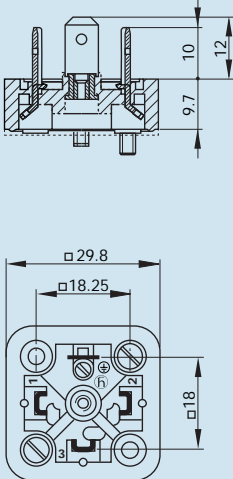
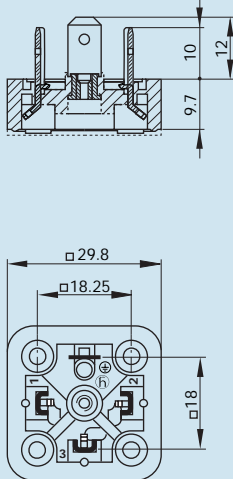
Type	GAN-DAEE7A-FT0500C1-XC607-AC
Order No.	934 562-009
	
	Cable socket with integrally molded lead (5 m), gasket (captive) and central screw M3 (stainless steel, Phillips cross-head)
<b>Product description</b>	
Other standard types	cable length 2 m: order no. 934 562-008
Cable material	PUR
Cable length	5 m
Cable diameter	6.5 mm
Cable specification	Li9Y11Y-HF 4G x 0.75 mm <sup>2</sup>
<b>Technical data</b>	
Wire stranding	42 x 0.15
<b>Approvals</b>	
UL	UL pending
<b>Packing unit</b>	
Packaging unit	25 pieces

# RECTANGULAR CONNECTORS GDM-SERIES

Type A EN 175301-803 (DIN 43650) / ISO 4400 > Appliance connector



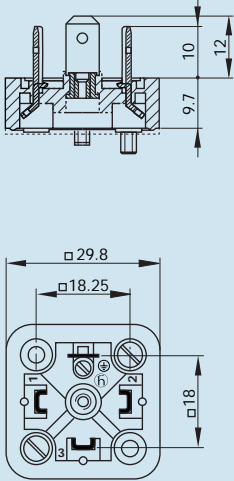
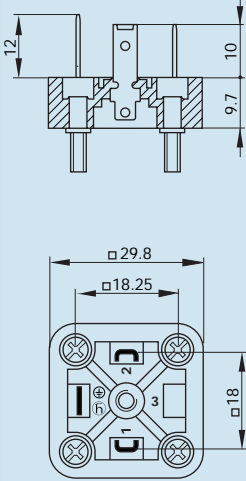
Type	GSA 2000 schwarz/black	GSA 2000 A schwarz/black
Order No.	932 591-100	932 592-500
	 <p>appliance connector with retaining nut, 2 screws M 3 x 10 and 1 screw M 3 x 5, longitudinal slots, open nut</p>	 <p>appliance connector with retaining nut, without screws, longitudinal slots, closed nut</p>
<b>Product description</b>		
Number of contacts	2 + PE	2 + PE
Cable gland		
Standard	DIN EN 175 301-803-A	DIN EN 175 301-803-A
Housing Color	black	black
Construction type	A	A
<b>Drawing</b>		
<b>Technical data</b>		
Rated voltage	AC/DC 400 V	AC/DC 400 V
Rated current	16 A	16 A
Contact resistance	≤ 4 mOhm	≤ 4 mOhm
Type of termination	solder, holes for possibility of soldering on both sides (ground contacts: screw)	solder, holes for possibility of soldering on both sides (ground contacts: screw)
Mounting	screw	screw
<b>Material</b>		
Contact surface material	Sn	Sn
Contact bearer material	PA	PA
Housing material	PA	PA
<b>Environmental conditions</b>		
Protection class (IEC 60529)	IP 65 (gasket necessary) (mated)	IP 65 (gasket necessary) (mated)
Pollution severity	3	3
Temperature range	-40 °C to +125 °C	-40 °C to +125 °C
<b>Inflammability class</b>		
Contact bearer	94 V-0	94 V-0
<b>Approvals</b>		
UR	UR	UR
VDE	VDE	VDE
SEV	SEV	SEV
CSA	CSA	CSA
<b>Packing unit</b>		
Packaging unit	200 pieces	200 pieces
<b>Scope of delivery and accessories</b>		
Accessories to order separately	(NBR) flat gasket GSA 200-4, Order no. 730 843-002; (EPDM) flat gasket GSA 200-7, Order no. 730 268-003	(NBR) flat gasket GSA 200-4, Order no. 730 843-002; (EPDM) flat gasket GSA 200-7, Order no. 730 268-003




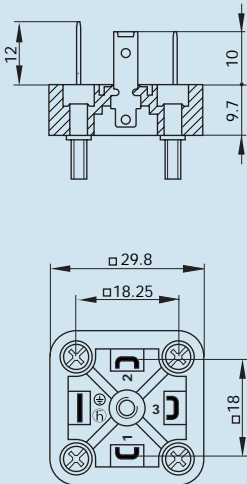
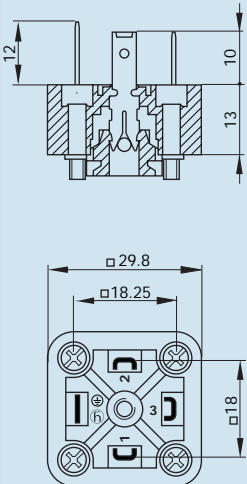
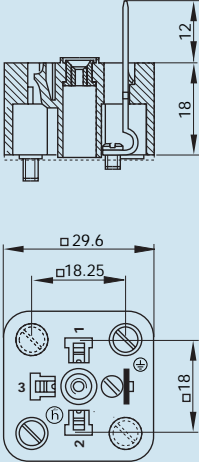


GSA 2000 N schwarz/black	GSA 3000 schwarz/black	GSA 3000 A schwarz/black
932 967-100  appliance connector with retaining nut, 2 screws M 3 x 10 and 1 screw M 3 x 5, open nut	932 597-100  appliance connector with retaining nut, 2 screws M 3 x 10 and 1 screw M 3 x 4, longitudinal slots, open nut	932 598-500  appliance connector with retaining nut, without screws, longitudinal slots, closed nut
2 + PE  DIN EN 175 301-803-A black A	3 + PE  DIN EN 175 301-803-A black A	3 + PE  DIN EN 175 301-803-A black A
		
AC/DC 400 V 16 A ≤ 4 mOhm solder (ground contacts: screw)  screw	AC/DC 400 V 16 A ≤ 4 mOhm solder, holes for possibility of soldering on both sides (ground contacts: screw) screw	AC/DC 400 V 16 A ≤ 4 mOhm solder, holes for possibility of soldering on both sides (ground contacts: screw) screw
Sn PA PA	Sn PA PA	Sn PA PA
IP 65 (gasket necessary) (mated) 3 -40 °C to +125 °C	IP 65 (gasket necessary) (mated) 3 -40 °C to +125 °C	IP 65 (gasket necessary) (mated) 3 -40 °C to +125 °C
94 V-0	94 V-0	94 V-0
UR VDE SEV CSA	UR VDE CSA	UR VDE SEV CSA
200 pieces	200 pieces	200 pieces
(NBR) flat gasket GSA 200-4, Order no. 730 843-002; (EPDM) flat gasket GSA 200-7, Order no. 730 268-003	(NBR) flat gasket GSA 200-4, Order no. 730 843-002; (EPDM) flat gasket GSA 200-7, Order no. 730 268-003	(NBR) flat gasket GSA 200-4, Order no. 730 843-002; (EPDM) flat gasket GSA 200-7, Order no. 730 268-003

# RECTANGULAR CONNECTORS GDM-SERIES



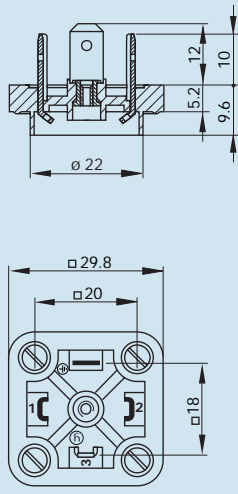
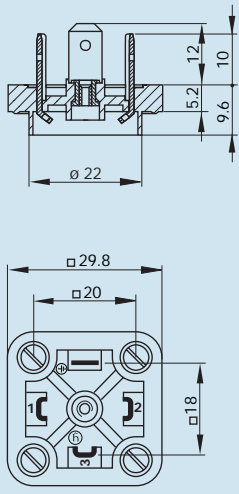
Type A EN 175301-803 (DIN 43650) / ISO 4400 > Appliance connector




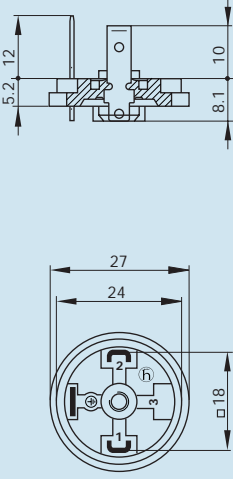
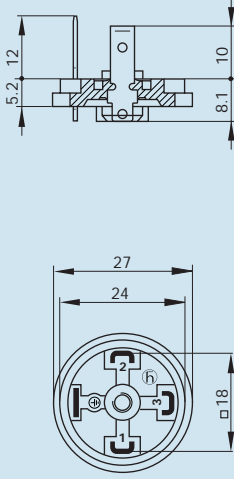
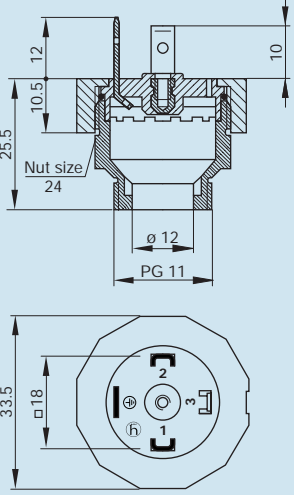
Type	GSA 3000 N schwarz/black	GSA-U 2000 N LO schwarz/black
Order No.	932 968-100	933 378-100
	 <p>appliance connector with retaining nut, 2 screws M 3 x 10 and 1 screw M 3 x 5, open nut</p>	 <p>molded appliance coupler (IP 65 enclosure) with 4 cross-head screws and solder lug for flexible cables</p>
<b>Product description</b>		
Number of contacts	3 + PE	2 + PE
Cable gland		
Standard	DIN EN 175 301-803-A	DIN EN 175 301-803-A
Housing Color	black	black
Construction type	A	A
<b>Drawing</b>		
<b>Technical data</b>		
Rated voltage	AC/DC 400 V	AC/DC 400 V
Rated current	16 A	16 A
Contact resistance	≤ 4 mOhm	≤ 4 mOhm
Type of termination	solder (ground contacts: screw)	solder
Mounting	screw	screw
<b>Material</b>		
Contact surface material	Sn	Sn
Contact bearer material	PA	PA
Housing material	PA	PA
<b>Environmental conditions</b>		
Protection class (IEC 60529)	IP 65 (gasket necessary) (mated)	IP 65 (gasket necessary)
Pollution severity	3	3
Temperature range	-40 °C to +125 °C	-40 °C to +125 °C
<b>Inflammability class</b>		
Contact bearer	94 V-0	94 HB
<b>Approvals</b>		
UR	UR	UR
VDE	VDE	
SEV	SEV	
CSA	CSA	
<b>Packing unit</b>		
Packaging unit	200 pieces	200 pieces
<b>Scope of delivery and accessories</b>		
Accessories to order separately	(NBR) flat gasket GSA 200-4, Order no. 730 843-002; (EPDM) flat gasket GSA 200-7, Order no. 730 268-003	(NBR) flat gasket GSA 200-4, Order no. 730 843-002; (EPDM) flat gasket GSA 200-7, Order no. 730 268-003

GSA-U 3000 N LO schwarz/black	GSA-U 3075 SK schwarz/black	GSC 300 schwarz/black
<p>933 379-100</p>  <p>molded appliance coupler (IP 65 enclosure) with 4 cross-head screws and solder lug for flexible cables</p>	<p>933 381-100</p>  <p>molded appliance coupler (IP 65 enclosure) with 4 cross-head screws and insulation displacement contact (without solder/screw)</p>	<p>931 382-100</p>  <p>appliance connector with retaining nut, PE contact, 2 screws M 3 x 10 and 1 screw M 3 x 5, without contacts</p>
<p>3 + PE</p> <p>DIN EN 175 301-803-A black A</p>	<p>3 + PE</p> <p>DIN EN 175 301-803-A black A</p>	<p>2 + PE / 3 + PE</p> <p>DIN EN 175 301-803-A black A</p>
		
<p>AC/DC 400 V 16 A ≤ 4 mOhm solder</p> <p>screw</p>	<p>AC/DC 400 V 16 A ≤ 4 mOhm insulation displacement contact(0.75 mm<sup>2</sup>), wire diameter incl. insulation max. 2.4 mm screw</p>	<p>AC/DC 400 V 16 A ≤ 4 mOhm crimp (ground contacts: screw)</p> <p>screw</p>
<p>Sn PA PA</p>	<p>Sn PA PA</p>	<p>Sn PA PA</p>
<p>IP 65 (gasket necessary) 3 -40 °C to +125 °C</p>	<p>IP 65 (gasket necessary) 3 -40 °C to +125 °C</p>	<p>IP 65 (gasket necessary) (mated) 3 -40 °C to +125 °C</p>
<p>94 HB</p>	<p>94 V-0</p>	<p>94 HB</p>
<p>UR</p>	<p>UR</p>	<p>VDE SEV</p>
<p>200 pieces</p>	<p>200 pieces</p>	<p>100 pieces</p>
<p>(NBR) flat gasket GSA 200-4, Order no. 730 843-002; (EPDM) flat gasket GSA 200-7, Order no. 730 268-003</p>	<p>(NBR) flat gasket GSA 200-4, Order no. 730 843-002; (EPDM) flat gasket GSA 200-7, Order no. 730 268-003</p>	<p>(NBR) flat gasket GSA 200-4, Order no. 730 843-002; (EPDM) flat gasket GSA 200-7, Order no. 730 268-003; Crimpkontakte RMC 480, Order no. 731 470-021; Crimpzange XZC 0702, Order no. 932 507-009</p>

# RECTANGULAR CONNECTORS GDM-SERIES



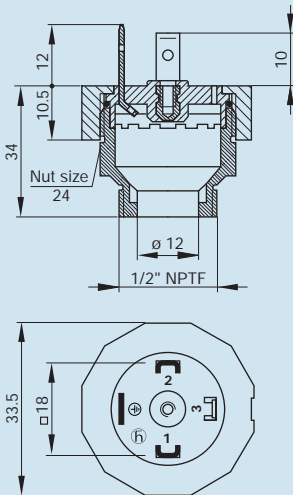
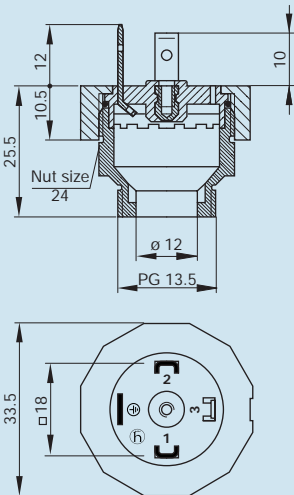
Type A EN 175301-803 (DIN 43650) / ISO 4400 > Appliance connector




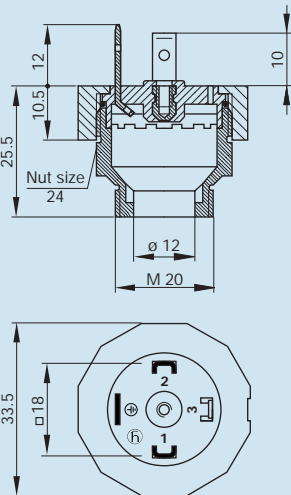
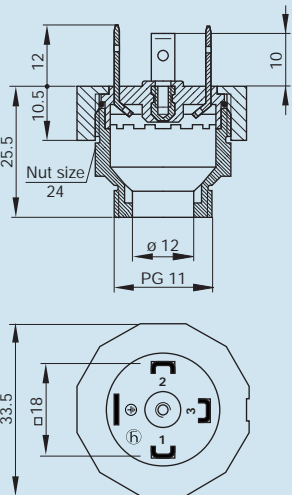
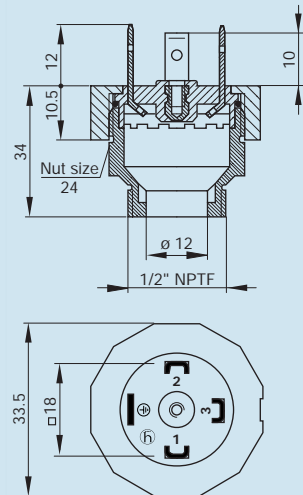
Type	GSE 2000 N4 schwarz/black	GSE 3000 N4 schwarz/black
Order No.	932 886-100	932 890-100
	 <p>appliance connector for installation in sheet metal , rotating round collar, retaining nut and 4 screws M 3 x 6</p>	 <p>appliance connector for installation in sheet metal , rotating round collar, retaining nut and 4 screws M 3 x 6</p>
<b>Product description</b>		
Number of contacts	2 + PE	3 + PE
Cable gland		
Standard	DIN EN 175 301-803-A	DIN EN 175 301-803-A
Housing Color	black	black
Construction type	A	A
<b>Drawing</b>		
<b>Technical data</b>		
Rated voltage	AC/DC 400 V	AC/DC 400 V
Rated current	16 A	16 A
Contact resistance	≤ 4 mOhm	≤ 4 mOhm
Type of termination	solder	solder
Mounting	screw	screw
<b>Material</b>		
Contact surface material	Sn	Sn
Contact bearer material	PA	PA
Housing material	PA	PA
<b>Environmental conditions</b>		
Protection class (IEC 60529)	IP 65 (gasket necessary) (mated)	IP 65 (gasket necessary) (mated)
Pollution severity	3	3
Temperature range	-40 °C to +125 °C	-40 °C to +125 °C
<b>Inflammability class</b>		
Contact bearer	94 HB	94 HB
<b>Approvals</b>		
UR		
VDE	VDE	VDE
SEV	SEV	SEV
CSA		
<b>Packing unit</b>		
Packaging unit	200 pieces	200 pieces
<b>Scope of delivery and accessories</b>		
Accessories to order separately	(NBR) flat gasket GSE 2000-2, Order no. 733 973-002; (EPDM) flat gasket GSE 2000-3, Order no. 733 846-003	(NBR) flat gasket GSE 2000-2, Order no. 733 973-002; (EPDM) flat gasket GSE 2000-3, Order no. 733 846-003

GSR-U 2000 LO schwarz/black	GSR-U 3000 LO schwarz/black	GSP 211 PG11 schwarz/black
933 377-100  <p>appliance connector for injection molding (IP 65 unmated) with solder lug for flexible cables</p>	933 376-100  <p>appliance connector for injection molding (IP 65 unmated) with solder lug for flexible cables</p>	931 298-001  <p>appliance connector with thread, appliance connector, threaded sleeve, grip ring, o-ring (NBR)</p>
2 + PE  DIN EN 175 301-803-A black A	3 + PE  DIN EN 175 301-803-A black A	2 + PE PG 11 DIN EN 175 301-803-A black A
		
AC/DC 400 V 16 A $\leq 4 \text{ mOhm}$ solder for molding	AC/DC 400 V 16 A $\leq 4 \text{ mOhm}$ solder for molding	AC/DC 400 V 16 A $\leq 4 \text{ mOhm}$ solder screw
Sn PA PA	Sn PA PA	Sn PA PA
IP 65 (gasket necessary) 3 $-40 \text{ }^\circ\text{C}$ to $+125 \text{ }^\circ\text{C}$	IP 65 (gasket necessary) 3 $-40 \text{ }^\circ\text{C}$ to $+125 \text{ }^\circ\text{C}$	IP 65 (gasket necessary) (mated) 3 $-40 \text{ }^\circ\text{C}$ to $+125 \text{ }^\circ\text{C}$
94 V-0	94 V-0	94 HB
UR	UR	VDE SEV
200 pieces	200 pieces	200 pieces

# RECTANGULAR CONNECTORS GDM-SERIES



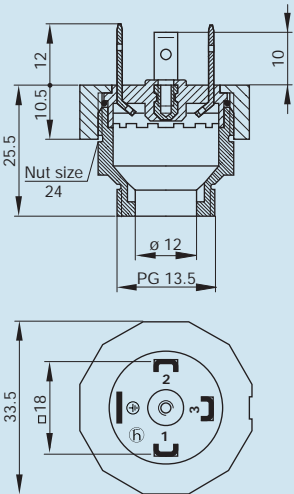
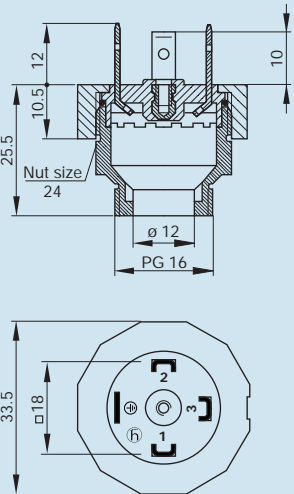
Type A EN 175301-803 (DIN 43650) / ISO 4400 > Appliance connector

Type	GSP 212 1/2"NPTF schwarz/black	GSP 213 PG13,5 schwarz/black
Order No.	931 298-004	931 298-003
	 <p>appliance connector with thread, appliance connector, threaded sleeve, grip ring, o-ring (NBR)</p>	 <p>appliance connector with thread, appliance connector, threaded sleeve, grip ring, o-ring (NBR)</p>
<b>Product description</b>		
Number of contacts	2 + PE	2 + PE
Cable gland	1/2" NPTF	PG 13.5
Standard	DIN EN 175 301-803-A	DIN EN 175 301-803-A
Housing Color	black	black
Construction type	A	A
<b>Drawing</b>		
<b>Technical data</b>		
Rated voltage	AC/DC 400 V	AC/DC 400 V
Rated current	16 A	16 A
Contact resistance	≤ 4 mOhm	≤ 4 mOhm
Type of termination	solder	solder
Mounting	screw	screw
<b>Material</b>		
Contact surface material	Sn	Sn
Contact bearer material	PA	PA
Housing material	PA	PA
<b>Environmental conditions</b>		
Protection class (IEC 60529)	IP 65 (gasket necessary) (mated)	IP 65 (gasket necessary) (mated)
Pollution severity	3	3
Temperature range	-40 °C to +125 °C	-40 °C to +125 °C
<b>Inflammability class</b>		
Contact bearer	94 HB	94 HB
<b>Approvals</b>		
UR		
VDE	VDE	VDE
SEV	SEV	SEV
CSA		
<b>Packing unit</b>		
Packaging unit	200 pieces	200 pieces
<b>Scope of delivery and accessories</b>		
Accessories to order separately		




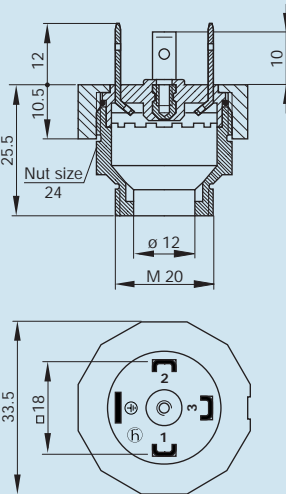
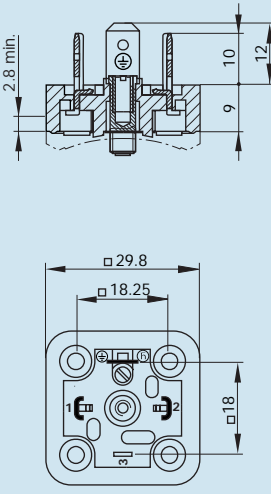
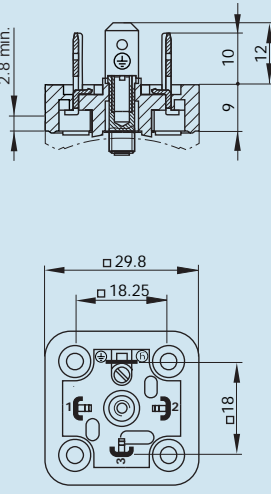
GSP 2 M20 schwarz/black	GSP 311 PG11 schwarz/black	GSP 312 1/2"NPTF schwarz/black
<p>931 298-006</p>  <p>appliance connector with thread, appliance connector, threaded sleeve, grip ring, o-ring (NBR)</p>	<p>931 297-001</p>  <p>appliance connector with thread, appliance connector, threaded sleeve, grip ring, o-ring (NBR)</p>	<p>931 297-004</p>  <p>appliance connector with thread, appliance connector, threaded sleeve, grip ring, o-ring (NBR)</p>
<p>2 + PE M 20 DIN EN 175 301-803-A black A</p>	<p>3 + PE PG 11 DIN EN 175 301-803-A black A</p>	<p>3 + PE 1/2" NPTF DIN EN 175 301-803-A black A</p>
		
<p>AC/DC 400 V 16 A ≤ 4 mOhm solder screw</p>	<p>AC/DC 400 V 16 A ≤ 4 mOhm solder screw</p>	<p>AC/DC 400 V 16 A ≤ 4 mOhm solder screw</p>
<p>Sn PA PA</p>	<p>Sn PA PA</p>	<p>Sn PA PA</p>
<p>IP 65 (gasket necessary) (mated) 3 -40 °C to +125 °C</p>	<p>IP 65 (gasket necessary) (mated) 3 -40 °C to +125 °C</p>	<p>IP 65 (gasket necessary) (mated) 3 -40 °C to +125 °C</p>
<p>94 HB</p>	<p>94 HB</p>	<p>94 HB</p>
<p>VDE SEV</p>	<p>VDE SEV</p>	<p>VDE SEV</p>
<p>200 pieces</p>	<p>200 pieces</p>	<p>200 pieces</p>

# RECTANGULAR CONNECTORS GDM-SERIES

Type A EN 175301-803 (DIN 43650) / ISO 4400 > Appliance connector



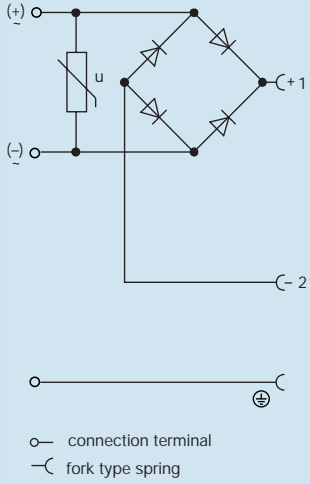
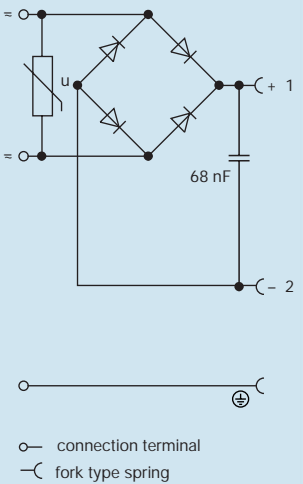
Type	GSP 313 PG13,5 schwarz/black	GSP 316 PG16 schwarz/black
Order No.	931 297-003	931 297-002
	 <p>appliance connector with thread, appliance connector, threaded sleeve, grip ring, o-ring (NBR)</p>	 <p>appliance connector with thread, appliance connector, threaded sleeve, grip ring, o-ring (NBR)</p>
<b>Product description</b>		
Number of contacts	3 + PE	3 + PE
Cable gland	PG 13.5	PG 16
Standard	DIN EN 175 301-803-A	DIN EN 175 301-803-A
Housing Color	black	black
Construction type	A	A
<b>Drawing</b>		
<b>Technical data</b>		
Rated voltage	AC/DC 400 V	AC/DC 400 V
Rated current	16 A	16 A
Contact resistance	≤ 4 mOhm	≤ 4 mOhm
Type of termination	solder	solder
Mounting	screw	screw
<b>Material</b>		
Contact surface material	Sn	Sn
Contact bearer material	PA	PA
Housing material	PA	PA
<b>Environmental conditions</b>		
Protection class (IEC 60529)	IP 65 (gasket necessary) (mated)	IP 65 (gasket necessary) (mated)
Pollution severity	3	3
Temperature range	-40 °C to +125 °C	-40 °C to +125 °C
<b>Inflammability class</b>		
Contact bearer	94 HB	94 HB
<b>Approvals</b>		
UR		
VDE	VDE	VDE
SEV	SEV	SEV
CSA		
<b>Packing unit</b>		
Packaging unit	200 pieces	200 pieces
<b>Scope of delivery and accessories</b>		
Accessories to order separately		




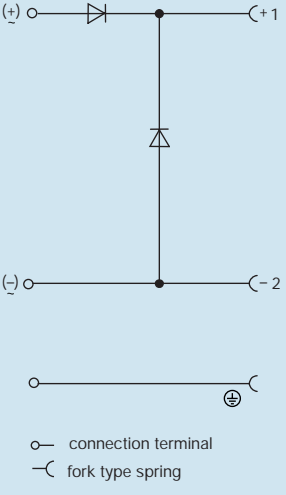
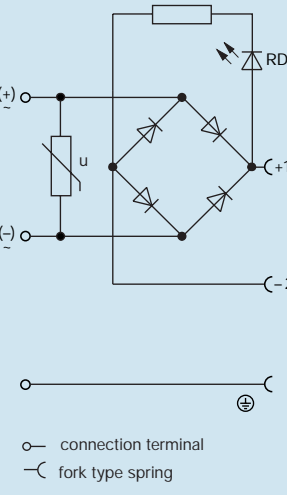
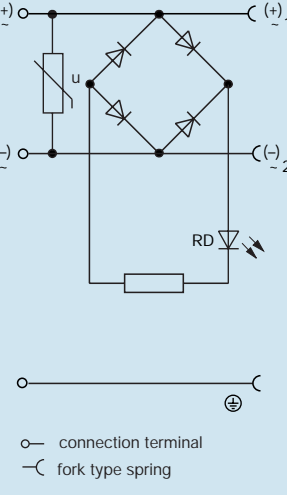


GSP 3 M20 schwarz/black	GSAZ 200 schwarz/black	GSAZ 300 schwarz/black
<p>931 297-006</p>  <p>appliance connector with thread, appliance connector, threaded sleeve, grip ring, o-ring (NBR)</p>	<p>932 429-100</p>  <p>appliance connector for profiled gaskets GSAZ, front connection, 1 hollow screw, 1 screw M 3 x 5</p>	<p>932 430-100</p>  <p>appliance connector for profiled gaskets GSAZ, front connection, 1 hollow screw, 1 screw M 3 x 5</p>
<p>3 + PE M 20 DIN EN 175 301-803-A black A</p>	<p>2 + PE  DIN EN 175 301-803-A black A</p>	<p>3 + PE  DIN EN 175 301-803-A black A</p>
		
<p>AC/DC 400 V 16 A ≤ 4 mOhm solder</p> <p>screw</p>	<p>AC/DC 400 V 16 A ≤ 4 mOhm solder, holes for possibility of soldering on both sides (ground contacts: screw) screw</p>	<p>AC/DC 400 V 16 A ≤ 4 mOhm solder, holes for possibility of soldering on both sides (ground contacts: screw) screw</p>
<p>Sn PA PA</p>	<p>Sn PA PA</p>	<p>Sn PA PA</p>
<p>IP 65 (gasket necessary) (mated) 3 -40 °C to +125 °C</p>	<p>IP 65 (gasket necessary) (mated) 3 -40 °C to +125 °C</p>	<p>IP 65 (gasket necessary) (mated) 3 -40 °C to +125 °C</p>
<p>94 HB</p>	<p>94 HB</p>	<p>94 HB</p>
<p>VDE SEV</p>	<p>UR VDE SEV</p>	<p>VDE SEV</p>
<p>200 pieces</p>	<p>200 pieces</p>	<p>200 pieces</p>
	<p>(NBR) flat gasket GSAZ 35/43, Order no. 733 262-002; (NBR) flat gasket GSAZ 40/62, Order no. 733 264-002; (NBR) flat gasket GSAZ 60/120, Order no. 733 266-002</p>	<p>(NBR) flat gasket GSAZ 35/43, Order no. 733 262-002; (NBR) flat gasket GSAZ 40/62, Order no. 733 264-002; (NBR) flat gasket GSAZ 60/120, Order no. 733 266-002</p>

# RECTANGULAR CONNECTORS GDM-SERIES



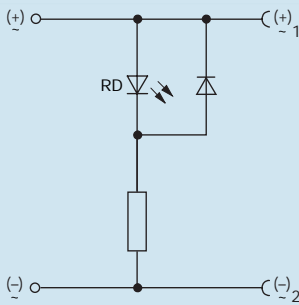
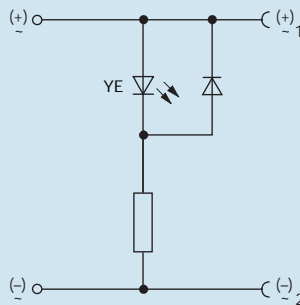
Type A EN 175301-803 (DIN 43650) / ISO 4400 > Cable socket with electronic insert




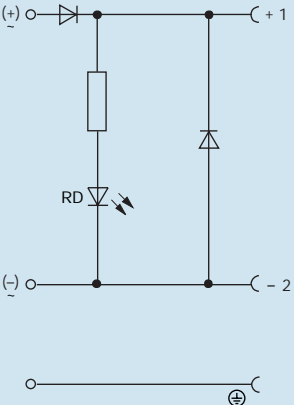
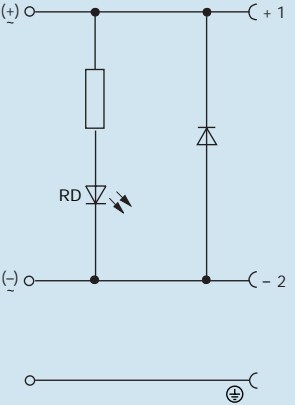
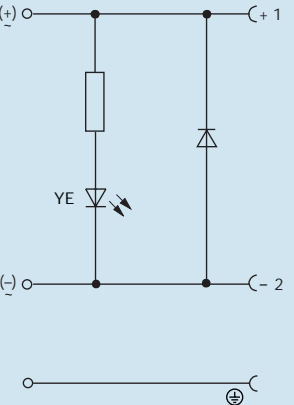
Type	GDML 2016 GB1 schwarz/black	GDML 2016 GBC schwarz/black
Order No.	934 407-100	934 408-100
	 <p>bridge-type rectifier with protective circuit (varistor)</p>	 <p>bridge-type rectifier with protective circuit (varistor and capacitor) for electromagnetic compatibility critical applications</p>
<b>Product description</b> Other standard types	grey housing, Order no. 934 407-106	grey housing, Order no. 934 408-106
Number of contacts Cable gland Conductor size Standard Housing Color Construction type	2 + PE M 16 (black) max. 1.5 mm <sup>2</sup> DIN EN 175 301-803-A black A	2 + PE M 16 (black) max. 1.5 mm <sup>2</sup> DIN EN 175 301-803-A black A
<b>Description of Wiring</b> LED color Voltage rectifier Suppressor Other characteristics	bridge-type rectifier varistor	bridge-type rectifier varistor capacitor
<b>Drawing</b>	 <p>— connection terminal —C fork type spring</p>	 <p>— connection terminal —C fork type spring</p>
<b>Technical data</b> Pin dimensions Rated voltage Rated current Contact resistance Type of termination Suitable cables Mounting	6.3 mm x 0.8 mm, 4.8 mm x 0.8 mm AC/DC 250 V 2 A (SEV 1011 : 1.5 A) AC / 1 A DC ≤ 4 mOhm screw 4.5 mm to 10 mm diameter central nut	6.3 mm x 0.8 mm, 4.8 mm x 0.8 mm AC/DC 250 V 2 A (SEV 1011 : 1.5 A) AC / 1 A DC ≤ 4 mOhm screw 4.5 mm to 10 mm diameter central nut
<b>Material</b> Contact surface material Contact bearer material Housing material	Sn PA PA	Sn PA PA
<b>Environmental conditions</b> Protection class (IEC 60529) Pollution severity Temperature range	IP 65 (gasket necessary) 3 -40 °C to +90 °C	IP 65 (gasket necessary) 3 -40 °C to +90 °C
<b>Inflammability class</b> Housing Contact bearer	94 HB 94 HB	94 HB 94 HB
<b>Packing unit</b> Packaging unit	50 pieces	50 pieces
<b>Scope of delivery and accessories</b> Accessories to order separately	GDM 3-7, Order no. 730 801-002; GDM 3-21, Order no. 731 739-004; GDM 3-16, Order no. 731 531-002; GDM 3011-8, Order no. 732 574-001; GDM 3011 RF-1, Order no. 734 363-001	GDM 3-7, Order no. 730 801-002; GDM 3-21, Order no. 731 739-004; GDM 3-16, Order no. 731 531-002; GDM 3011-8, Order no. 732 574-001; GDM 3011 RF-1, Order no. 734 363-001

GDML 2016 GE 1 G schwarz/black	GDML 2016 GB1 LED 24 black	GDML 2016 LED 24 GB black
<p>934 409-100</p>  <p>half-wave rectifier with protective circuit (diode)</p>	<p>934 410-002</p>  <p>bridge-type rectifier with protective circuit (varistor) and function indicator (LED)</p>	<p>934 411-002</p>  <p>LED rectifier with protective circuit (varistor) and function indicator (LED)</p>
<p>2 + PE M 16 (black) max. 1.5 mm<sup>2</sup> DIN EN 175 301-803-A black A</p>	<p>transparent housing, cable gland grey; Order no. 934 410-003 2 + PE M 16 (black) max. 1.5 mm<sup>2</sup> DIN EN 175 301-803-A transparent A</p>	<p>transparent housing, cable gland grey; Order no. 934 411-003 2 + PE M 16 (black) max. 1.5 mm<sup>2</sup> DIN EN 175 301-803-A transparent A</p>
<p>half-wave rectifier diode</p>	<p>LED red bridge-type rectifier varistor</p>	<p>LED red for LED varistor</p>
 <p>○— connection terminal —C— fork type spring</p>	 <p>○— connection terminal —C— fork type spring</p>	 <p>○— connection terminal —C— fork type spring</p>
<p>6.3 mm x 0.8 mm, 4.8 mm x 0.8 mm AC/DC 250 V 1 A ≤ 4 mOhm screw 4.5 mm to 10 mm diameter central nut</p>	<p>6.3 mm x 0.8 mm, 4.8 mm x 0.8 mm AC/DC 24 V 2 A (SEV 1011 : 1.5 A) AC / 1 A DC ≤ 4 mOhm screw 4.5 mm to 10 mm diameter central nut</p>	<p>6.3 mm x 0.8 mm, 4.8 mm x 0.8 mm AC/DC 24 V 8 A ≤ 4 mOhm screw 4.5 mm to 10 mm diameter central nut</p>
<p>Sn PA PA</p>	<p>Sn PA PA</p>	<p>Sn PA PA</p>
<p>IP 65 (gasket necessary) 3 -40 °C to +90 °C</p>	<p>IP 65 (gasket necessary) 3 -40 °C to +90 °C</p>	<p>IP 65 (gasket necessary) 3 -40 °C to +90 °C</p>
<p>94 HB 94 HB</p>	<p>94 HB 94 HB</p>	<p>94 HB 94 HB</p>
<p>50 pieces</p>	<p>50 pieces</p>	<p>50 pieces</p>
<p>GDM 3-7, Order no. 730 801-002; GDM 3-21, Order no. 731 739-004; GDM 3-16, Order no. 731 531-002; GDM 3011-8, Order no. 732 574-001; GDM 3011 RF-1, Order no. 734 363-001</p>	<p>GDM 3-7, Order no. 730 801-002; GDM 3-21, Order no. 731 739-004; GDM 3-16, Order no. 731 531-002; GDM 3011-8, Order no. 732 574-001; GDM 3011 RF-1, Order no. 734 363-001</p>	<p>GDM 3-7, Order no. 730 801-002; GDM 3-21, Order no. 731 739-004; GDM 3-16, Order no. 731 531-002; GDM 3011-8, Order no. 732 574-001; GDM 3011 RF-1, Order no. 734 363-001</p>

# RECTANGULAR CONNECTORS GDM-SERIES



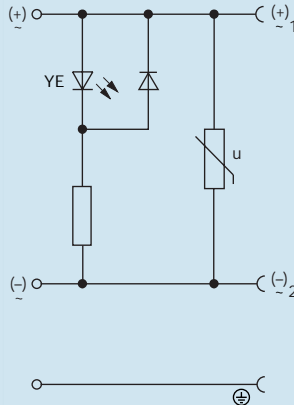
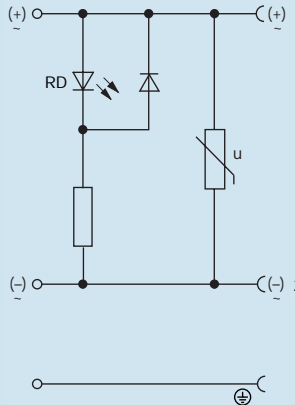
Type A EN 175301-803 (DIN 43650) / ISO 4400 > Cable socket with electronic insert




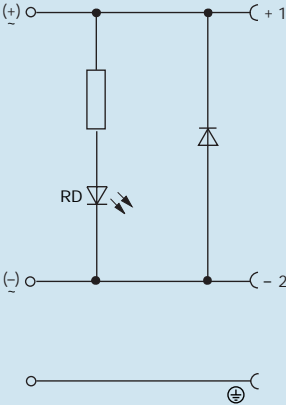
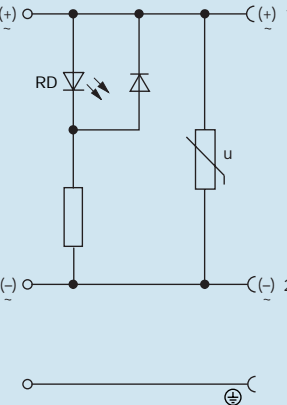
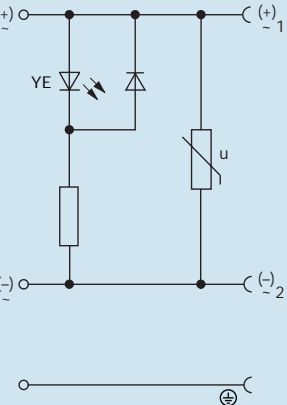
Type	GDM 2016 LED 24 schwarz/black	GDM 2016 LED 24 YE black
Order No.	934 412-002	934 413-002
	 <p>function indicator (LED) with freewheeling diode</p>	 <p>function indicator (LED) with freewheeling diode</p>
<b>Product description</b> Other standard types	transparent housing, cable gland grey: Order no. 934 412-003	
Number of contacts	2 + PE	2 + PE
Cable gland	M 16 (black)	M 16 (black)
Conductor size	max. 1.5 mm <sup>2</sup>	max. 1.5 mm <sup>2</sup>
Standard	DIN EN 175 301-803-A	DIN EN 175 301-803-A
Housing Color	transparent	transparent
Construction type	A	A
<b>Description of Wiring</b> LED color	LED red	LED yellow
Voltage rectifier	LED-half-wave rectifier	LED-half-wave rectifier
Suppressor		
Other characteristics		
<b>Drawing</b>	 <p>○ connection terminal ⌋ fork type spring</p>	 <p>○ connection terminal ⌋ fork type spring</p>
<b>Technical data</b> Pin dimensions	6.3 mm x 0.8 mm, 4.8 mm x 0.8 mm	6.3 mm x 0.8 mm, 4.8 mm x 0.8 mm
Rated voltage	AC/DC 24 V	AC/DC 24 V
Rated current	8 A	8 A
Contact resistance	≤ 4 mOhm	≤ 4 mOhm
Type of termination	screw	screw
Suitable cables	4.5 mm to 10 mm diameter	4.5 mm to 10 mm diameter
Mounting	central nut	central nut
<b>Material</b> Contact surface material	Sn	Sn
Contact bearer material	PA	PA
Housing material	PA	PA
<b>Environmental conditions</b> Protection class (IEC 60529)	IP 65 (gasket necessary)	IP 65 (gasket necessary)
Pollution severity	3	3
Temperature range	-40 °C to +90 °C	-40 °C to +90 °C
<b>Inflammability class</b> Housing	94 HB	94 HB
Contact bearer	94 HB	94 HB
<b>Approvals</b> VDE		
SEV		
GL		
<b>Packing unit</b> Packaging unit	50 pieces	50 pieces
<b>Scope of delivery and accessories</b> Accessories to order separately	GDM 3-7, Order no. 730 801-002; GDM 3-21, Order no. 731 739-004; GDM 3-16, Order no. 731 531-002; GDM 3011-8, Order no. 732 574-001; GDM 3011 RF-1, Order no. 734 363-001	GDM 3-7, Order no. 730 801-002; GDM 3-21, Order no. 731 739-004; GDM 3-16, Order no. 731 531-002; GDM 3011-8, Order no. 732 574-001; GDM 3011 RF-1, Order no. 734 363-001

GDML 2016 LED 24 HH P black	GDML 2016 LED 24 HH black	GDML 2016 LED 24 HH YE black
<p>934 414-002</p>  <p>half-wave rectifier with protective circuit (diode) and function indicator (LED)</p>	<p>934 415-002</p>  <p>function indicator (LED) with protective circuit (diode)</p>	<p>934 416-002</p>  <p>function indicator (LED) with protective circuit (diode)</p>
<p>transparent housing, cable gland grey: Order no. 934 414-003 2 + PE M 16 (black) max. 1.5 mm2 DIN EN 175 301-803-A transparent A</p>	<p>transparent housing, cable gland grey: Order no. 934 415-003 2 + PE M 16 (black) max. 1.5 mm2 DIN EN 175 301-803-A transparent A</p>	<p>transparent housing, cable gland grey: Order no. 934 416-003 2 + PE M 16 (black) max. 1.5 mm2 DIN EN 175 301-803-A transparent A</p>
<p>LED red half-wave rectifier diode correct polarity must be ensured</p>	<p>LED red diode correct polarity must be ensured</p>	<p>LED yellow diode correct polarity must be ensured</p>
 <p>○ connection terminal ⌋ fork type spring</p>	 <p>○ connection terminal ⌋ fork type spring</p>	 <p>○ connection terminal ⌋ fork type spring</p>
<p>6.3 mm x 0.8 mm, 4.8 mm x 0.8 mm AC/DC 24 V 1 A ≤ 4 mOhm screw 4.5 mm to 10 mm diameter central nut</p>	<p>6.3 mm x 0.8 mm, 4.8 mm x 0.8 mm DC 24 V 8 A ≤ 4 mOhm screw 4.5 mm to 10 mm diameter central nut</p>	<p>6.3 mm x 0.8 mm, 4.8 mm x 0.8 mm DC 24 V 8 A ≤ 4 mOhm screw 4.5 mm to 10 mm diameter central nut</p>
<p>Sn PA PA</p>	<p>Sn PA PA</p>	<p>Sn PA PA</p>
<p>IP 65 (gasket necessary) 3 -40 °C to +90 °C</p>	<p>IP 65 (gasket necessary) 3 -40 °C to +90 °C</p>	<p>IP 65 (gasket necessary) 3 -40 °C to +90 °C</p>
<p>94 HB 94 HB</p>	<p>94 HB 94 HB</p>	<p>94 HB 94 HB</p>
<p>50 pieces</p>	<p>50 pieces</p>	<p>50 pieces</p>
<p>GDM 3-7, Order no. 730 801-002; GDM 3-21, Order no. 731 739-004; GDM 3-16, Order no. 731 531-002; GDM 3011-8, Order no. 732 574-001; GDM 3011 RF-1, Order no. 734 363-001</p>	<p>GDM 3-7, Order no. 730 801-002; GDM 3-21, Order no. 731 739-004; GDM 3-16, Order no. 731 531-002; GDM 3011-8, Order no. 732 574-001; GDM 3011 RF-1, Order no. 734 363-001</p>	<p>GDM 3-7, Order no. 730 801-002; GDM 3-21, Order no. 731 739-004; GDM 3-16, Order no. 731 531-002; GDM 3011-8, Order no. 732 574-001; GDM 3011 RF-1, Order no. 734 363-001</p>

# RECTANGULAR CONNECTORS GDM-SERIES



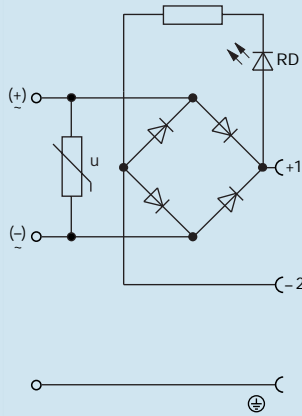
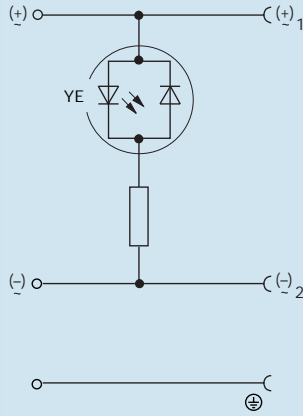
Type A EN 175301-803 (DIN 43650) / ISO 4400 > Cable socket with electronic insert

Type	GDM 2016 LED 24 VR YE black	GDM 2016 LED 24 VR black
Order No.	934 417-002	934 418-002
	 <p>function indicator (LED) with freewheeling diode and protective circuit (varistor)</p>	 <p>function indicator (LED) with freewheeling diode and protective circuit (varistor)</p>
<b>Product description</b> Other standard types	transparent housing, cable gland grey: Order no. 934 417-003	
Number of contacts	2 + PE	2 + PE
Cable gland	M 16 (black)	M 16 (black)
Conductor size	max. 1.5 mm <sup>2</sup>	max. 1.5 mm <sup>2</sup>
Standard	DIN EN 175 301-803-A	DIN EN 175 301-803-A
Housing Color	transparent	transparent
Construction type	A	A
<b>Description of Wiring</b>		
LED color	LED yellow	LED red
Voltage rectifier	varistor	varistor
Suppressor	LED-half-wave rectifier	LED-half-wave rectifier
Other characteristics		
<b>Drawing</b>	 <p>—○— connection terminal —C— fork type spring</p>	 <p>—○— connection terminal —C— fork type spring</p>
<b>Technical data</b>		
Pin dimensions	6.3 mm x 0.8 mm, 4.8 mm x 0.8 mm	6.3 mm x 0.8 mm, 4.8 mm x 0.8 mm
Rated voltage	AC/DC 24 V	AC/DC 24 V
Rated current	8 A	8 A
Contact resistance	≤ 4 mOhm	≤ 4 mOhm
Type of termination	screw	screw
Suitable cables	4.5 mm to 10 mm diameter	4.5 mm to 10 mm diameter
Mounting	central nut	central nut
<b>Material</b>		
Contact surface material	Sn	Sn
Contact bearer material	PA	PA
Housing material	PA	PA
<b>Environmental conditions</b>		
Protection class (IEC 60529)	IP 65 (gasket necessary)	IP 65 (gasket necessary)
Pollution severity	3	3
Temperature range	-40 °C to +90 °C	-40 °C to +90 °C
<b>Inflammability class</b>		
Housing	94 HB	94 HB
Contact bearer	94 HB	94 HB
<b>Approvals</b>		
VDE		
SEV		
GL		
<b>Packing unit</b>		
Packaging unit	50 pieces	50 pieces
<b>Scope of delivery and accessories</b>		
Accessories to order separately	GDM 3-7, Order no. 730 801-002; GDM 3-21, Order no. 731 739-004; GDM 3-16, Order no. 731 531-002; GDM 3011-8, Order no. 732 574-001; GDM 3011 RF-1, Order no. 734 363-001	GDM 3-7, Order no. 730 801-002; GDM 3-21, Order no. 731 739-004; GDM 3-16, Order no. 731 531-002; GDM 3011-8, Order no. 732 574-001; GDM 3011 RF-1, Order no. 734 363-001

GDML 2016 LED 48 HH black	GDML 2016 LED 48 VR black	GDML 2016 LED 48 VR YE black
<p>934 419-002</p>  <p>function indicator (LED) with protective circuit (diode)</p>	<p>934 420-002</p>  <p>function indicator (LED) with freewheeling diode and protective circuit (varistor)</p>	<p>934 421-002</p>  <p>function indicator (LED) with freewheeling diode and protective circuit (varistor)</p>
<p>2 + PE M 16 (black) max. 1.5 mm<sup>2</sup> DIN EN 175 301-803-A transparent A</p>	<p>transparent housing, cable gland grey: Order no. 934 420-003 2 + PE M 16 (black) max. 1.5 mm<sup>2</sup> DIN EN 175 301-803-A transparent A</p>	<p>transparent housing, cable gland grey: Order no. 934 421-003 2 + PE M 16 (black) max. 1.5 mm<sup>2</sup> DIN EN 175 301-803-A transparent A</p>
<p>LED red  diode correct polarity must be ensured</p>	<p>LED red  varistor</p>	<p>LED yellow  varistor</p>
 <p>○ connection terminal ⌋ fork type spring</p>	 <p>○ connection terminal ⌋ fork type spring</p>	 <p>○ connection terminal ⌋ fork type spring</p>
<p>6.3 mm x 0.8 mm, 4.8 mm x 0.8 mm DC 48 V 8 A ≤ 4 mOhm screw 4.5 mm to 10 mm diameter central nut</p>	<p>6.3 mm x 0.8 mm, 4.8 mm x 0.8 mm AC/DC 48 V 8 A ≤ 4 mOhm screw 4.5 mm to 10 mm diameter central nut</p>	<p>6.3 mm x 0.8 mm, 4.8 mm x 0.8 mm AC/DC 48 V 8 A ≤ 4 mOhm screw 4.5 mm to 10 mm diameter central nut</p>
<p>Sn PA PA</p>	<p>Sn PA PA</p>	<p>Sn PA PA</p>
<p>IP 65 (gasket necessary) 3 -40 °C to +90 °C</p>	<p>IP 65 (gasket necessary) 3 -40 °C to +90 °C</p>	<p>IP 65 (gasket necessary) 3 -40 °C to +90 °C</p>
<p>94 HB 94 HB</p>	<p>94 HB 94 HB</p>	<p>94 HB 94 HB</p>
<p>50 pieces</p>	<p>50 pieces</p>	<p>50 pieces</p>
<p>GDM 3-7, Order no. 730 801-002; GDM 3-21, Order no. 731 739-004; GDM 3-16, Order no. 731 531-002; GDM 3011-8, Order no. 732 574-001; GDM 3011 RF-1, Order no. 734 363-001</p>	<p>GDM 3-7, Order no. 730 801-002; GDM 3-21, Order no. 731 739-004; GDM 3-16, Order no. 731 531-002; GDM 3011-8, Order no. 732 574-001; GDM 3011 RF-1, Order no. 734 363-001</p>	<p>GDM 3-7, Order no. 730 801-002; GDM 3-21, Order no. 731 739-004; GDM 3-16, Order no. 731 531-002; GDM 3011-8, Order no. 732 574-001; GDM 3011 RF-1, Order no. 734 363-001</p>




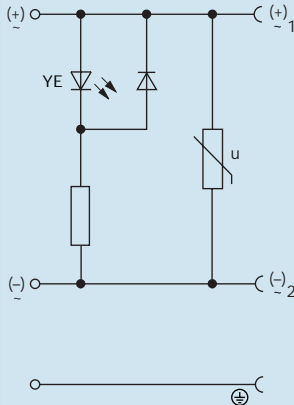
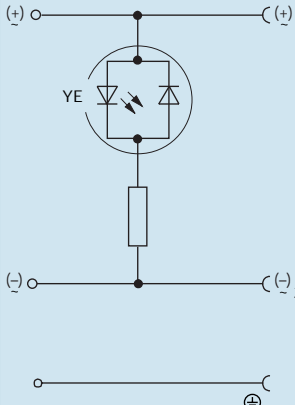
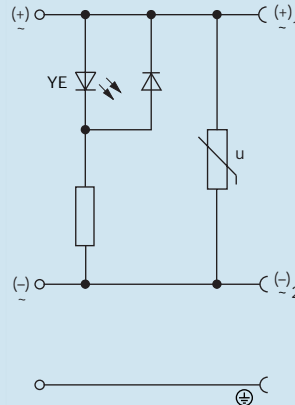
# RECTANGULAR CONNECTORS GDM-SERIES

Type A EN 175301-803 (DIN 43650) / ISO 4400 > Cable socket with electronic insert

Type	GDM L 2016 GB1 LED 48 schwarz/black	GDM L 2016 LED 120 YE schwarz/black
Order No.	934 422-002	934 423-002
	 <p>bridge-type rectifier with protective circuit (varistor) and function indicator (LED)</p>	 <p>function indicator (bipolar LED)</p>
<b>Product description</b> Other standard types	transparent housing, cable gland grey: Order no. 934 422-003 2 + PE M 16 (black) max. 0.75 mm <sup>2</sup> DIN EN 175 301-803-A transparent A	transparent housing, cable gland grey: Order no. 934 423-003 2 + PE M 16 (black) max. 1.5 mm <sup>2</sup> DIN EN 175 301-803-A transparent A
Number of contacts Cable gland Conductor size Standard Housing Color Construction type		
<b>Description of Wiring</b> LED color Voltage rectifier Suppressor Other characteristics	LED red  varistor bridge-type rectifier	bipolar LED yellow
<b>Drawing</b>	 <p>—○— connection terminal —C— fork type spring</p>	 <p>—○— connection terminal —C— fork type spring</p>
<b>Technical data</b> Pin dimensions Rated voltage Rated current Contact resistance Type of termination Suitable cables Mounting	6.3 mm x 0.8 mm, 4.8 mm x 0.8 mm AC/DC 48 V 2 A (SEV 1011 : 1.5 A) AC / 1 A DC ≤ 4 mOhm screw 4.5 mm to 10 mm diameter central nut	6.3 mm x 0.8 mm, 4.8 mm x 0.8 mm AC/DC 120 V 8 A ≤ 4 mOhm screw 4.5 mm to 10 mm diameter central nut
<b>Material</b> Contact surface material Contact bearer material Housing material	Sn PA PA	Sn PA PA
<b>Environmental conditions</b> Protection class (IEC 60529) Pollution severity Temperature range	IP 65 (gasket necessary) 3 -40 °C to +90 °C	IP 65 (gasket necessary) 3 -40 °C to +90 °C
<b>Inflammability class</b> Housing Contact bearer	94 HB 94 HB	94 HB 94 HB
<b>Approvals</b> VDE SEV GL		
<b>Packing unit</b> Packaging unit	50 pieces	50 pieces
<b>Scope of delivery and accessories</b> Accessories to order separately	GDM 3-7, Order no. 730 801-002; GDM 3-21, Order no. 731 739-004; GDM 3-16, Order no. 731 531-002; GDM 3011-8, Order no. 732 574-001; GDM 3011 RF-1, Order no. 734 363-001	GDM 3-7, Order no. 730 801-002; GDM 3-21, Order no. 731 739-004; GDM 3-16, Order no. 731 531-002; GDM 3011-8, Order no. 732 574-001; GDM 3011 RF-1, Order no. 734 363-001



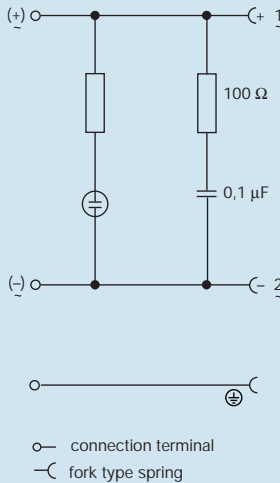
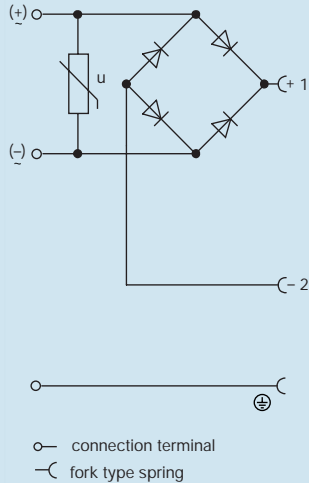





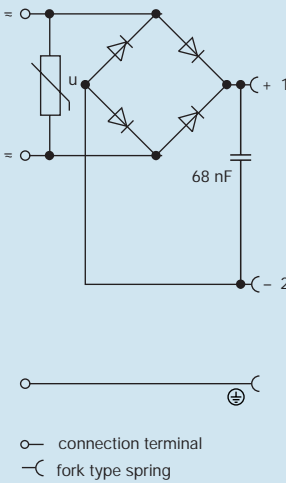
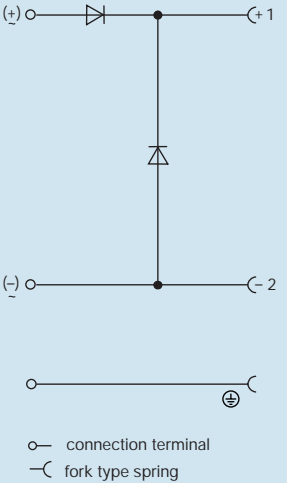
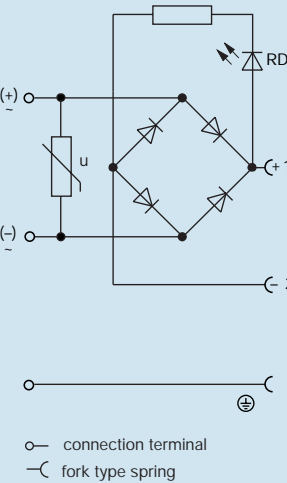
GDM 2016 LED 120 VR YE schwarz/black	GDM 2016 LED 230 YE schwarz/black	GDM 2016 LED 230 VR YE schwarz/black
--------------------------------------	-----------------------------------	--------------------------------------

<p>934 424-002</p>  <p>function indicator (LED) with freewheeling diode and protective circuit (varistor)</p>	<p>934 425-002</p>  <p>function indicator (bipolar LED)</p>	<p>934 426-002</p>  <p>function indicator (LED) with freewheeling diode and protective circuit (varistor)</p>
<p>transparent housing, cable gland grey: Order no. 934 424-003 2 + PE M 16 (black) max. 1.5 mm2 DIN EN 175 301-803-A transparent A</p>	<p>transparent housing, cable gland grey: Order no. 934 425-003 2 + PE M 16 (black) max. 1.5 mm2 DIN EN 175 301-803-A transparent A</p>	<p>transparent housing, cable gland grey: Order no. 934 426-003 2 + PE M 16 (black) max. 1.5 mm2 DIN EN 175 301-803-A transparent A</p>
<p>LED yellow varistor</p>	<p>bipolar LED yellow</p>	<p>LED yellow varistor</p>
 <p>—○— connection terminal —C— fork type spring</p>	 <p>—○— connection terminal —C— fork type spring</p>	 <p>—○— connection terminal —C— fork type spring</p>
<p>6.3 mm x 0.8 mm, 4.8 mm x 0.8 mm AC/DC 120 V 8 A ≤ 4 mOhm screw 4.5 mm to 10 mm diameter central nut</p>	<p>6.3 mm x 0.8 mm, 4.8 mm x 0.8 mm AC/DC 250 V 8 A ≤ 4 mOhm screw 4.5 mm to 10 mm diameter central nut</p>	<p>6.3 mm x 0.8 mm, 4.8 mm x 0.8 mm AC/DC 250 V 8 A ≤ 4 mOhm screw 4.5 mm to 10 mm diameter central nut</p>
<p>Sn PA PA</p>	<p>Sn PA PA</p>	<p>Sn PA PA</p>
<p>IP 65 (gasket necessary) 3 -40 °C to +90 °C</p>	<p>IP 65 (gasket necessary) 3 -40 °C to +90 °C</p>	<p>IP 65 (gasket necessary) 3 -40 °C to +90 °C</p>
<p>94 HB 94 HB</p>	<p>94 HB 94 HB</p>	<p>94 HB 94 HB</p>
<p>50 pieces</p>	<p>50 pieces</p>	<p>50 pieces</p>
<p>GDM 3-7, Order no. 730 801-002; GDM 3-21, Order no. 731 739-004; GDM 3-16, Order no. 731 531-002; GDM 3011-8, Order no. 732 574-001; GDM 3011 RF-1, Order no. 734 363-001</p>	<p>GDM 3-7, Order no. 730 801-002; GDM 3-21, Order no. 731 739-004; GDM 3-16, Order no. 731 531-002; GDM 3011-8, Order no. 732 574-001; GDM 3011 RF-1, Order no. 734 363-001</p>	<p>GDM 3-7, Order no. 730 801-002; GDM 3-21, Order no. 731 739-004; GDM 3-16, Order no. 731 531-002; GDM 3011-8, Order no. 732 574-001; GDM 3011 RF-1, Order no. 734 363-001</p>

# RECTANGULAR CONNECTORS GDM-SERIES



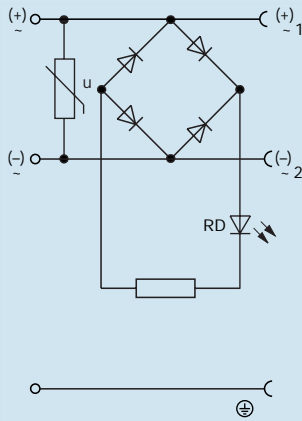
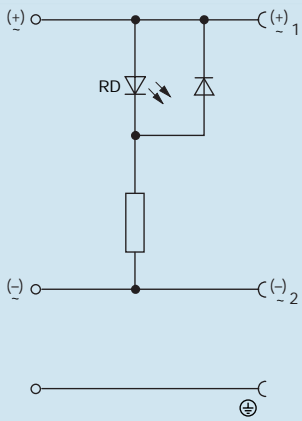
Type A EN 175301-803 (DIN 43650) / ISO 4400 > Cable socket with electronic insert




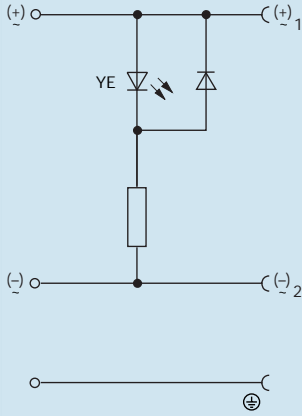
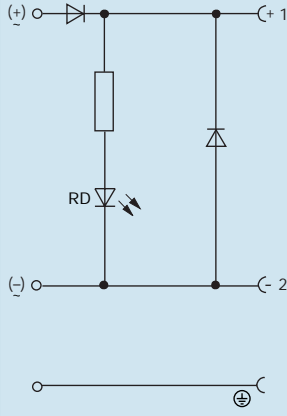
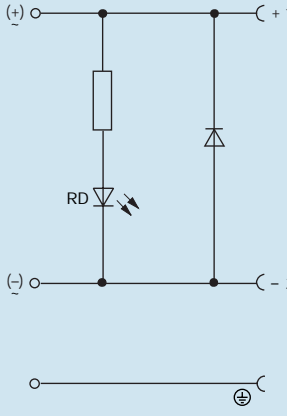
Type	GDM L 2009 RC 230 1 schwarz/black	GDM L 2011 GB1 schwarz/black
Order No.	933 802-112	932 329-100
	 <p>RC element (electromagnetic compatibility critical applications) with suppression capacitor and function indicator (glow lamp)</p>	 <p>bridge-type rectifier with protective circuit (varistor)</p>
<b>Product description</b> Other standard types		grey housing, Order no. 932 329-106
Number of contacts Cable gland Conductor size Standard Housing Color Construction type	2 + PE PG 9 (black) max. 0.75 mm <sup>2</sup> DIN EN 175 301-803-A transparent A	2 + PE PG 11 max. 1.5 mm <sup>2</sup> DIN EN 175 301-803-A black A
<b>Description of Wiring</b> LED color Voltage rectifier Suppressor Other characteristics	glow lamp  RC-filter	bridge-type rectifier varistor
<b>Drawing</b>	 <p>○ connection terminal —C— fork type spring</p>	 <p>○ connection terminal —C— fork type spring</p>
<b>Technical data</b> Pin dimensions Rated voltage Rated current Contact resistance Type of termination Suitable cables Mounting	6.3 mm x 0.8 mm, 4.8 mm x 0.8 mm AC/DC 250 V 8 A ≤ 4 mOhm screw 4.5 mm to 7 mm diameter central nut	6.3 mm x 0.8 mm, 4.8 mm x 0.8 mm AC/DC 250 V 2 A (SEV 1011 : 1.5 A) AC / 1 A DC ≤ 4 mOhm screw 4.5 mm to 11 mm diameter central nut
<b>Material</b> Contact surface material Contact bearer material Housing material	Sn PA PA	Sn PA PA
<b>Environmental conditions</b> Protection class (IEC 60529) Pollution severity Temperature range	IP 65 (gasket necessary) 3 -40 °C to +90 °C	IP 65 (gasket necessary) 3 -40 °C to +90 °C
<b>Inflammability class</b> Housing Contact bearer	94 HB 94 HB	94 HB 94 HB
<b>Approvals</b> VDE SEV GL		SEV
<b>Packing unit</b> Packaging unit	50 pieces	50 pieces
<b>Scope of delivery and accessories</b> Accessories to order separately	GDM 3-7, Order no. 730 801-002; GDM 3-21, Order no. 731 739-004; GDM 3-16, Order no. 731 531-002; GDM 3011-8, Order no. 732 574-001; GDM 3011 RF-1, Order no. 734 363-001	GDM 3-7, Order no. 730 801-002; GDM 3-21, Order no. 731 739-004; GDM 3-16, Order no. 731 531-002; GDM 3011-8, Order no. 732 574-001; GDM 3011 RF-1, Order no. 734 363-001

GDML 2011 GB C schwarz/black	GDML 2011 GE 1 G schwarz/black	GDML 2011 GB1 LED 24 schwarz/black
<p>933 923-100</p>  <p>bridge-type rectifier with protective circuit (varistor and capacitor) for electromagnetic compatibility critical applications</p>	<p>932 330-100</p>  <p>half-wave rectifier with protective circuit (diode)</p>	<p>932 446-002</p>  <p>bridge-type rectifier with protective circuit (varistor) and function indicator (LED)</p>
<p>grey housing, Order no. 933 923-106</p> <p>2 + PE PG 11 max. 1.5 mm2 DIN EN 175 301-803-A black A</p>	<p>2 + PE PG 11 max. 1.5 mm2 DIN EN 175 301-803-A black A</p>	<p>transparent housing, cable gland grey; Order no. 932 446-003 2 + PE PG 11 (black) max. 1.5 mm2 DIN EN 175 301-803-A transparent A</p>
<p>bridge-type rectifier varistor capacitor</p>	<p>half-wave rectifier diode</p>	<p>LED red bridge-type rectifier varistor</p>
		
<p>6.3 mm x 0.8 mm, 4.8 mm x 0.8 mm AC/DC 250 V 2 A (SEV 1011 : 1.5 A) AC / 1 A DC ≤ 4 mOhm screw 4.5 mm to 11 mm diameter central nut</p>	<p>6.3 mm x 0.8 mm, 4.8 mm x 0.8 mm AC/DC 250 V 1 A ≤ 4 mOhm screw 4.5 mm to 11 mm diameter central nut</p>	<p>6.3 mm x 0.8 mm, 4.8 mm x 0.8 mm AC/DC 24 V 2 A (SEV 1011 : 1.5 A) AC / 1 A DC ≤ 4 mOhm screw 4.5 mm to 11 mm diameter central nut</p>
<p>Sn PA PA</p>	<p>Sn PA PA</p>	<p>Sn PA PA</p>
<p>IP 65 (gasket necessary) 3 -40 °C to +90 °C</p>	<p>IP 65 (gasket necessary) 3 -40 °C to +90 °C</p>	<p>IP 65 (gasket necessary) 3 -40 °C to +90 °C</p>
<p>94 HB 94 HB</p>	<p>94 HB 94 HB</p>	<p>94 HB 94 HB</p>
<p>50 pieces</p>	<p>50 pieces</p>	<p>50 pieces</p>
<p>GDM 3-7, Order no. 730 801-002; GDM 3-21, Order no. 731 739-004; GDM 3-16, Order no. 731 531-002; GDM 3011-8, Order no. 732 574-001; GDM 3011 RF-1, Order no. 734 363-001</p>	<p>GDM 3-7, Order no. 730 801-002; GDM 3-21, Order no. 731 739-004; GDM 3-16, Order no. 731 531-002; GDM 3011-8, Order no. 732 574-001; GDM 3011 RF-1, Order no. 734 363-001</p>	<p>GDM 3-7, Order no. 730 801-002; GDM 3-21, Order no. 731 739-004; GDM 3-16, Order no. 731 531-002; GDM 3011-8, Order no. 732 574-001; GDM 3011 RF-1, Order no. 734 363-001</p>

# RECTANGULAR CONNECTORS GDM-SERIES



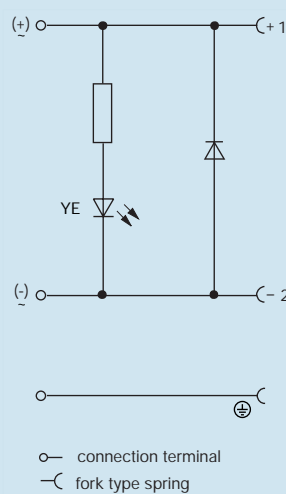
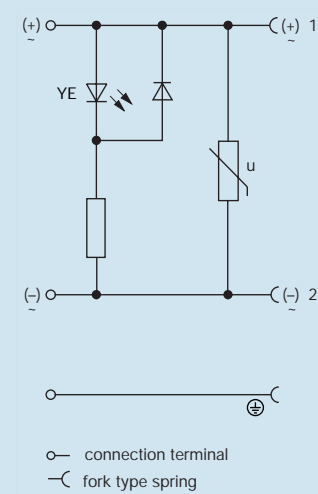
Type A EN 175301-803 (DIN 43650) / ISO 4400 > Cable socket with electronic insert




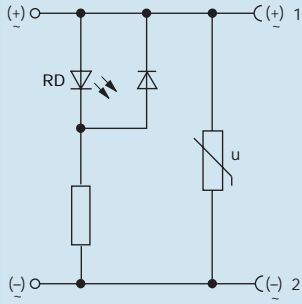
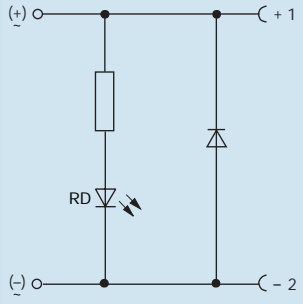
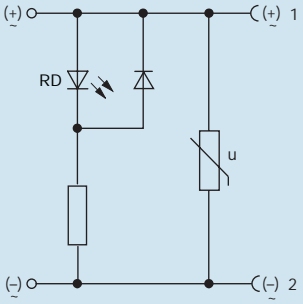
Type	GDM 2011 LED 24 GB schwarz/black	GDM 2011 LED 24 schwarz/black
Order No.	932 501-002	932 332-002
		
	LED rectifier with protective circuit (varistor) and function indicator (LED)	function indicator (LED) with freewheeling diode
<b>Product description</b> Other standard types	transparent housing, cable gland grey: Order no. 932 501-003 2 + PE PG 11 (black) Conductor size max. 1.5 mm2 Standard DIN EN 175 301-803-A Housing Color transparent Construction type A	transparent housing, cable gland grey: Order no. 932 332-003 2 + PE PG 11 (black) max. 1.5 mm2 DIN EN 175 301-803-A transparent A
<b>Description of Wiring</b> LED color Voltage rectifier Suppressor Other characteristics	LED red for LED varistor	LED red LED-half-wave rectifier
<b>Drawing</b>		
<b>Technical data</b> Pin dimensions Rated voltage Rated current Contact resistance Type of termination Suitable cables Mounting	6.3 mm x 0.8 mm, 4.8 mm x 0.8 mm AC/DC 24 V 8 A ≤ 4 mOhm screw 4.5 mm to 11 mm diameter central nut	6.3 mm x 0.8 mm, 4.8 mm x 0.8 mm AC/DC 24 V 8 A ≤ 4 mOhm screw 4.5 mm to 11 mm diameter central nut
<b>Material</b> Contact surface material Contact bearer material Housing material	Sn PA PA	Sn PA PA
<b>Environmental conditions</b> Protection class (IEC 60529) Pollution severity Temperature range	IP 65 (gasket necessary) 3 -40 °C to +90 °C	IP 65 (gasket necessary) 3 -40 °C to +90 °C
<b>Inflammability class</b> Housing Contact bearer	94 HB 94 HB	94 HB 94 HB
<b>Approvals</b> VDE SEV GL		
<b>Packing unit</b> Packaging unit	50 pieces	50 pieces
<b>Scope of delivery and accessories</b> Accessories to order separately	GDM 3-7, Order no. 730 801-002; GDM 3-21, Order no. 731 739-004; GDM 3-16, Order no. 731 531-002; GDM 3011-8, Order no. 732 574-001; GDM 3011 RF-1, Order no. 734 363-001	GDM 3-7, Order no. 730 801-002; GDM 3-21, Order no. 731 739-004; GDM 3-16, Order no. 731 531-002; GDM 3011-8, Order no. 732 574-001; GDM 3011 RF-1, Order no. 734 363-001

GDML 2011 LED 24 YE schwarz/black	GDML 2011 LED 24 HHP schwarz/black	GDML 2011 LED 24 HH schwarz/black
932 527-002	932 444-002	932 336-002
		
function indicator (LED) with freewheeling diode	half-wave rectifier with protective circuit (diode) and function indicator (LED)	function indicator (LED) with protective circuit (diode)
transparent housing, cable gland grey: Order no. 932 527-003 2 + PE PG 11 (black) max. 1.5 mm2 DIN EN 175 301-803-A transparent A	transparent housing, cable gland grey: Order no. 932 444-003 2 + PE PG 11 (black) max. 1.5 mm2 DIN EN 175 301-803-A transparent A	transparent housing, cable gland grey: Order no. 932 336-003 2 + PE PG 11 (black) max. 1.5 mm2 DIN EN 175 301-803-A transparent A
LED yellow LED-half-wave rectifier	LED red half-wave rectifier diode correct polarity must be ensured	LED red diode correct polarity must be ensured
 <p data-bbox="167 1332 359 1388">       ○ connection terminal        —C fork type spring     </p>	 <p data-bbox="614 1332 805 1388">       ○ connection terminal        —C fork type spring     </p>	 <p data-bbox="1061 1332 1252 1388">       ○ connection terminal        —C fork type spring     </p>
6.3 mm x 0.8 mm, 4.8 mm x 0.8 mm AC/DC 24 V 8 A ≤ 4 mOhm screw 4.5 mm to 11 mm diameter central nut	6.3 mm x 0.8 mm, 4.8 mm x 0.8 mm AC/DC 24 V 1 A ≤ 4 mOhm screw 4.5 mm to 11 mm diameter central nut	6.3 mm x 0.8 mm, 4.8 mm x 0.8 mm DC 24 V 8 A ≤ 4 mOhm screw 4.5 mm to 11 mm diameter central nut
Sn PA PA	Sn PA PA	Sn PA PA
IP 65 (gasket necessary) 3 -40 °C to +90 °C	IP 65 (gasket necessary) 3 -40 °C to +90 °C	IP 65 (gasket necessary) 3 -40 °C to +90 °C
94 HB 94 HB	94 HB 94 HB	94 HB 94 HB
50 pieces	50 pieces	50 pieces
GDM 3-7, Order no. 730 801-002; GDM 3-21, Order no. 731 739-004; GDM 3-16, Order no. 731 531-002; GDM 3011-8, Order no. 732 574-001; GDM 3011 RF-1, Order no. 734 363-001	GDM 3-7, Order no. 730 801-002; GDM 3-21, Order no. 731 739-004; GDM 3-16, Order no. 731 531-002; GDM 3011-8, Order no. 732 574-001; GDM 3011 RF-1, Order no. 734 363-001	GDM 3-7, Order no. 730 801-002; GDM 3-21, Order no. 731 739-004; GDM 3-16, Order no. 731 531-002; GDM 3011-8, Order no. 732 574-001; GDM 3011 RF-1, Order no. 734 363-001

# RECTANGULAR CONNECTORS GDM-SERIES



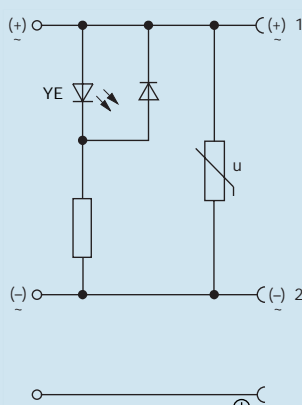
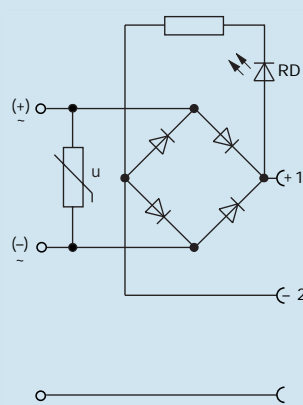
Type A EN 175301-803 (DIN 43650) / ISO 4400 > Cable socket with electronic insert

Type	GDM L 2011 LED 24 HH YE schwarz/black	GDM L 2011 LED 24 VR YE schwarz/black
Order No.	932 640-002	933 737-212
		
	function indicator (LED) with protective circuit (diode)	function indicator (LED) with freewheeling diode and protective circuit (varistor)
<b>Product description</b> Other standard types	transparent housing; cable gland grey; Order no. 932 640-003 2 + PE PG 11 (black) max. 1.5 mm2 DIN EN 175 301-803-A transparent A	transparent housing, cable gland grey; Order no. 933 737-712 2 + PE PG 11 (black) max. 1.5 mm2 DIN EN 175 301-803-A transparent A
Number of contacts Cable gland Conductor size Standard Housing Color Construction type		
<b>Description of Wiring</b> LED color Voltage rectifier Suppressor Other characteristics	LED yellow  diode correct polarity must be ensured	LED yellow  varistor LED-half-wave rectifier
<b>Drawing</b>		
<b>Technical data</b> Pin dimensions  Rated voltage Rated current Contact resistance Type of termination Suitable cables Mounting	6.3 mm x 0.8 mm, 4.8 mm x 0.8 mm DC 24 V 8 A ≤ 4 mOhm screw 4.5 mm to 11 mm (diameter) central nut	6.3 mm x 0.8 mm, 4.8 mm x 0.8 mm  AC/DC 24 V 8 A ≤ 4 mOhm screw 4.5 mm to 11 mm diameter central nut
<b>Material</b> Contact surface material Contact bearer material Housing material	Sn PA PA	Sn PA PA
<b>Environmental conditions</b> Protection class (IEC 60529) Pollution severity Temperature range	IP 65 (gasket necessary) 3 -40 °C to +90 °C	IP 65 (gasket necessary) 3 -40 °C to +90 °C
<b>Inflammability class</b> Housing Contact bearer	94 HB 94 HB	94 HB 94 HB
<b>Approvals</b> VDE SEV GL		
<b>Packing unit</b> Packaging unit	50 pieces	50 pieces
<b>Scope of delivery and accessories</b> Accessories to order separately	GDM 3-7, Order no. 730 801-002; GDM 3-21, Order no. 731 739-004; GDM 3-16, Order no. 731 531-002; GDM 3011-8, Order no. 732 574-001; GDM 3011 RF-1, Order no. 734 363-001	GDM 3-7, Order no. 730 801-002; GDM 3-21, Order no. 731 739-004; GDM 3-16, Order no. 731 531-002; GDM 3011-8, Order no. 732 574-001; GDM 3011 RF-1, Order no. 734 363-001




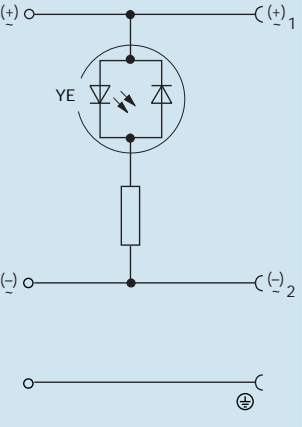
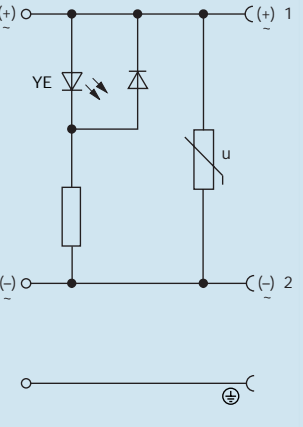
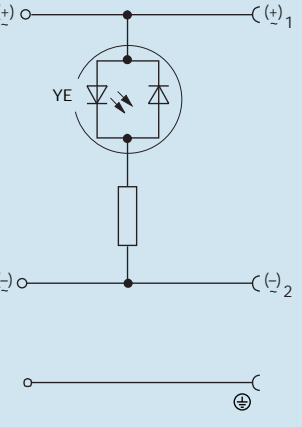
GDML 2011 LED 24 VR schwarz/black	GDML 2011 LED 48 HH schwarz/black	GDML 2011 LED 48 VR schwarz/black
932 521-002	932 648-002	933 924-212
		
function indicator (LED) with freewheeling diode and protective circuit (varistor)	function indicator (LED) with protective circuit (diode)	function indicator (LED) with freewheeling diode and protective circuit (varistor)
<p>2 + PE PG 11 (black) max. 1.5 mm2 DIN EN 175 301-803-A transparent A</p>	<p>2 + PE PG 11 (black) max. 1.5 mm2 DIN EN 175 301-803-A transparent A</p>	<p>transparent housing, cable gland grey: Order no. 933 924-712 2 + PE PG 11 (black) max. 1.5 mm2 DIN EN 175 301-803-A transparent A</p>
LED red varistor LED-half-wave rectifier	LED red diode correct polarity must be ensured	LED red varistor
 <p>○ connection terminal ⌋ fork type spring</p>	 <p>○ connection terminal ⌋ fork type spring</p>	 <p>○ connection terminal ⌋ fork type spring</p>
<p>6.3 mm x 0.8 mm, 4.8 mm x 0.8 mm AC/DC 24 V 8 A ≤ 4 mOhm screw 4.5 mm to 11 mm (diameter) central nut</p>	<p>6.3 mm x 0.8 mm, 4.8 mm x 0.8 mm DC 48 V 8 A ≤ 4 mOhm screw 4.5 mm to 11 mm diameter central nut</p>	<p>6.3 mm x 0.8 mm, 4.8 mm x 0.8 mm AC/DC 48 V 8 A ≤ 4 mOhm screw 4.5 mm to 11 mm diameter central nut</p>
Sn PA PA	Sn PA PA	Sn PA PA
IP 65 (gasket necessary) 3 -40 °C to +90 °C	IP 65 (gasket necessary) 3 -40 °C to +90 °C	IP 65 (gasket necessary) 3 -40 °C to +90 °C
94 HB 94 HB	94 HB 94 HB	94 HB 94 HB
50 pieces	50 pieces	50 pieces
GDM 3-7, Order no. 730 801-002; GDM 3-21, Order no. 731 739-004; GDM 3-16, Order no. 731 531-002; GDM 3011-8, Order no. 732 574-001; GDM 3011 RF-1, Order no. 734 363-001	GDM 3-7, Order no. 730 801-002; GDM 3-21, Order no. 731 739-004; GDM 3-16, Order no. 731 531-002; GDM 3011-8, Order no. 732 574-001; GDM 3011 RF-1, Order no. 734 363-001	GDM 3-7, Order no. 730 801-002; GDM 3-21, Order no. 731 739-004; GDM 3-16, Order no. 731 531-002; GDM 3011-8, Order no. 732 574-001; GDM 3011 RF-1, Order no. 734 363-001

# RECTANGULAR CONNECTORS GDM-SERIES

Type A EN 175301-803 (DIN 43650) / ISO 4400 > Cable socket with electronic insert



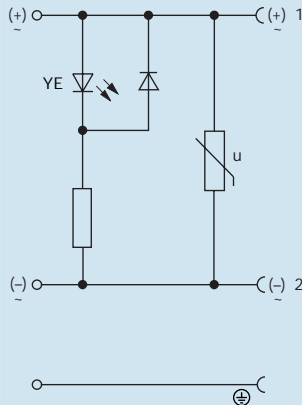
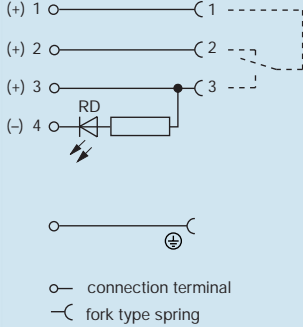
Type	GDM 2011 LED 48 VR YE black	GDM 2011 GB1 LED 48 black
Order No.	933 926-212	933 925-212
	 <p>function indicator (LED) with freewheeling diode and protective circuit (varistor)</p>	 <p>bridge-type rectifier with protective circuit (varistor) and function indicator (LED)</p>
<b>Product description</b> Other standard types	transparent housing, cable gland grey: Order no. 933 926-712 2 + PE PG 11 (black) Conductor size max. 1.5 mm <sup>2</sup> Standard DIN EN 175 301-803-A Housing Color transparent Construction type A	transparent housing, cable gland grey: Order no. 933 925-712 2 + PE PG 11 (black) Conductor size max. 0.75 mm <sup>2</sup> Standard DIN EN 175 301-803-A Housing Color transparent Construction type A
<b>Description of Wiring</b> LED color Voltage rectifier Suppressor Other characteristics	LED yellow  varistor	LED red  varistor bridge-type rectifier
<b>Drawing</b>	 <p>○ connection terminal ⌋ fork type spring</p>	 <p>○ connection terminal ⌋ fork type spring</p>
<b>Technical data</b> Pin dimensions Rated voltage Rated current Contact resistance Type of termination Suitable cables Mounting	6.3 mm x 0.8 mm, 4.8 mm x 0.8 mm AC/DC 48 V 8 A ≤ 4 mOhm screw 4.5 mm to 11 mm diameter central nut	6.3 mm x 0.8 mm, 4.8 mm x 0.8 mm AC/DC 48 V 2 A (SEV 1011 : 1.5 A) AC / 1 A DC ≤ 4 mOhm screw 4.5 mm to 11 mm diameter central nut
<b>Material</b> Contact surface material Contact bearer material Housing material	Sn PA PA	Sn PA PA
<b>Environmental conditions</b> Protection class (IEC 60529) Pollution severity Temperature range	IP 65 (gasket necessary) 3 -40 °C to +90 °C	IP 65 (gasket necessary) 3 -40 °C to +90 °C
<b>Inflammability class</b> Housing Contact bearer	94 HB 94 HB	94 HB 94 HB
<b>Approvals</b> VDE SEV GL		
<b>Packing unit</b> Packaging unit	50 pieces	50 pieces
<b>Scope of delivery and accessories</b> Accessories to order separately	GDM 3-7, Order no. 730 801-002; GDM 3-21, Order no. 731 739-004; GDM 3-16, Order no. 731 531-002; GDM 3011-8, Order no. 732 574-001; GDM 3011 RF-1, Order no. 734 363-001	GDM 3-7, Order no. 730 801-002; GDM 3-21, Order no. 731 739-004; GDM 3-16, Order no. 731 531-002; GDM 3011-8, Order no. 732 574-001; GDM 3011 RF-1, Order no. 734 363-001




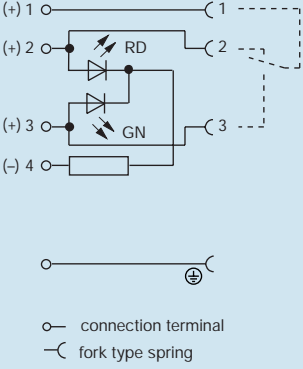
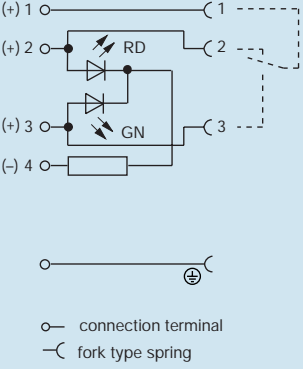
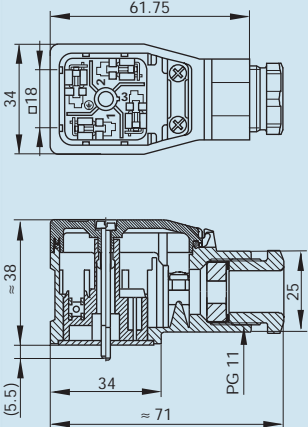


GDML 2011 LED 120 YE black	GDML 2011 LED 120 VR YE black	GDML 2011 LED 230 YE black
933 738-212  function indicator (bipolar LED)	933 927-212  function indicator (LED) with freewheeling diode and protective circuit (varistor)	933 739-212  function indicator (bipolar LED)
transparent housing, cable gland grey: Order no. 933 738-712 2 + PE PG 11 (black) max. 1.5 mm2 DIN EN 175 301-803-A transparent A	transparent housing, cable gland grey: Order no. 933 927-712 2 + PE PG 11 (black) max. 1.5 mm2 DIN EN 175 301-803-A transparent A	transparent housing, cable gland grey: Order no. 933 739-712 2 + PE PG 11 (black) max. 1.5 mm2 DIN EN 175 301-803-A transparent A
bipolar LED yellow	LED yellow varistor	bipolar LED yellow
 (+) connection terminal (-) connection terminal ⊕ fork type spring	 (+) connection terminal (-) connection terminal ⊕ fork type spring	 (+) connection terminal (-) connection terminal ⊕ fork type spring
6.3 mm x 0.8 mm, 4.8 mm x 0.8 mm AC/DC 120 V 8 A ≤ 4 mOhm screw 4.5 mm to 11 mm diameter central nut	6.3 mm x 0.8 mm, 4.8 mm x 0.8 mm AC/DC 120 V 8 A ≤ 4 mOhm screw 4.5 mm to 11 mm diameter central nut	6.3 mm x 0.8 mm, 4.8 mm x 0.8 mm AC/DC 250 V 8 A ≤ 4 mOhm screw 4.5 mm to 11 mm diameter central nut
Sn PA PA	Sn PA PA	Sn PA PA
IP 65 (gasket necessary) 3 -40 °C to +90 °C	IP 65 (gasket necessary) 3 -40 °C to +90 °C	IP 65 (gasket necessary) 3 -40 °C to +90 °C
94 HB 94 HB	94 HB 94 HB	94 HB 94 HB
50 pieces	50 pieces	50 pieces
GDM 3-7, Order no. 730 801-002; GDM 3-21, Order no. 731 739-004; GDM 3-16, Order no. 731 531-002; GDM 3011-8, Order no. 732 574-001; GDM 3011 RF-1, Order no. 734 363-001	GDM 3-7, Order no. 730 801-002; GDM 3-21, Order no. 731 739-004; GDM 3-16, Order no. 731 531-002; GDM 3011-8, Order no. 732 574-001; GDM 3011 RF-1, Order no. 734 363-001	GDM 3-7, Order no. 730 801-002; GDM 3-21, Order no. 731 739-004; GDM 3-16, Order no. 731 531-002; GDM 3011-8, Order no. 732 574-001; GDM 3011 RF-1, Order no. 734 363-001

# RECTANGULAR CONNECTORS GDM-SERIES



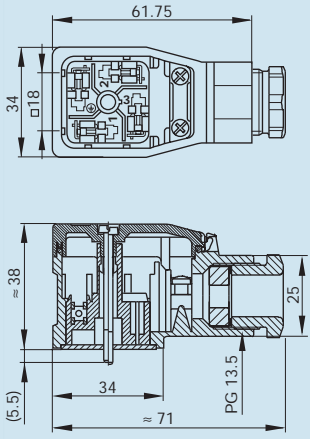
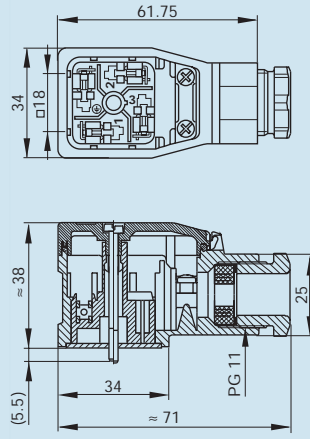
Type A EN 175301-803 (DIN 43650) / ISO 4400 > Cable socket with electronic insert




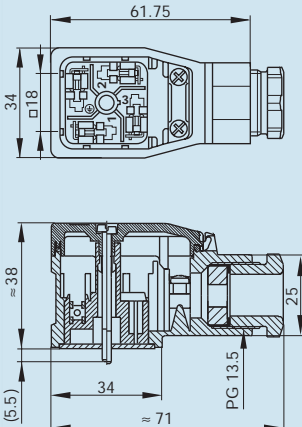
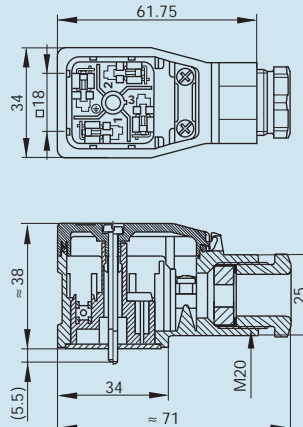
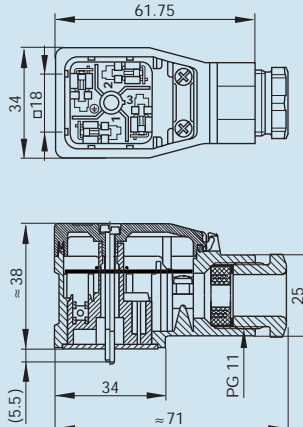
Type	GDM 2011 LED 230 VR YE black	GDM 3011 LED 24 BO black
Order No.	933 916-212	932 856-002
	 <p>function indicator (LED) with freewheeling diode and protective circuit (varistor)</p>	 <p>function indicator (LED) for pressure switch</p>
<b>Product description</b> Other standard types	transparent housing, cable gland grey: Order no. 933 916-712	
Number of contacts	2 + PE	3 + PE
Cable gland	PG 11 (black)	PG 11 (black)
Conductor size	max. 1.5 mm <sup>2</sup>	max. 1 mm <sup>2</sup>
Standard	DIN EN 175 301-803-A	DIN EN 175 301-803-A
Housing Color	transparent	transparent
Construction type	A	A
<b>Description of Wiring</b>		
LED color	LED yellow	LED red
Voltage rectifier		
Suppressor	varistor	
Other characteristics		for pressure switch
<b>Drawing</b>	 <p>○ connection terminal ⌋ fork type spring</p>	 <p>○ connection terminal ⌋ fork type spring</p>
<b>Technical data</b>		
Pin dimensions	6.3 mm x 0.8 mm, 4.8 mm x 0.8 mm	6.3 mm x 0.8 mm, 4.8 mm x 0.8 mm
Rated voltage	AC/DC 250 V	DC 24 V
Rated current	8 A	8 A
Contact resistance	≤ 4 mOhm	≤ 4 mOhm
Type of termination	screw	screw
Suitable cables	4.5 mm to 11 mm diameter	4.5 mm to 11 mm diameter
Mounting	central nut	central nut
<b>Material</b>		
Contact surface material	Sn	Sn
Contact bearer material	PA	PA
Housing material	PA	PA
<b>Environmental conditions</b>		
Protection class (IEC 60529)	IP 65 (gasket necessary)	IP 65 (gasket necessary)
Pollution severity	3	3
Temperature range	-40 °C to +90 °C	-40 °C to +90 °C
<b>Inflammability class</b>		
Housing	94 HB	94 HB
Contact bearer	94 HB	94 HB
<b>Approvals</b>		
VDE		
SEV		
GL		
<b>Packing unit</b>		
Packaging unit	50 pieces	50 pieces
<b>Scope of delivery and accessories</b>		
Accessories to order separately	GDM 3-7, Order no. 730 801-002; GDM 3-21, Order no. 731 739-004; GDM 3-16, Order no. 731 531-002; GDM 3011-8, Order no. 732 574-001; GDM 3011 RF-1, Order no. 734 363-001	GDM 3-7, Order no. 730 801-002; GDM 3-21, Order no. 731 739-004; GDM 3-16, Order no. 731 531-002; GDM 3011-8, Order no. 732 574-001; GDM 3011 RF-1, Order no. 734 363-001

GDML 3011 LED 24 RG black	GDML 3011 LED 230 RG black	GDME 2011 schwarz/black
932 857-002	933 748-212	933 029-100
		
function indicator (glow lamp) (2 LED's) for pressure switch	function indicator (glow lamp) (2 LED's) for pressure switch	cable socket with central screw M 3 x 40, strain relief and transparent cover, possibility to fit electronic inserts
3 + PE PG 11 (black) max. 1 mm <sup>2</sup> DIN EN 175 301-803-A transparent A	transparent housing, cable gland grey: Order no. 933 748-712 3 + PE PG 11 (black) max. 1.5 mm <sup>2</sup> DIN EN 175 301-803-A transparent A	grey housing, Order no. 933 029-106  2 + PE PG 11 (black) max. 1.5 mm <sup>2</sup> DIN EN 175 301-803-A black, with transparent cover A
LED green (3)LED red (2)  for pressure switch	LED green (3)LED red (2)  for pressure switch	
 <p>(+) 1 — C 1 (+) 2 — RD — C 2 (+) 3 — GN — C 3 (-) 4 — C 4</p> <p>—○— connection terminal —C— fork type spring</p>	 <p>(+) 1 — C 1 (+) 2 — RD — C 2 (+) 3 — GN — C 3 (-) 4 — C 4</p> <p>—○— connection terminal —C— fork type spring</p>	 <p>61.75 34 D18 ≈ 38 ≈ 71 25 PG 11 (5.5)</p>
6.3 mm x 0.8 mm, 4.8 mm x 0.8 mm DC 24 V 8 A ≤ 4 mOhm screw 4.5 mm to 11 mm diameter central nut	6.3 mm x 0.8 mm, 4.8 mm x 0.8 mm AC/DC 250 V 8 A ≤ 4 mOhm screw 4.5 mm to 11 mm diameter central nut	6.3 mm x 0.8 mm, 4.8 mm x 0.8 mm AC 400 V, DC 250 V without inserts 16 A ≤ 4 mOhm screw 4.5 mm to 11 mm diameter central nut
Sn PA PA	Sn PA PA	Sn PA PA
IP 65 (gasket necessary) 3 -40 °C to +90 °C	IP 65 (gasket necessary) 3 -40 °C to +90 °C	IP 65 (gasket necessary) 3 -40 °C to +85 °C
94 HB 94 HB	94 HB 94 HB	94 V1 94 V1
		VDE SEV GL
50 pieces	50 pieces	50 pieces
GDM 3-7, Order no. 730 801-002; GDM 3-21, Order no. 731 739-004; GDM 3-16,Order no. 731 531-002; GDM 3011-8,Order no. 732 574-001; GDM 3011 RF-1, Order no. 734 363-001	GDM 3-7, Order no. 730 801-002; GDM 3-21, Order no. 731 739-004; GDM 3-16,Order no. 731 531-002; GDM 3011-8,Order no. 732 574-001; GDM 3011 RF-1, Order no. 734 363-001	GDM 3-7, Order no. 730 801-002; GDM 3-21,Order no. 731 739-004; GDME 3N-7, Order no. 732 280-001

# RECTANGULAR CONNECTORS GDM-SERIES



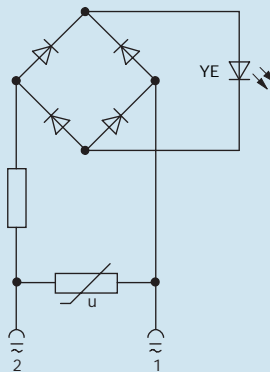
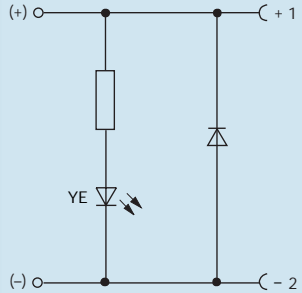
Type A EN 175301-803 (DIN 43650) / ISO 4400 > Cable socket with electronic insert




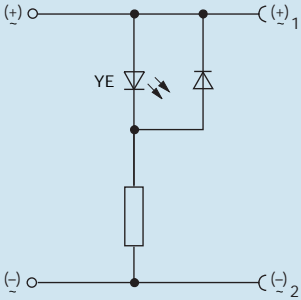
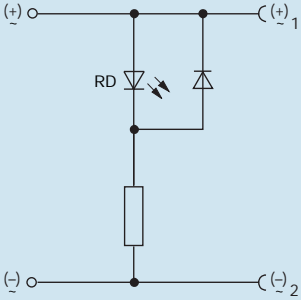
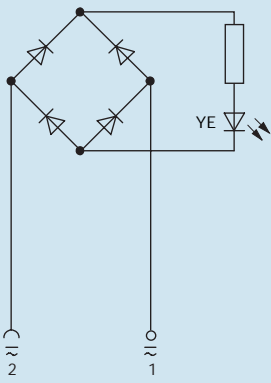
Type	GDME 2013 schwarz/black	GDME 3011 schwarz/black
Order No.	933 030-100	933 022-100
	 <p>cable socket with central screw M 3 x 40, strain relief and transparent cover, possibility to fit electronic inserts</p>	 <p>cable socket with central screw M 3 x 40, strain relief and transparent cover, possibility to fit electronic inserts</p>
<b>Product description</b> Other standard types	grey housing, Order no. 933 030-106	grey housing, Order no. 933 022-106
Number of contacts	2 + PE	3 + PE
Cable gland	PG 13.5 (black)	PG 11 (black)
Conductor size	max. 1.5 mm <sup>2</sup>	max. 1.5 mm <sup>2</sup>
Standard	DIN EN 175 301-803-A	DIN EN 175 301-803-A
Housing Color	black, with transparent cover	black, with transparent cover
Construction type	A	A
<b>Description of Wiring</b> LED color Voltage rectifier Suppressor Other characteristics		
<b>Drawing</b>		
<b>Technical data</b> Pin dimensions Rated voltage Rated current Contact resistance Type of termination Suitable cables Mounting	6.3 mm x 0.8 mm, 4.8 mm x 0.8 mm AC 400 V, DC 250 V without inserts 16 A ≤ 4 mOhm screw 10 mm to 14 mm diameter central nut	6.3 mm x 0.8 mm, 4.8 mm x 0.8 mm AC 400 V, DC 250 V without inserts 16 A ≤ 4 mOhm screw 4.5 mm to 11 mm diameter central nut
<b>Material</b> Contact surface material Contact bearer material Housing material	Sn PA PA	Sn PA PA
<b>Environmental conditions</b> Protection class (IEC 60529) Pollution severity Temperature range	IP 65 (gasket necessary) 3 -40 °C to +85 °C	IP 65 (gasket necessary) 3 -40 °C to +85 °C
<b>Inflammability class</b> Housing Contact bearer	94 V1 94 V1	94 V1 94 V1
<b>Approvals</b> VDE SEV GL	VDE SEV GL	VDE SEV GL
<b>Packing unit</b> Packaging unit	50 pieces	50 pieces
<b>Scope of delivery and accessories</b> Accessories to order separately	(NBR) flat gasket GDM 3-7, Order no. 730 801-002; (EPDM) flat gasket GDM 3-21, Order no. 731 739-004; knurled screw GDME 3N-7, Order no. 732 280-001	(NBR) flat gasket GDM 3-7, Order no. 730 801-002; (EPDM) flat gasket GDM 3-21, Order no. 731 739-004; knurled screw GDME 3N-7, Order no. 732 280-001

GDME 3013 schwarz/black	GDME 3020 schwarz/black	GDME 2011 Timer schwarz/black
<p>933 031-100</p>  <p>cable socket with central screw M 3 x 40, strain relief and transparent cover, possibility to fit electronic inserts</p>	<p>934 455-100</p>  <p>cable socket with central screw M 3 x 40, strain relief and transparent cover, possibility to fit electronic inserts</p>	<p>933 719-100</p>  <p>cable socket with times may be set independently of one another by means of potentiometer, 8 diff. switching progr. with function indicator (LED) and integral protective wiring and gasket</p>
<p>grey housing, Order no. 933 031-106 3 + PE PG 13.5 (black) max. 1.5 mm<sup>2</sup> DIN EN 175 301-803-A black, with transparent cover A</p>	<p>grey housing, Order no. 934 455-106 3 + PE M20 (black) max. 1.5 mm<sup>2</sup> DIN EN 175 301-803-A black, with transparent cover A</p>	<p>3 + PE PG 11 (black) max. 1.5 mm<sup>2</sup> DIN EN 175 301-803-A black, with transparent cover A</p>
		
<p>6.3 mm x 0.8 mm, 4.8 mm x 0.8 mm AC 400 V, DC 250 V without inserts 16 A ≤ 4 mOhm screw 10 mm to 14 mm diameter central nut</p>	<p>6.3 mm x 0.8 mm, 4.8 mm x 0.8 mm AC 400 V, DC 250 V without inserts 16 A ≤ 4 mOhm screw 8 mm to 14 mm diameter central nut</p>	<p>6.3 mm x 0.8 mm, 4.8 mm x 0.8 mm AC 48 V / DC 24 V 2 A ≤ 4 mOhm screw 4.5 mm to 11 mm diameter central nut</p>
<p>Sn PA PA</p>	<p>Sn PA PA</p>	<p>Sn PA PA</p>
<p>IP 65 (gasket necessary) 3 -40 °C to +85 °C</p>	<p>IP 65 (gasket necessary) 3 -40 °C to +85 °C</p>	<p>IP 65 (gasket necessary) 3 -30 °C to +60 °C</p>
<p>94 V1 94 V1</p>	<p>94 V1 94 V1</p>	<p>94 V1 94 V1</p>
<p>VDE SEV GL</p>	<p>in preparation in preparation in preparation</p>	
<p>50 pieces</p>	<p>50 pieces</p>	<p>50 pieces</p>
<p>(NBR) flat gasket GDM 3-7, Order no. 730 801-002; (EPDM) flat gasket GDM 3-21, Order no. 731 739-004; knurled screw GDME 3N-7, Order no. 732 280-001</p>	<p>(NBR) flat gasket GDM 3-7, Order no. 730 801-002; (EPDM) flat gasket GDM 3-21, Order no. 731 739-004; knurled screw GDME 3N-7, Order no. 732 280-001</p>	<p>(NBR) flat gasket GDM 3-7, Order no. 730 801-002; (EPDM) flat gasket GDM 3-21, Order no. 731 739-004; knurled screw GDME 3N-7, Order no. 732 280-001</p>

# RECTANGULAR CONNECTORS GDM-SERIES



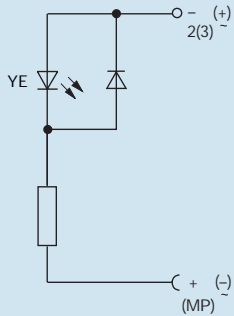
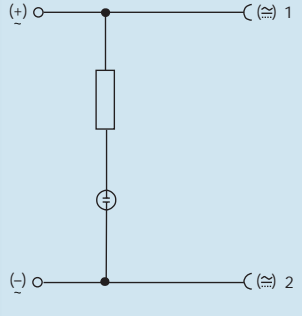
Type A EN 175301-803 (DIN 43650) / ISO 4400 > Electronic inserts for GDME

Type	GDME LED 24 GB YE	GDME LED 24 HH YE
Order No.	831 870-001	831 873-001
	 <p>rectifier with protective circuit (varistor) and function indicator (LED)</p>	 <p>function indicator (LED) with protective circuit</p>
<b>Product description</b> Standard Construction type	DIN EN 175 301-803-A A	DIN EN 175 301-803-A A
<b>Description of Wiring</b> LED color Voltage rectifier Suppressor Other characteristics	LED yellow for LED varistor	LED yellow diode
<b>Drawing</b>	 <p>○ connection terminal ⌋ fork type spring</p>	 <p>○ connection terminal ⌋ fork type spring</p>
<b>Technical data</b> Rated voltage Rated current	AC/DC 24 V 8 A	DC 24 V 8 A
<b>Environmental conditions</b> Temperature range	-40 °C to +110 °C	-40 °C to +110 °C
<b>Packing unit</b> Packaging unit	50 pieces	50 pieces




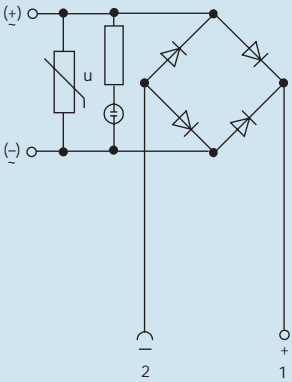
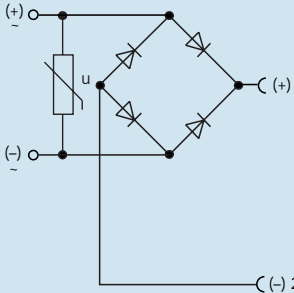
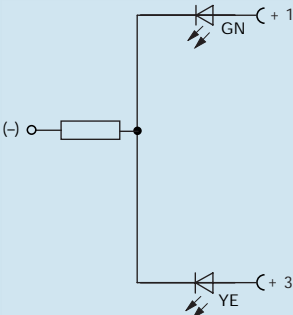
GDME LED 24 YE	GDME LED 24 RD	GDME HDL 24 GB YE
831 863-001  function indicator (LED) with freewheeling diode	831 839-001  function indicator (LED) with freewheeling diode	831 852-001  rectifier with protective circuit (varistor) and function indicator (LED)
DIN EN 175 301-803-A	DIN EN 175 301-803-A	DIN EN 175 301-803-A
LED yellow	LED red	LED yellow for LED varistor
 <p>       ○ connection terminal        —C fork for spring     </p>	 <p>       ○ connection terminal        —C fork type spring     </p>	 <p>       ○ connection terminal        —C fork type spring     </p>
AC/DC 24 V 8 A	AC/DC 24 V 8 A	AC/DC 24 V 8 A
-40 °C to +110 °C	-40 °C to +110 °C	-40 °C to +110 °C
50 pieces	50 pieces	50 pieces

# RECTANGULAR CONNECTORS GDM-SERIES

Type A EN 175301-803 (DIN 43650) / ISO 4400 > Electronic inserts for GDME



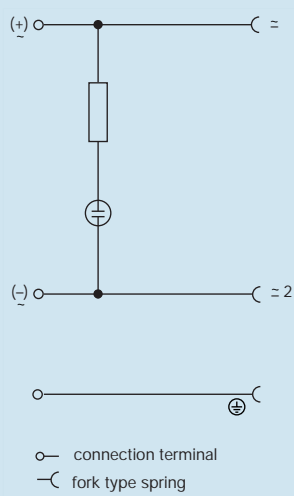

Type	GDME HDL 24 YE	GDME LG 120
Order No.	832 028-001	831 826-001
	 <p>function indicator (LED) with freewheeling diode</p>	 <p>function indicator (glow lamp)</p>
<b>Product description</b> Standard Construction type	DIN EN 175 301-803-A A	DIN EN 175 301-803-A A
<b>Description of Wiring</b> LED color Voltage rectifier Suppressor Other characteristics	LED yellow  pressure switch	glow lamp
<b>Drawing</b>	 <p>○ connection terminal ⊃ fork type spring</p>	 <p>○ connection terminal ⊃ fork type spring</p>
<b>Technical data</b> Rated voltage Rated current	AC/DC 24 V 8 A	AC/DC 120 V 8 A
<b>Environmental conditions</b> Temperature range	-40 °C to +110 °C	-40 °C to +110 °C
<b>Packing unit</b> Packaging unit	50 pieces	50 pieces



GDME GB1 LG 230	GDME GB1	GDME 2 LED 24
831 834-001  <p>bridge-type rectifier with protective circuit (varistor) and function indicator (glow lamp)</p>	831 832-001  <p>bridge-type rectifier with protective circuit (varistor)</p>	831 876-001  <p>function indicator (glow lamp) (2 LED's)</p>
DIN EN 175 301-803-A A	DIN EN 175 301-803-A A	DIN EN 175 301-803-A A
glow lamp bridge-type rectifier varistor	bridge-type rectifier varistor	LED yellow / LED green  pressure switch
 <p>○ connection terminal        —C— fork type spring</p>	 <p>○ connection terminal        —C— fork type spring</p>	 <p>○ connection terminal        —C— fork type spring</p>
AC/DC 250 V 2 A (SEV 1011 : 1.5 A) AC / 1 A DC	AC/DC 250 V 2 A (SEV 1011 : 1.5 A) AC / 1 A DC	DC 24 V 8 A
-40 °C to +110 °C	-40 °C to +110 °C	-40 °C to +110 °C
50 pieces	50 pieces	50 pieces

# RECTANGULAR CONNECTORS GDM-SERIES

Type A EN 175301-803 (DIN 43650) / ISO 4400 > Electronic inserts for GDME

Type	GDME LG 230	GDME UV 1
Order No.	831 824-001	931 415-000
	 <p>function indicator (glow lamp)</p>	 <p>unequipped circuit board with 2 fork type springs and 2 clamping box</p>
<b>Product description</b> Standard Construction type	DIN EN 175 301-803-A A	DIN EN 175 301-803-A A
<b>Description of Wiring</b> LED color Voltage rectifier Suppressor Other characteristics	glow lamp	
<b>Drawing</b>	 <p>○ connection terminal C fork type spring</p>	 <p>○ Anschlußklemme C Gabelfeder</p>
<b>Technical data</b> Rated voltage Rated current	AC/DC 250 V 8 A	10 A
<b>Environmental conditions</b> Temperature range	-40 °C to +110 °C	-40 °C to +110 °C
<b>Packing unit</b> Packaging unit	50 pieces	50 pieces

## GDME UV 3 N

931 954-001



unequipped circuit board with 2 fork type  
springs and 2 flat head terminals

DIN EN 175 301-803-A  
A



○— Anschlußklemme  
—C Gabelfeder


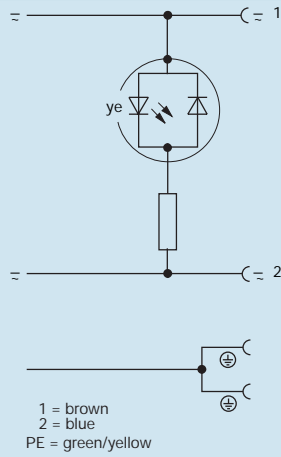
10 A



-40 °C to +110 °C



50 pieces


# RECTANGULAR CONNECTORS GDM-SERIES

OpenConnector GDM > GAN

Type		GAN-DBFE7X-AG0200C1-XC607-AD
Order No.	934 562-019	
		
<b>Product description</b>		
Other standard types	cable length 5 m: order no. 934 562-020	
Number of contacts	2 + PE / connected)	
Cable material	PVC	
Cable color	grey	
Cable length	2 m	
Cable diameter	5.5 mm	
Conductor size	0.75 mm	
Cable specification	LiYY 3G x 0.75 mm <sup>2</sup>	
Cable type	fire resist. IEC 60332-1, DIN VDE 0472 Part 804 type B	
Standard	DIN EN 175 301-803-A	
Housing Color	transparent blue	
Construction type	A	
<b>Description of Wiring</b>		
LED color	LED yellow (bipolar)	
Voltage rectifier	-	
Suppressor	-	
Other characteristics	-	
<b>Drawing</b>		
		
<b>Technical data</b>		
Contact dimensions	6.3 mm x 0.8 mm, 4.8 mm x 0.8 mm	
Wire stranding	24 x 0.2	
Rated voltage	AC/DC 24 V	
Rated current	10 A	
Contact resistance	≤ 10 mOhm	
Mounting	central nut M3	
<b>Material</b>		
Contact surface material	Cu/Sn	
Contact bearer material	PA 66	
Housing material	PUR	
<b>Environmental conditions</b>		
Protection class (IEC 60529)	IP 65, IP 67	
Pollution severity	3	
Temperature range	-25 °C to +80 °C, notice derating	
<b>Inflammability class</b>		
Housing	94 HB	
Cable	fire resist. IEC 60332-1	
Contact bearer	94 V0	
<b>Approvals</b>		
UL	-	
VDE	VDE	
<b>Packing unit</b>		
Packaging unit	50 pieces	


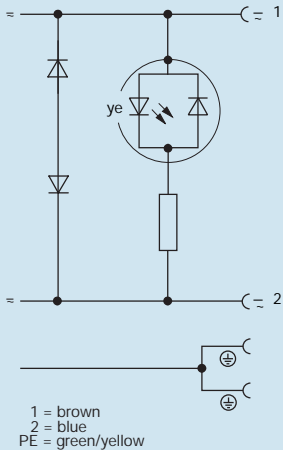
Type	GAN-DBFE7X-FS0200C1-XC607-AD	GAN-DCFE7X-AG0200C1-XC607-AD
Order No.	934 562-045	934 562-023
		
	Cable socket with integrally molded lead (2 m), function indicator (LED), gasket (captive) and central screw M3 (stainless steel, Phillips cross-head)	Cable socket with integrally molded lead (2 m), function indicator (LED), gasket (captive) and central screw M3 (stainless steel, Phillips cross-head)
<b>Product description</b>		
Other standard types	cable length 5 m: order no. 934 562-046	cable length 5 m: order no. 934 562-024
Cable material	PUR	PVC
Cable diameter	5.8 mm	5.5 mm
Cable specification	Li9Y11Y-HF 3G x 0.75 mm <sup>2</sup>	LiYY 3G x 0.75 mm <sup>2</sup>
<b>Technical data</b>		
Wire stranding	42 x 0.15	24 x 0.2
Rated voltage	AC/DC 24 V	AC/DC 120 V
<b>Approvals</b>		
UL	UL pending	-



Type	GAN-DCFE7X-FS0200C1-XC607-AD	GAN-DEFE7X-AG0200C1-XC607-AD
Order No.	934 562-049	934 562-027
		
	Cable socket with integrally molded lead (2 m), function indicator (LED), gasket (captive) and central screw M3 (stainless steel, Phillips cross-head)	Cable socket with integrally molded lead (2 m), function indicator (LED), gasket (captive) and central screw M3 (stainless steel, Phillips cross-head)
<b>Product description</b>		
Other standard types	cable length 5 m: order no. 934 562-050	cable length 5 m: order no. 934 562-028
Cable material	PUR	PVC
Cable diameter	5.8 mm	5.5 mm
Cable specification	Li9Y11Y-HF 3G x 0.75 mm <sup>2</sup>	LiYY 3G x 0.75 mm <sup>2</sup>
<b>Technical data</b>		
Wire stranding	42 x 0.15	24 x 0.2
Rated voltage	AC/DC 120 V	AC/DC 250 V
<b>Approvals</b>		
UL	UL pending	-

Type	GAN-DEFE7X-FS0200C1-XC607-AD
Order No.	934 562-053
	
	Cable socket with integrally molded lead (2 m), function indicator (LED), gasket (captive) and central screw M3 (stainless steel, Phillips cross-head)
<b>Product description</b>	
Other standard types	cable length 5 m: order no. 934 562-054
Cable material	PUR
Cable diameter	5.8 mm
Cable specification	Li9Y11Y-HF 3G x 0.75 mm <sup>2</sup>
<b>Technical data</b>	
Wire stranding	42 x 0.15
Rated voltage	AC/DC 250 V
<b>Approvals</b>	
UL	UL pending

# RECTANGULAR CONNECTORS GDM-SERIES


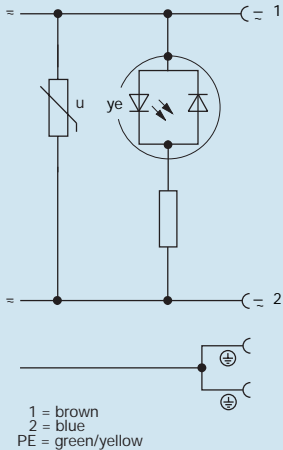
OpenConnector GDM > GAN

Type		GAN-DFFE7X-AG0200C1-XC607-AD
Order No.	934 562-021	
		
Product description		Cable socket with integrally molded lead (2 m), function indicator (LED), protective circuit (Suppressor-Diode), gasket (captive) and central screw M3 (stainless steel, Phillips cross-head)
Other standard types	cable length 5 m: order no. 934 562-022	
Number of contacts	2 + PE / connected)	
Cable material	PVC	
Cable color	grey	
Cable length	2 m	
Cable diameter	5.5 mm	
Conductor size	0.75 mm	
Cable specification	LiYY 3G x 0.75 mm <sup>2</sup>	
Cable type	fire resist. IEC 60332-1, DIN VDE 0472 Part 804 type B	
Standard	DIN EN 175 301-803-A	
Housing Color	transparent blue	
Construction type	A	
Description of Wiring		
LED color	LED yellow (bipolar)	
Voltage rectifier	-	
Suppressor	supressior diode	
Other characteristics	-	
Drawing		
Technical data		
Contact dimensions	6.3 mm x 0.8 mm, 4.8 mm x 0.8 mm	
Wire stranding	24 x 0.2	
Rated voltage	AC/DC 24 V	
Rated current	10 A	
Contact resistance	≤ 10 mOhm	
Mounting	central nut M3	
Material		
Contact surface material	Cu/Sn	
Contact bearer material	PA 66	
Housing material	PUR	
Environmental conditions		
Protection class (IEC 60529)	IP 65, IP 67	
Pollution severity	3	
Temperature range	-25 °C to +80 °C, notice derating	
Inflammability class		
Housing	94 HB	
Cable	fire resist. IEC 60332-1	
Contact bearer	94 V0	
Approvals		
UL	-	
VDE	VDE	
Packing unit		
Packaging unit	50 pieces	



Type	GAN-DFFE7X-DN0200C1-XC607-AD	GAN-DFFE7X-FS0200C1-XC607-AD
Order No.	934 562-069	934 562-047
	 <p>Cable socket with integrally molded lead (2 m), function indicator (LED), protective circuit (Suppressor-Diode), gasket (captive) and central screw M3 (stainless steel, Phillips cross-head)</p>	 <p>Cable socket with integrally molded lead (2 m), function indicator (LED), protective circuit (Suppressor-Diode), gasket (captive) and central screw M3 (stainless steel, Phillips cross-head)</p>
<b>Product description</b>		
Other standard types		
Cable material	cable length 5 m: order no. 934 562-064 PVC	cable length 5 m: order no. 934 562-048 PUR
Cable diameter	5.8 mm	5.8 mm
Cable specification	LiYY 3G x 0.75 mm <sup>2</sup>	Li9Y11Y-HF 3G x 0.75 mm <sup>2</sup>
<b>Technical data</b>		
Wire stranding	42 x 0.15	42 x 0.15
<b>Approvals</b>		
UL	UL pending	UL pending



# RECTANGULAR CONNECTORS GDM-SERIES

OpenConnector GDM > GAN

Type		GAN-DLFE7X-AG0200C1-XC607-AD
Order No.	934 562-029	
		
		Cable socket with integrally molded lead (2 m), function indicator (LED), protective circuit (varistor), gasket (captive) and central screw M3 (stainless steel, Phillips cross-head)
<b>Product description</b>		
Other standard types	cable length 5 m: order no. 934 562-030	
Number of contacts	2 + PE / connected)	
Cable material	PVC	
Cable color	grey	
Cable length	2 m	
Cable diameter	5.5 mm	
Conductor size	0.75 mm	
Cable specification	LiYY 3G x 0.75 mm <sup>2</sup>	
Cable type	fire resist. IEC 60332-1, DIN VDE 0472 Part 804 type B	
Standard	DIN EN 175 301-803-A	
Housing Color	transparent blue	
Construction type	A	
<b>Description of Wiring</b>		
LED color	LED yellow (bipolar)	
Voltage rectifier	-	
Suppressor	varisator	
Other characteristics	for pressure switch	
<b>Drawing</b>		
		
<b>Technical data</b>		
Contact dimensions	6.3 mm x 0.8 mm, 4.8 mm x 0.8 mm	
Wire stranding	24 x 0.2	
Rated voltage	AC/DC 250 V	
Rated current	10 A	
Contact resistance	≤ 10 mOhm	
Mounting	central nut M3	
<b>Material</b>		
Contact surface material	Cu/Sn	
Contact bearer material	PA 66	
Housing material	PUR	
<b>Environmental conditions</b>		
Protection class (IEC 60529)	IP 65, IP 67	
Pollution severity	3	
Temperature range	-25 °C to +80 °C, notice derating	
<b>Inflammability class</b>		
Housing	94 HB	
Cable	fire resist. IEC 60332-1	
Contact bearer	94 V0	
<b>Approvals</b>		
UL	-	
VDE	VDE	
<b>Packing unit</b>		
Packaging unit	50 pieces	


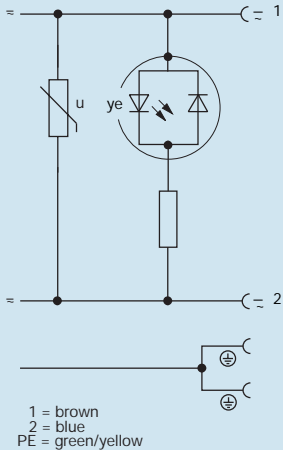




Type	GAN-DLFE7X-AG0500C1-XC607-AC	GAN-DLFE7X-DN0500C1-XC607-AC
Order No.	934 562-030	934 562-066
	 <p>Cable socket with integrally molded lead (5 m), function indicator (LED), protective circuit (varistor), gasket (captively) and central screw M3 (stainless steel, Phillips cross-head)</p>	 <p>Cable socket with integrally molded lead (5 m), function indicator (LED), protective circuit (varistor), gasket (captively) and central screw M3 (stainless steel, Phillips cross-head)</p>
<b>Product description</b>		
Other standard types	cable length 2 m: order no. 934 562-029	cable length 2 m: order no. 934 562-065
Cable material	PVC	PVC
Cable length	5 m	5 m
Cable diameter	5.5 mm	5.8 mm
Cable specification	LiYY 3G x 0.75 mm <sup>2</sup>	LiYY 3G x 0.75 mm <sup>2</sup>
<b>Technical data</b>		
Wire stranding	24 x 0.2	42 x 0.15
<b>Approvals</b>		
UL	-	UL pending
<b>Packing unit</b>		
Packaging unit	25 pieces	25 pieces


Type	GAN-DLFE7X-FS0200C1-XC607-AD	GAN-DLFE7X-FS0500C1-XC607-AC
Order No.	934 562-055	934 562-056
	 <p>Cable socket with integrally molded lead (2 m), function indicator (LED), protective circuit (varistor), gasket (captively) and central screw M3 (stainless steel, Phillips cross-head)</p>	 <p>Cable socket with integrally molded lead (5 m), function indicator (LED), protective circuit (varistor), gasket (captively) and central screw M3 (stainless steel, Phillips cross-head)</p>
<b>Product description</b>		
Other standard types	cable length 5 m: order no. 934 562-056	cable length 2 m: order no. 934 562-055
Cable material	PUR	PUR
Cable length	2 m	5 m
Cable diameter	5.8 mm	5.8 mm
Cable specification	Li9Y11Y-HF 3G x 0.75 mm <sup>2</sup>	Li9Y11Y-HF 3G x 0.75 mm <sup>2</sup>
<b>Technical data</b>		
Wire stranding	42 x 0.15	42 x 0.15
<b>Approvals</b>		
UL	UL pending	UL pending
<b>Packing unit</b>		
Packaging unit	50 pieces	25 pieces

# RECTANGULAR CONNECTORS GDM-SERIES

OpenConnector GDM > GAN


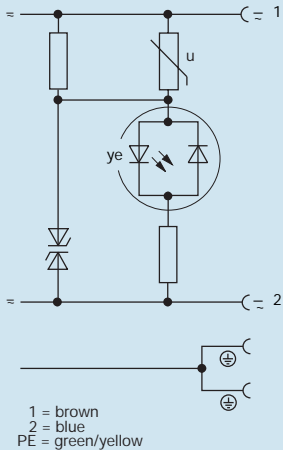
Type		GAN-DRFE7X-AG0200C1-XC607-AD
Order No.	934 562-025	
		
<b>Product description</b> <a href="#">Other standard types</a> Number of contacts <a href="#">Cable material</a> Cable color <a href="#">Cable length</a> <a href="#">Cable diameter</a> Conductor size <a href="#">Cable specification</a> Cable type Standard Housing Color Construction type		cable length 5 m: order no. 934 562-026 2 + PE / connected) PVC grey 2 m 5.5 mm 0.75 mm LiYY 3G x 0.75 mm <sup>2</sup> fire resist. IEC 60332-1, DIN VDE 0472 Part 804 type B DIN EN 175 301-803-A transparent blue A
<b>Description of Wiring</b> LED color Voltage rectifier Suppressor Other characteristics		LED yellow (bipolar) - varisator -
<b>Drawing</b>		
<b>Technical data</b> Contact dimensions <a href="#">Wire stranding</a> Rated voltage Rated current Contact resistance Mounting		6.3 mm x 0.8 mm, 4.8 mm x 0.8 mm 24 x 0.2 AC/DC 120 V 10 A ≤ 10 mOhm central nut M3
<b>Material</b> Contact surface material Contact bearer material Housing material		Cu/Sn PA 66 PUR
<b>Environmental conditions</b> Protection class (IEC 60529) Pollution severity Temperature range		IP 65, IP 67 3 -25 °C to +80 °C, notice derating
<b>Inflammability class</b> Housing Cable Contact bearer		94 HB fire resist. IEC 60332-1 94 V0
<b>Approvals</b> <a href="#">UL</a> VDE		- VDE
<b>Packing unit</b> <a href="#">Packaging unit</a>		50 pieces



Type	GAN-DRFE7X-AG0500C1-XC607-AC	GAN-DRFE7X-FS0200C1-XC607-AD
Order No.	934 562-026	934 562-051
	 <p>Cable socket with integrally molded lead (5 m), function indicator (LED), protective circuit (varistor), gasket (captive) and central screw M3 (stainless steel, Phillips cross-head)</p>	 <p>Cable socket with integrally molded lead (2 m), function indicator (LED), protective circuit (varistor), gasket (captive) and central screw M3 (stainless steel, Phillips cross-head)</p>
<b>Product description</b>		
Other standard types	cable length 2 m: order no. 934 562-025	cable length 5 m: order no. 934 562-052
Cable material	PVC	PUR
Cable length	5 m	2 m
Cable diameter	5.5 mm	5.8 mm
Cable specification	LiYY 3G x 0.75 mm <sup>2</sup>	Li9Y11Y-HF 3G x 0.75 mm <sup>2</sup>
<b>Technical data</b>		
Wire stranding	24 x 0.2	42 x 0.15
<b>Approvals</b>		
UL	-	UL pending
<b>Packing unit</b>		
Packaging unit	25 pieces	50 pieces


Type	GAN-DRFE7X-FS0500C1-XC607-AC
Order No.	934 562-052
	 <p>Cable socket with integrally molded lead (5 m), function indicator (LED), protective circuit (varistor), gasket (captive) and central screw M3 (stainless steel, Phillips cross-head)</p>
<b>Product description</b>	
Other standard types	cable length 2 m: order no. 934 562-051
Cable material	PUR
Cable length	5 m
Cable diameter	5.8 mm
Cable specification	Li9Y11Y-HF 3G x 0.75 mm <sup>2</sup>
<b>Technical data</b>	
Wire stranding	42 x 0.15
<b>Approvals</b>	
UL	UL pending
<b>Packing unit</b>	
Packaging unit	25 pieces

# RECTANGULAR CONNECTORS GDM-SERIES

OpenConnector GDM > GAN


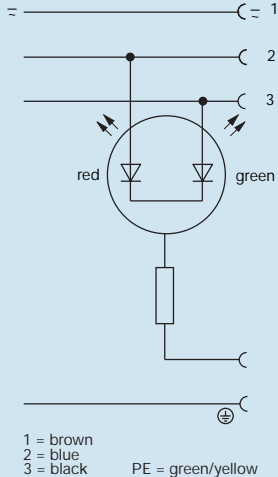
Type		GAN-DPFE7X-AG0200C1-XC607-AD
Order No.	934 562-041	
		
		Cable socket with integrally molded lead (2 m), function indicator (LED), gasket (captive) and central screw M3 (stainless steel, Phillips cross-head)
<b>Product description</b>		
Other standard types	cable length 5 m: order no. 934 562-042	
Number of contacts	2 + PE / connected)	
Cable material	PVC	
Cable color	grey	
Cable length	2 m	
Cable diameter	5.5 mm	
Conductor size	0.75 mm	
Cable specification	LiYY 3G x 0.75 mm <sup>2</sup>	
Cable type	fire resist. IEC 60332-1, DIN VDE 0472 Part 804 type B	
Standard	DIN EN 175 301-803-A	
Housing Color	transparent blue	
Construction type	A	
<b>Description of Wiring</b>		
LED color	LED yellow (bipolar)	
Voltage rectifier	-	
Suppressor	-	
Other characteristics	-	
<b>Drawing</b>		
		
<b>Technical data</b>		
Contact dimensions	6.3 mm x 0.8 mm, 4.8 mm x 0.8 mm	
Wire stranding	24 x 0.2	
Rated voltage	DC 24 V bis AC/DC 250 V	
Rated current	10 A	
Contact resistance	≤ 10 mOhm	
Mounting	central nut M3	
<b>Material</b>		
Contact surface material	Cu/Sn	
Contact bearer material	PA 66	
Housing material	PUR	
<b>Environmental conditions</b>		
Protection class (IEC 60529)	IP 65, IP 67	
Pollution severity	3	
Temperature range	-25 °C to +80 °C, notice derating	
<b>Inflammability class</b>		
Housing	94 HB	
Cable	fire resist. IEC 60332-1	
Contact bearer	94 V0	
<b>Approvals</b>		
UL	-	
VDE	VDE	
<b>Packing unit</b>		
Packaging unit	50 pieces	

Type	GAN-DPFE7X-AG0500C1-XC607-AC	GAN-DPFE7X-FS0200C1-XC607-AD
Order No.	934 562-042	934 562-043
	 <p>Cable socket with integrally molded lead (5 m), function indicator (LED), gasket (captive) and central screw M3 (stainless steel, Phillips cross-head)</p>	 <p>Cable socket with integrally molded lead (2 m), function indicator (LED), gasket (captive) and central screw M3 (stainless steel, Phillips cross-head)</p>
<b>Product description</b>		
Other standard types	cable length 2 m: order no. 934 562-041	cable length 5 m: order no. 934 562-044
Cable material	PVC	PUR
Cable length	5 m	2 m
Cable diameter	5.5 mm	5.8 mm
Cable specification	LiYY 3G x 0.75 mm <sup>2</sup>	Li9Y11Y-HF 3G x 0.75 mm <sup>2</sup>
<b>Technical data</b>		
Wire stranding	24 x 0.2	42 x 0.15
<b>Approvals</b>		
UL	-	UL pending
<b>Packing unit</b>		
Packaging unit	25 pieces	50 pieces

Type	GAN-DPFE7X-FS0500C1-XC607-AC
Order No.	934 562-044
	 <p>Cable socket with integrally molded lead (5 m), function indicator (LED), gasket (captive) and central screw M3 (stainless steel, Phillips cross-head)</p>
<b>Product description</b>	
Other standard types	cable length 2 m: order no. 934 562-043
Cable material	PUR
Cable length	5 m
Cable diameter	5.8 mm
Cable specification	Li9Y11Y-HF 3G x 0.75 mm <sup>2</sup>
<b>Technical data</b>	
Wire stranding	42 x 0.15
<b>Approvals</b>	
UL	UL pending
<b>Packing unit</b>	
Packaging unit	25 pieces

# RECTANGULAR CONNECTORS GDM-SERIES


OpenConnector GDM > GAN

Type		GAN-DHEE7X-AK0200C1-XC607-AD
Order No.	934 562-031	
		
		Cable socket with integrally molded lead (2 m), function indicator (LED) for pressure switch, gasket (captive) and central screw M3 (stainless steel, Phillips cross-head)
<b>Product description</b>		
<a href="#">Other standard types</a>	cable length 5 m: order no. 934 562-032	
Number of contacts	3 + PE	
Cable material	PVC	
Cable color	grey	
Cable length	2 m	
Cable diameter	6.8 mm	
Conductor size	0.75 mm	
Cable specification	LiYY 5G x 0.75 mm <sup>2</sup>	
Cable type	fire resist. IEC 60332-1, DIN VDE 0472 Part 804 type B	
Standard	DIN EN 175 301-803-A	
Housing Color	transparent blue	
Construction type	A	
<b>Description of Wiring</b>		
<a href="#">LED color</a>	LED red/green	
Voltage rectifier	-	
Suppressor	-	
<a href="#">Other characteristics</a>		
<b>Drawing</b>		
		 <p>1 = brown 2 = blue 3 = black      PE = green/yellow</p>
<b>Technical data</b>		
Contact dimensions	6.3 mm x 0.8 mm, 4.8 mm x 0.8 mm	
Wire stranding	24 x 0.2	
Rated voltage	AC/DC 24 V	
Rated current	10 A	
Contact resistance	≤ 10 mOhm	
Mounting	central nut M3	
<b>Material</b>		
Contact surface material	Cu/Sn	
Contact bearer material	PA 66	
Housing material	PUR	
<b>Environmental conditions</b>		
Protection class (IEC 60529)	IP 65, IP 67	
Pollution severity	3	
Temperature range	-25 °C to +80 °C, notice derating	
<b>Inflammability class</b>		
Housing	94 HB	
Cable	fire resist. IEC 60332-1	
Contact bearer	94 V0	
<b>Approvals</b>		
UL	-	
VDE	VDE	
<b>Packing unit</b>		
Packaging unit	50 pieces	

**Type** GAN-DKEE7X-AK0200C1-XC607-AD

Order No.

934 562-033



Cable socket with integrally molded lead (2 m), function indicator (LED) for pressure switch, gasket (captive) and central screw M3 (stainless steel, Phillips cross-head)

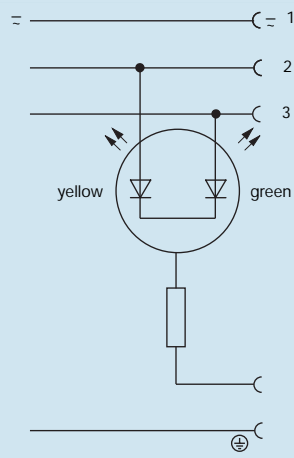
**Product description**  
Other standard types

cable length 5 m: order no. 934 562-034

**Description of Wiring**  
LED color  
Other characteristics

LED yellow/green  
for pressure switch



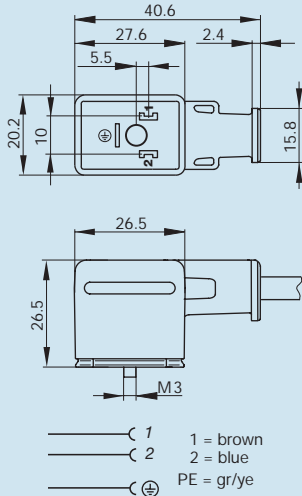
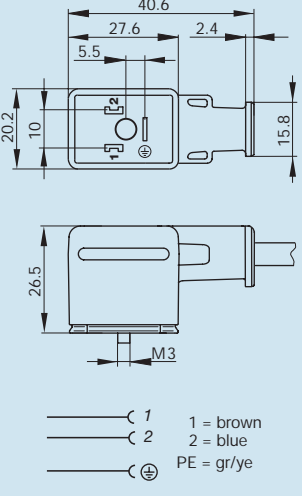
**Drawing**



1 = brown  
2 = blue  
3 = black      PE = green/yellow

# RECTANGULAR CONNECTORS GDM-SERIES



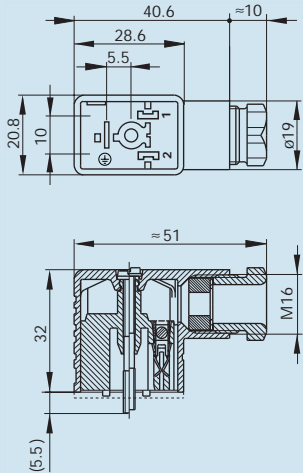
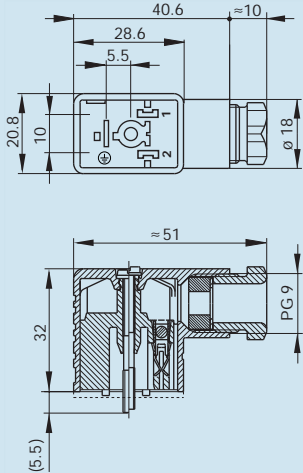
Type B EN 175301-803 (DIN 43650) / ISO 6952 > Molded Cable Socket

Type	GBN-DADE7A-AG0200C1-XC607-AD	GBN-DADF7A-AG0200C1-XC607-AD
Order No.	934 564-000	934 564-002
	 <p>Cable socket with integrally molded lead (2 m), gasket (captive) and central screw M3 (stainless steel, Phillips cross-head)</p>	 <p>Cable socket with integrally molded lead (2 m), gasket (captive) and central screw M3 (stainless steel, Phillips cross-head), outgoing cable unit in PE direction</p>
<b>Product description</b>		
Other standard types	cable length 5 m: order no. 934 564-001	cable length 5 m: order no. 934 564-003
Number of contacts	2 + PE	2 + PE
Cable material	PVC	PVC
Cable color	grey	grey
Cable length	2 m	2 m
Cable diameter	5.5 mm	5.5 mm
Conductor size	0.75 mm	0.75 mm
Cable specification	LiYY 3G x 0.75 mm <sup>2</sup>	LiYY 3G x 0.75 mm <sup>2</sup>
Cable type	fire resist. IEC 60332-1, DIN VDE 0472 Part 804 type B	fire resist. IEC 60332-1, DIN VDE 0472 Part 804 type B
Standard	DIN EN 175 301-803-B	DIN EN 175 301-803-B
Housing Color	black	black
Construction type	B	B
<b>Description of Wiring</b>		
LED color	-	-
Voltage rectifier	-	-
Suppressor	-	-
Other characteristics	-	-
<b>Drawing</b>	 <p>             1 ———— 1 = brown              2 ———— 2 = blue              PE ———— PE = gr/ye           </p>	 <p>             1 ———— 1 = brown              2 ———— 2 = blue              PE ———— PE = gr/ye           </p>
<b>Technical data</b>		
Contact dimensions	6.3 mm x 0.8 mm	6.3 mm x 0.8 mm
Wire stranding	24 x 0.2	24 x 0.2
Rated voltage	AC/DC 250 V	AC/DC 250 V
Rated current	10 A	10 A
Contact resistance	≤ 10 mOhm	≤ 10 mOhm
Mounting	central nut M3	central nut M3
<b>Material</b>		
Contact surface material	Cu/Sn	Cu/Sn
Contact bearer material	PA 66	PA 66
Housing material	PUR	PUR
<b>Environmental conditions</b>		
Protection class (IEC 60529)	IP 65, IP 67	IP 65, IP 67
Pollution severity	3	3
Temperature range	-25 °C to +80 °C, notice derating	-25 °C to +80 °C, notice derating
<b>Inflammability class</b>		
Housing	94 HB	94 HB
Cable	fire resist. IEC 60332-1	fire resist. IEC 60332-1
Contact bearer	94 V0	94 V0
<b>Approvals</b>		
UL	-	-
VDE	VDE	VDE
<b>Packing unit</b>		
Packaging unit	50 pieces	50 pieces




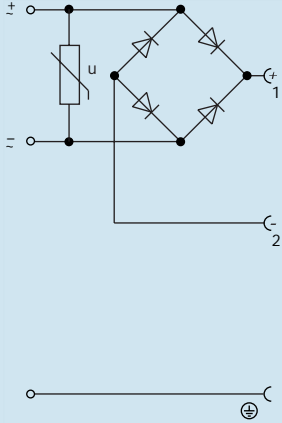
# RECTANGULAR CONNECTORS GDM-SERIES

Type B EN 175301-803 (DIN 43650) / ISO 6952 > Cable socket

Type	GMN 216 NJ schwarz/black	GMN 209 NJ schwarz/black
Order No.	934 457-100	932 987-100
		
	cable socket with central screw M 3 x 35	cable socket with central screw M 3 x 35
<b>Product description</b> Other standard types	grey housing, Order No. 934 457-106	grey housing, Order No. 932 987-106
Number of contacts	2 + PE	2 + PE
Cable gland	M 16	PG 9
Cable diameter	M 16	PG 9
Conductor size	max. 1.5 mm <sup>2</sup>	max. 1.5 mm <sup>2</sup>
Standard	DIN EN 175 301-803-B	DIN EN 175 301-803-B
Housing Color	black	black
Construction type	B	B
<b>Description of Wiring</b> Voltage rectifier Other characteristics		
<b>Drawing</b>		
<b>Technical data</b> Pin dimensions Rated voltage Rated current Contact resistance Type of termination Suitable cables Mounting	6.3 mm x 0.8 mm AC/DC 250 V 16 A ≤ 4 mOhm screw / cable shoe / cable eye 4.5 mm to 10 mm diameter central screw	6.3 mm x 0.8 mm AC/DC 250 V 16 A ≤ 4 mOhm screw / cable shoe / cable eye 4.5 mm to 7 mm diameter central screw
<b>Material</b> Contact surface material Contact bearer material Housing material	Sn PA PA	Sn PA PA
<b>Environmental conditions</b> Protection class (IEC 60529) Pollution severity Temperature range	IP 65 3 -40 °C to +125 °C	IP 65 3 -40 °C to +125 °C
<b>Inflammability class</b> Housing Contact bearer	94 V-1 94 HB	94 V-1 94 HB
<b>Approvals</b> UR VDE SEV CSA	in preparation VDE in preparation in preparation	UR VDE SEV CSA (not for interrupt current)
<b>Packing unit</b> Packaging unit	200 pieces	200 pieces
<b>Scope of delivery and accessories</b> Accessories to order separately	(NBR) flat gasket GMN 209-3, Order No. 733 273-002; (EPDM) flat gasket GMN 209-12, Order No. 733 271-004; knurled screw GDM 3011-8, Order No. 732 574-001; stainless steel screw GDM 3011 RF-1, Order No. 734 363-001	(NBR) flat gasket GMN 209-3, Order No. 733 273-002; (EPDM) flat gasket GMN 209-12, Order No. 733 271-004; knurled screw GDM 3011-8, Order No. 732 574-001; stainless steel screw GDM 3011 RF-1, Order No. 734 363-001



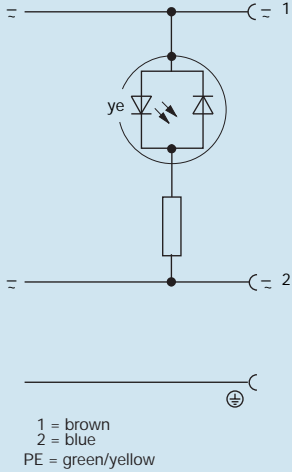
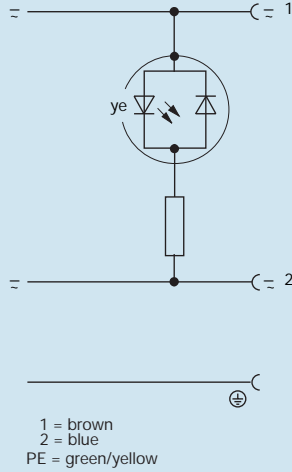
# RECTANGULAR CONNECTORS GDM-SERIES

Type B EN 175301-803 (DIN 43650) / ISO 6952 > Cable socket

Type		GMNL 209 NJ GB1 schwarz/black	
Order No.	933 399-100		
			
		Bridge-type rectifier with protective circuit (varistor)	
<b>Product description</b>			
Other standard types	grey housing, Order No. 933 399-106		
Number of contacts	2 + PE		
Cable gland	PG 9		
Cable diameter	PG 9		
Conductor size	max. 1.5 mm <sup>2</sup>		
Standard	DIN EN 175 301-803-B		
Housing Color	black		
Construction type	B		
<b>Description of Wiring</b>			
Voltage rectifier	Varistor		
Other characteristics	bridge-type rectifier		
<b>Drawing</b>			
			
<b>Technical data</b>			
Pin dimensions	6.3 mm x 0.8 mm		
Rated voltage	AC/DC 250 V		
Rated current	2 A		
Contact resistance	≤ 4 mOhm		
Type of termination	screw / cable shoe / cable eye		
Suitable cables	4.5 mm to 7 mm diameter		
Mounting	central screw		
<b>Material</b>			
Contact surface material	Sn		
Contact bearer material	PA		
Housing material	PA		
<b>Environmental conditions</b>			
Protection class (IEC 60529)	IP 65		
Pollution severity	3		
Temperature range	-40 °C to +125 °C		
<b>Inflammability class</b>			
Housing	94 V-1		
Contact bearer	94 HB		
<b>Approvals</b>			
UR	UR		
VDE			
SEV			
CSA			
<b>Packing unit</b>			
Packaging unit	50 pieces		
<b>Scope of delivery and accessories</b>			
Accessories to order separately	(NBR) flat gasket GMN 209-3, Order No. 733 273-002; (EPDM) flat gasket GMN 209-12, Order No. 733 271-004; knurled screw GDM 3011-8, Order No. 732 574-001; stainless steel screw GDM 3011 RF-1, Order No. 734 363-001		



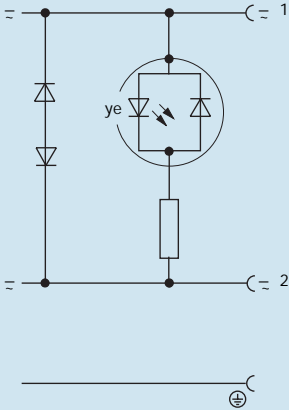
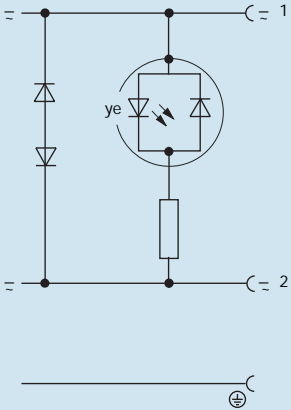
# RECTANGULAR CONNECTORS GDM-SERIES

## Type B EN 175301-803 (DIN 43650) / ISO 6952 > Molded Cable Socket

Type	GBN-DBDE7X-AG0200C1-XC607-AD	GBN-DBDF7X-AG0200C1-XC607-AD
Order No.	934 564-004	934 564-006
	 <p>Cable socket with integrally molded lead (2 m), function indicator (LED), gasket (captive) and central screw M3 (stainless steel, Phillips cross-head)</p>	 <p>Cable socket with integrally molded lead (2 m), function indicator (LED), gasket (captive) and central screw M3 (stainless steel, Phillips cross-head), outgoing cable unit in PE direction</p>
<b>Product description</b>		
Other standard types	cable length 5 m: order no. 934 564-003	cable length 5 m: order no. 934 564-007
Number of contacts	2 + PE	2 + PE
Cable material	PVC	PVC
Cable color	grey	grey
Cable length	2 m	2 m
Cable diameter	5.5 mm	5.5 mm
Conductor size	0.75 mm	0.75 mm
Cable specification	LIYY 3G x 0.75 mm <sup>2</sup>	LIYY 3G x 0.75 mm <sup>2</sup>
Cable type	fire resist. IEC 60332-1, DIN VDE 0472 Part 804 type B	fire resist. IEC 60332-1, DIN VDE 0472 Part 804 type B
Standard	DIN EN 175 301-803-B	DIN EN 175 301-803-B
Housing Color	transparent blue	transparent blue
Construction type	B	B
<b>Description of Wiring</b>		
LED color	LED yellow (bipolar)	LED yellow (bipolar)
Voltage rectifier	-	-
Suppressor	-	-
Other characteristics	-	-
<b>Drawing</b>	 <p>1 = brown 2 = blue PE = green/yellow</p>	 <p>1 = brown 2 = blue PE = green/yellow</p>
<b>Technical data</b>		
Contact dimensions	6.3 mm x 0.8 mm	6.3 mm x 0.8 mm
Wire stranding	24 x 0.2	24 x 0.2
Rated voltage	AC/DC 24 V	AC/DC 24 V
Rated current	10 A	10 A
Contact resistance	≤ 10 mOhm	≤ 10 mOhm
Mounting	central nut M3	central nut M3
<b>Material</b>		
Contact surface material	Cu/Sn	Cu/Sn
Contact bearer material	PA 66	PA 66
Housing material	PUR	PUR
<b>Environmental conditions</b>		
Protection class (IEC 60529)	IP 65, IP 67	IP 65, IP 67
Pollution severity	3	3
Temperature range	-25 °C to +80 °C, notice derating	-25 °C to +80 °C, notice derating
<b>Inflammability class</b>		
Housing	94 HB	94 HB
Cable	fire resist. IEC 60332-1	fire resist. IEC 60332-1
Contact bearer	94 V0	94 V0
<b>Approvals</b>		
UL	-	-
VDE	VDE	VDE
<b>Packing unit</b>		
Packaging unit	50 pieces	50 pieces

# RECTANGULAR CONNECTORS GDM-SERIES

Type B EN 175301-803 (DIN 43650) / ISO 6952 > Molded Cable Socket

Type	GBN-DFDE7X-AG0200C1-XC607-AD	GBN-DFDF7X-AG0200C1-XC607-AD
Order No.	934 564-008	934 564-010
	 <p>Cable socket with integrally molded lead (2 m), function indicator (LED), protective circuit (Suppressor-Diode), gasket (captive) and central screw M3 (stainless steel, Phillips cross-head)</p>	 <p>Cable socket with integrally molded lead (2 m), function indicator (LED), protective circuit (Suppressor-Diode), gasket (captive) and central screw M3 (stainless steel, Phillips cross-head), outgoing cable unit in PE direction</p>
<b>Product description</b>		
Other standard types	cable length 5 m: order no. 934 564-009	cable length 5 m: order no. 934 564-011
Number of contacts	2 + PE	2 + PE
Cable material	PVC	PVC
Cable color	grey	grey
Cable length	2 m	2 m
Cable diameter	5.5 mm	5.5 mm
Conductor size	0.75 mm	0.75 mm
Cable specification	LiYY 3G x 0.75 mm <sup>2</sup>	LiYY 3G x 0.75 mm <sup>2</sup>
Cable type	fire resist. IEC 60332-1, DIN VDE 0472 Part 804 type B	fire resist. IEC 60332-1, DIN VDE 0472 Part 804 type B
Standard	DIN EN 175 301-803-B	DIN EN 175 301-803-B
Housing Color	transparent blue	transparent blue
Construction type	B	B
<b>Description of Wiring</b>		
LED color	LED yellow (bipolar)	LED yellow (bipolar)
Voltage rectifier	-	-
Suppressor	supressor diode	supressor diode
Other characteristics	-	-
<b>Drawing</b>	 <p>1 = brown 2 = blue PE = green/yellow</p>	 <p>1 = brown 2 = blue PE = green/yellow</p>
<b>Technical data</b>		
Contact dimensions	6.3 mm x 0.8 mm	6.3 mm x 0.8 mm
Wire stranding	24 x 0.2	24 x 0.2
Rated voltage	AC/DC 24 V	AC/DC 24 V
Rated current	10 A	10 A
Contact resistance	≤ 10 mOhm	≤ 10 mOhm
Mounting	central nut M3	central nut M3
<b>Material</b>		
Contact surface material	Cu/Sn	Cu/Sn
Contact bearer material	PA 66	PA 66
Housing material	PUR	PUR
<b>Environmental conditions</b>		
Protection class (IEC 60529)	IP 65, IP 67	IP 65, IP 67
Pollution severity	3	3
Temperature range	-25 °C to +80 °C, notice derating	-25 °C to +80 °C, notice derating
<b>Inflammability class</b>		
Housing	94 HB	94 HB
Cable	fire resist. IEC 60332-1	fire resist. IEC 60332-1
Contact bearer	94 V0	94 V0
<b>Approvals</b>		
UL	-	-
VDE	VDE	VDE
<b>Packing unit</b>		
Packaging unit	50 pieces	50 pieces

**GBN-DLDE7X-AG0200C1-XC607-AD**

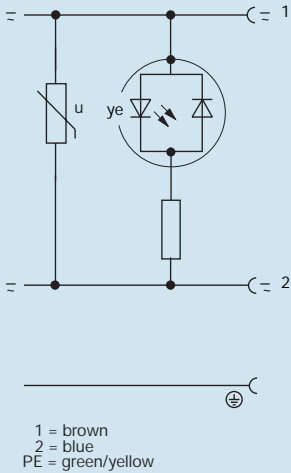
934 564-012



Cable socket with integrally molded lead (2 m), function indicator (LED), protective circuit (varistor), gasket (captive) and central screw M3 (stainless steel, Phillips cross-head)

cable length 5 m: order no. 934 564-013  
 2 + PE  
 PVC  
 grey  
 2 m  
 5.5 mm  
 0.75 mm  
 LiYY 3G x 0.75 mm<sup>2</sup>  
 fire resist. IEC 60332-1, DIN VDE 0472 Part 804 type B  
 DIN EN 175 301-803-B  
 transparent blue  
 B

LED yellow (bipolar)  
 -  
 varistor  
 for pressure switch



6.3 mm x 0.8 mm  
 24 x 0.2  
 AC/DC 250 V  
 10 A  
 ≤ 10 mOhm  
 central nut M3

Cu/Sn  
 PA 66  
 PUR

IP 65, IP 67  
 3  
 -25 °C to +80 °C, notice derating

94 HB  
 fire resist. IEC 60332-1  
 94 V0

-  
 VDE

50 pieces

**GBN-DLDF7X-AG0200C1-XC607-AD**

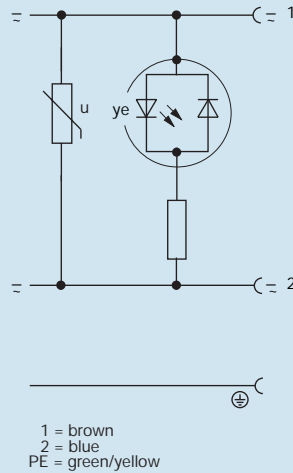
934 564-014



Cable socket with integrally molded lead (2 m), function indicator (LED), protective circuit (varistor), gasket (captive) and central screw M3 (stainless steel, Phillips cross-head), outgoing cable unit in PE direction

cable length 5 m: order no. 934 564-015  
 2 + PE  
 PVC  
 grey  
 2 m  
 5.5 mm  
 0.75 mm  
 LiYY 3G x 0.75 mm<sup>2</sup>  
 fire resist. IEC 60332-1, DIN VDE 0472 Part 804 type B  
 DIN EN 175 301-803-B  
 transparent blue  
 B

LED yellow (bipolar)  
 -  
 varistor  
 for pressure switch



6.3 mm x 0.8 mm  
 24 x 0.2  
 AC/DC 250 V  
 10 A  
 ≤ 10 mOhm  
 central nut M3

Cu/Sn  
 PA 66  
 PUR

IP 65, IP 67  
 3  
 -25 °C to +80 °C, notice derating



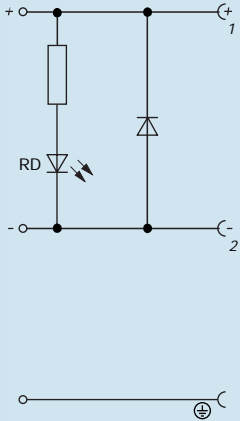
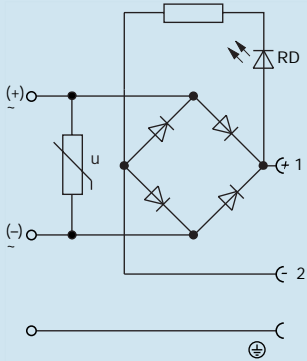
94 HB  
 fire resist. IEC 60332-1  
 94 V0




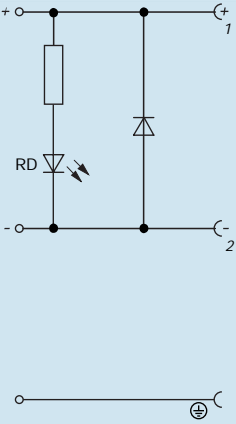
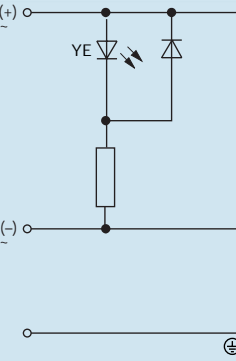
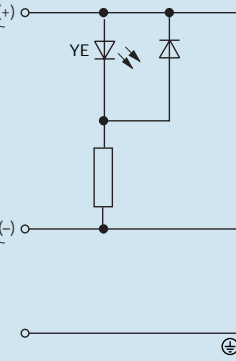
-  
 VDE

50 pieces

# RECTANGULAR CONNECTORS GDM-SERIES


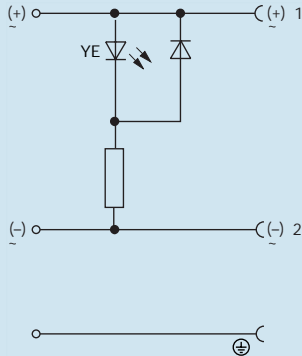
Type B EN 175301-803 (DIN 43650) / ISO 6952 > Cable socket with electronic insert

Type	GMNL 216 NJ LED 24 HH schwarz/black	GMNL 209 NJ GB1 LED 24 schwarz/black
Order No.	934 460-002	933 400-100
		
	function indicator (LED) with protective circuit (diode)	Bridge-type rectifier with protective circuit (varistor) and function indicator (LED)
<b>Product description</b> Other standard types	transparent housing, cable gland grey: Order No. 934 460-003	transparent housing, cable gland grey: Order No. 933 400-106
Number of contacts	2 + PE	2 + PE
Cable gland	M12 (black)	PG 9 (black)
Cable diameter	6.5 mm	6.5 mm
Conductor size	max. 1.5 mm <sup>2</sup>	max. 0.75 mm <sup>2</sup>
Standard	DIN EN 175 301-803-B	DIN EN 175 301-803-B
Housing Color	transparent	transparent
Construction type	B	B
<b>Description of Wiring</b> LED color	LED red	LED red
Voltage rectifier	diode	bridge-type rectifier
Suppressor		Varistor
Other characteristics		
<b>Drawing</b>		
<b>Technical data</b> Pin dimensions	6.3 mm x 0.8 mm	6.3 mm x 0.8 mm
Rated voltage	DC 24 V	AC/DC 24 V
Rated current	8 A	2 A (SEV 1011 : 1,5 A) AC / 1 A DC
Contact resistance	≤ 4 mOhm	≤ 4 mOhm
Type of termination	screw / cable shoe / cable eye	screw / cable shoe / cable eye
Suitable cables	4.5 mm to 10 mm diameter	4.5 mm to 7 mm diameter
Mounting	central screw	central screw
<b>Material</b> Contact surface material	Sn	Sn
Contact bearer material	PA	PA
Housing material	PA	PA
<b>Environmental conditions</b> Protection class (IEC 60529)	IP 65	IP 65
Pollution severity	3	3
Temperature range	-40 °C to +90 °C	-40 °C to +90 °C
<b>Inflammability class</b> Housing	94 V-1	94 V-1
Contact bearer	94 HB	94 HB
<b>Approvals</b> UR	in preparation	UR
<b>Packing unit</b> Packaging unit	50 pieces	50 pieces
<b>Scope of delivery and accessories</b> Accessories to order separately	(NBR) flat gasket GMN 209-3, Order No. 733 273-002; knurled screw GDM 3011-8, Order No. 732 574-001; stainless steel screw GDM 3011 RF-1, Order No. 734 363-001	(NBR) flat gasket GMN 209-3, Order No. 733 273-002; knurled screw GDM 3011-8, Order No. 732 574-001; stainless steel screw GDM 3011 RF-1, Order No. 734 363-001

GMNL 209 NJ LED 24 HH schwarz/black	GMNL 209 NJ LED 24 YE schwarz/black	GMNL 209 NJ LED 120 YE schwarz/black
933 388-100  <p>function indicator (LED) with protective circuit (diode)</p>	933 572-100  <p>function indicator (LED) with freewheeling diode</p>	933 714-100  <p>function indicator (LED) with freewheeling diode</p>
transparent housing, cable gland grey: Order No. 933 388-106 2 + PE PG 9 (black) 6.5 mm max. 1.5 mm2 DIN EN 175 301-803-B transparent B	transparent housing, cable gland grey: Order No. 933 572-106 2 + PE PG 9 (black) 6.5 mm max. 1.5 mm2 DIN EN 175 301-803-B transparent B	transparent housing, cable gland grey: Order No. 933 714-106 2 + PE PG 9 (black) 6.5 mm max. 1.5 mm2 DIN EN 175 301-803-B transparent B
LED red diode	LED yellow	LED yellow
		
6.3 mm x 0.8 mm DC 24 V 8 A ≤ 4 mOhm screw / cable shoe / cable eye 4.5 mm to 7 mm diameter central screw	6.3 mm x 0.8 mm AC/DC 24 V 8 A ≤ 4 mOhm screw / cable shoe / cable eye 4.5 mm to 7 mm diameter central screw	6.3 mm x 0.8 mm AC/DC 120 V 8 A ≤ 4 mOhm screw / cable shoe / cable eye 4.5 mm to 7 mm diameter central screw
Sn PA PA	Sn PA PA	Sn PA PA
IP 65 3 -40 °C to +90 °C	IP 65 3 -40 °C to +90 °C	IP 65 3 -40 °C to +90 °C
94 V-1 94 HB	94 V-1 94 HB	94 V-1 94 HB
UR	UR	UR
50 pieces	50 pieces	50 pieces
(NBR) flat gasket GMN 209-3, Order No. 733 273-002; knurled screw GDM 3011-8, Order No. 732 574-001; stainless steel screw GDM 3011 RF-1, Order No. 734 363-001	(NBR) flat gasket GMN 209-3, Order No. 733 273-002; knurled screw GDM 3011-8, Order No. 732 574-001; stainless steel screw GDM 3011 RF-1, Order No. 734 363-001	(NBR) flat gasket GMN 209-3, Order No. 733 273-002; knurled screw GDM 3011-8, Order No. 732 574-001; stainless steel screw GDM 3011 RF-1, Order No. 734 363-001

# RECTANGULAR CONNECTORS GDM-SERIES



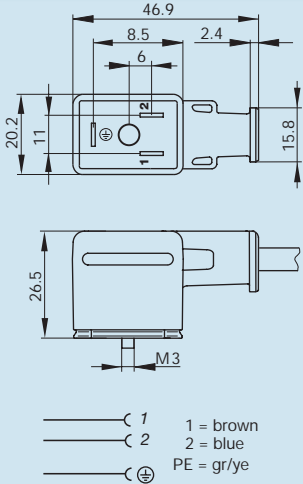
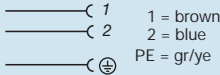
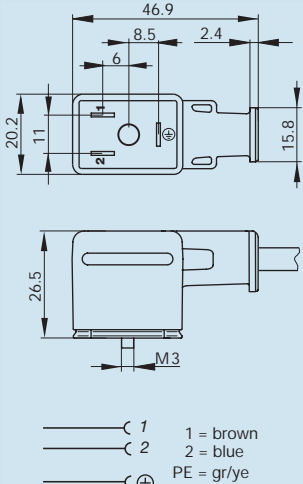
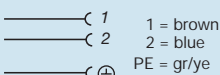
Type B EN 175301-803 (DIN 43650) / ISO 6952 > Cable socket with electronic insert

<b>Type</b>		GMNL 209 NJ LED 230 YE schwarz/black
Order No.	933 715-100	
		
	function indicator (LED) with freewheeling diode	
<b>Product description</b>	transparent housing, cable gland grey: Order No. 933 715-106	
Other standard types	2 + PE	
Number of contacts	PG 9 (black)	
Cable gland	6.5 mm	
Cable diameter	max. 1.5 mm <sup>2</sup>	
Conductor size	DIN EN 175 301-803-B	
Standard	transparent	
Housing Color	B	
Construction type		
<b>Description of Wiring</b>	LED yellow	
LED color		
Voltage rectifier		
Suppressor		
Other characteristics		
<b>Drawing</b>		
<b>Technical data</b>	6.3 mm x 0.8 mm	
Pin dimensions	AC/DC 250 V	
Rated voltage	8 A	
Rated current	≤ 4 mOhm	
Contact resistance	screw / cable shoe / cable eye	
Type of termination	4.5 mm to 7 mm diameter	
Suitable cables	central screw	
Mounting		
<b>Material</b>	Sn	
Contact surface material	PA	
Contact bearer material	PA	
Housing material		
<b>Environmental conditions</b>	IP 65	
Protection class (IEC 60529)	3	
Pollution severity	-40 °C to +90 °C	
Temperature range		
<b>Inflammability class</b>	94 V-1	
Housing	94 HB	
Contact bearer		
<b>Approvals</b>	UR	
UR		
<b>Packing unit</b>	50 pieces	
Packaging unit		
<b>Scope of delivery and accessories</b>	(NBR) flat gasket GMN 209-3, Order No. 733 273-002; knurled screw GDM 3011-8, Order No. 732 574-001; stainless steel screw GDM 3011 RF-1, Order No. 734 363-001	
Accessories to order separately		





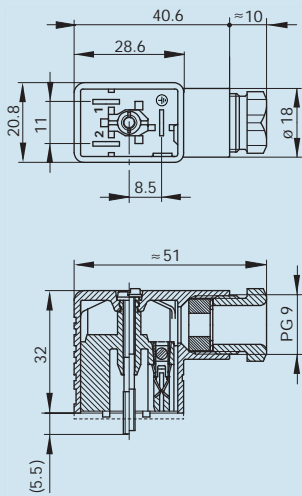
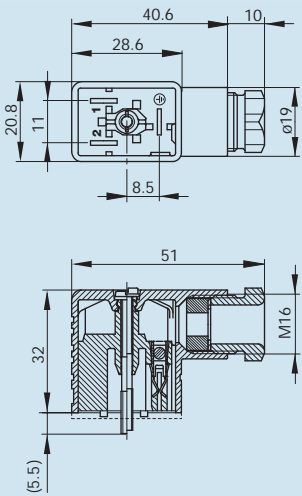
# RECTANGULAR CONNECTORS GDM-SERIES

## Type B Industrial standard > Molded Cable Socket

Type	GBI-DADE7A-AG0200C1-XC607-AD	GBI-DADF7A-AG0200C1-XC607-AD
Order No.	934 563-000	934 563-002
	 <p>Cable socket with integrally molded lead (2 m), gasket (captive) and central screw M3 (stainless steel, Phillips cross-head)</p>	 <p>Cable socket with integrally molded lead (2 m), gasket (captive) and central screw M3 (stainless steel, Phillips cross-head), outgoing cable unit in PE direction</p>
<b>Product description</b>		
Other standard types	cable length 5 m: order no. 934 563-001	cable length 5 m: order no. 934 563-003
Number of contacts	2 + PE	2 + PE
Cable material	PVC	PVC
Cable color	grey	grey
Cable length	2 m	2 m
Cable diameter	5.5 mm	5.5 mm
Conductor size	0.75 mm	0.75 mm
Cable specification	LiYY 3G x 0.75 mm <sup>2</sup>	LiYY 3G x 0.75 mm <sup>2</sup>
Cable type	fire resist. IEC 60332-1, DIN VDE 0472 Part 804 type B	fire resist. IEC 60332-1, DIN VDE 0472 Part 804 type B
Standard	industrial standard (11 mm)	industrial standard (11 mm)
Housing Color	black	black
Construction type	B	B
<b>Description of Wiring</b>		
LED color	-	-
Voltage rectifier	-	-
Suppressor	-	-
Other characteristics	-	-
<b>Drawing</b>	 <p>                1 = brown              2 = blue              PE = gr/ye           </p>	 <p>                1 = brown              2 = blue              PE = gr/ye           </p>
<b>Technical data</b>		
Contact dimensions	6.3 mm x 0.8 mm	6.3 mm x 0.8 mm
Wire stranding	24 x 0.2	24 x 0.2
Rated voltage	AC/DC 250 V	AC/DC 250 V
Rated current	10 A	10 A
Contact resistance	≤ 10 mOhm	≤ 10 mOhm
Mounting	central nut M3	central nut M3
<b>Material</b>		
Contact surface material	Cu/Sn	Cu/Sn
Contact bearer material	PA 66	PA 66
Housing material	PUR	PUR
<b>Environmental conditions</b>		
Protection class (IEC 60529)	IP 65, IP 67	IP 65, IP 67
Pollution severity	3	3
Temperature range	-25 °C to +80 °C, notice derating	-25 °C to +80 °C, notice derating
<b>Inflammability class</b>		
Housing	94 HB	94 HB
Cable	fire resist. IEC 60332-1	fire resist. IEC 60332-1
Contact bearer	94 V0	94 V0
<b>Approvals</b>		
UL	-	-
VDE	VDE	VDE
<b>Packing unit</b>		
Packaging unit	50 pieces	50 pieces



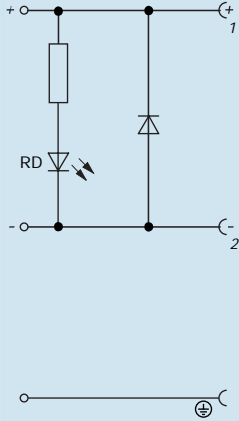
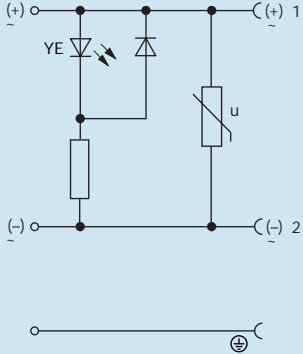
# RECTANGULAR CONNECTORS GDM-SERIES

## Type B Industrial standard > Cable socket

Type	GM 209 NJ schwarz/black	GM 216 NJ schwarz/black
Order No.	932 977-100	934 456-100
		
	cable socket with central screw M 3 x 35	cable socket with central screw M 3 x 35
<b>Product description</b> Other standard types	grey housing, Order No. 932 977-106	grey housing, Order No. 934 456-106
Number of contacts	2 + PE	2 + PE
Cable gland	PG 9	M 16
Conductor size	max. 1.5 mm <sup>2</sup>	max. 1.5 mm <sup>2</sup>
Standard	industrial standard (11 mm)	industrial standard (11 mm)
Housing Color	black	black
Construction type	B	B
<b>Drawing</b>		
<b>Technical data</b>		
Pin dimensions	6.3 mm x 0.8 mm	6.3 mm x 0.8 mm
Rated voltage	AC/DC 250 V	AC/DC 250 V
Rated current	16 A	16 A
Contact resistance	≤ 4 mOhm	≤ 4 mOhm
Type of termination	screw / cable shoe / cable eye	screw / cable shoe / cable eye
Suitable cables	4.5 mm to 7 mm diameter	4.5 mm to 10 mm diameter
Mounting	central screw	central screw
<b>Material</b>		
Contact surface material	Sn	Sn
Contact bearer material	PA	PA
Housing material	PA	PA
<b>Environmental conditions</b>		
Protection class (IEC 60529)	IP 65	IP 65
Pollution severity	3	3
Temperature range	-40 °C to +125 °C	-40 °C to +125 °C
<b>Inflammability class</b>		
Housing	94 V-1	94 V-1
Contact bearer	94 HB	94 HB
<b>Approvals</b>		
UR	UR	in preparation
VDE	VDE	in preparation
SEV	SEV	in preparation
CSA	CSA (not for interrupt current)	in preparation
<b>Packing unit</b>		
Packaging unit	200 pieces	200 pieces
<b>Scope of delivery and accessories</b>		
Accessories to order separately	(NBR) flat gasket GM 207-3, Order No. 731 423-002; (EPDM) flat gasket GM 207-7, Order No. 731 755-004; knurled screw GDM 3011-8, Order No. 732 574-001; stainless steel screw GDM 3011 RF-1, Order No. 734 363-001	(NBR) flat gasket GM 207-3, Order No. 731 423-002; (EPDM) flat gasket GM 207-7, Order No. 731 755-004; knurled screw GDM 3011-8, Order No. 732 574-001; stainless steel screw GDM 3011 RF-1, Order No. 734 363-001



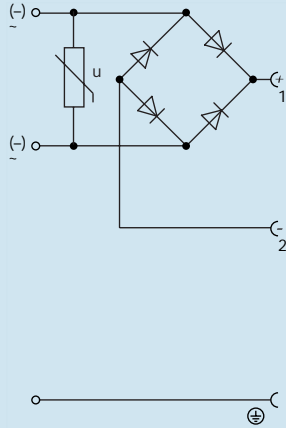
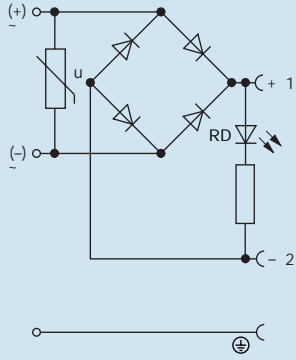
# RECTANGULAR CONNECTORS GDM-SERIES




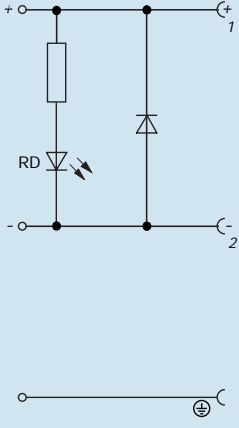
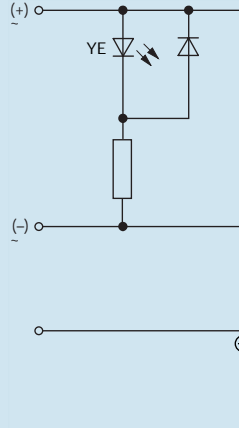
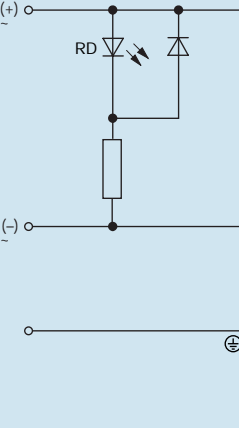
## Type B Industrial standard > Cable socket with electronic insert

Type	GML 216 NJ LED 24 HH schwarz/black	GML 216 NJ LED 24 VR YE schwarz/black
Order No.	934 458-002	934 459-002
		
	function indicator (LED) with protective circuit (diode)	function indicator (LED) with freewheeling diode and protective circuit (varistor)
<b>Product description</b> Other standard types	transparent housing, cable gland grey: Order No. 934 460-003	transparent housing, cable gland grey: Order No. 934 459-003
Number of contacts	2 + PE	2 + PE
Cable gland	M 16 (black)	M 16 (black)
Conductor size	max. 1.5 mm <sup>2</sup>	max. 1.5 mm <sup>2</sup>
Standard	industrial standard (11 mm)	industrial standard (11 mm)
Housing Color	transparent	transparent
Construction type	B	B
<b>Description of Wiring</b>		
LED color	LED red	LED yellow
Voltage rectifier	diode	Varistor
Suppressor		
Other characteristics	correct polarity must be ensured	
<b>Drawing</b>		
<b>Technical data</b>		
Pin dimensions	6.3 mm x 0.8 mm	6.3 mm x 0.8 mm
Rated voltage	DC 24 V	AC/DC 24 V
Rated current	8 A	8 A
Contact resistance	≤ 4 mOhm	≤ 4 mOhm
Type of termination	screw / cable shoe / cable eye	screw / cable shoe / cable eye
Suitable cables	4.5 mm to 10 mm diameter	4.5 mm to 10 mm diameter
Mounting	central screw	central screw
<b>Material</b>		
Contact surface material	Sn	Sn
Contact bearer material	PA	PA
Housing material	PA	PA
<b>Environmental conditions</b>		
Protection class (IEC 60529)	IP 65	IP 65
Pollution severity	3	3
Temperature range	-40 °C to +90 °C	-40 °C to +90 °C
<b>Inflammability class</b>		
Housing	94 V-1	94 V-1
Contact bearer	94 HB	94 HB
<b>Approvals</b>		
UR	in preparation	in preparation
VDE	in preparation	in preparation
<b>Packing unit</b>		
Packaging unit	50 pieces	50 pieces
<b>Scope of delivery and accessories</b>		
Accessories to order separately	(NBR) flat gasket GM 207-3, Order No. 731 423-002; knurled screw GDM 3011-8, Order No. 732 574-001; stainless steel screw GDM 3011 RF-1, Order No. 734 363-001	(NBR) flat gasket GM 207-3, Order No. 731 423-002; knurled screw GDM 3011-8, Order No. 732 574-001; stainless steel screw GDM 3011 RF-1, Order No. 734 363-001

# RECTANGULAR CONNECTORS GDM-SERIES



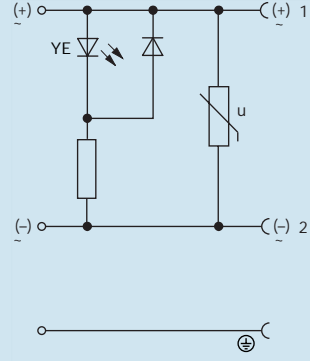
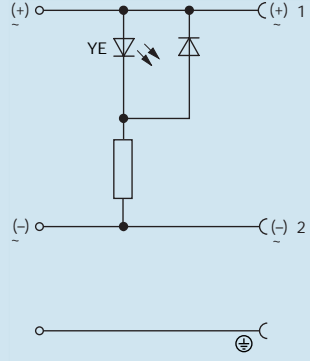
## Type B Industrial standard > Cable socket with electronic insert




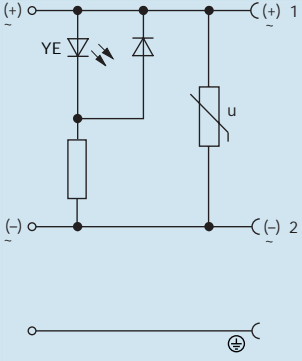
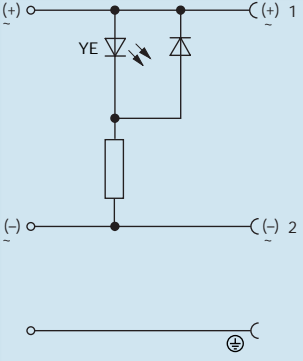
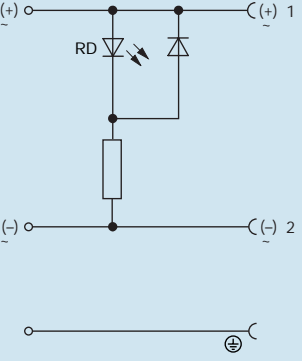
Type	GML 209 NJ GB1 schwarz/black	GML 209 NJ GB1 LED 24 schwarz/black
Order No.	933 398-100 	933 642-100 
	Bridge-type rectifier with protective circuit (varistor)	Bridge-type rectifier with protective circuit (varistor) and function indicator (LED)
<b>Product description</b> Other standard types  Number of contacts Cable gland Conductor size Standard Housing Color Construction type	grey housing, Order No. 933 398-106 2 + PE PG 9 max. 0.75 mm <sup>2</sup> industrial standard (11 mm) black B	transparent housing, cable gland grey: Order No. 933 642-106 2 + PE PG 9 (black) max. 0.75 mm <sup>2</sup> industrial standard (11 mm) transparent B
<b>Description of Wiring</b> LED color Voltage rectifier Suppressor Other characteristics	bridge-type rectifier Varistor	LED red bridge-type rectifier Varistor
<b>Drawing</b>		
<b>Technical data</b> Pin dimensions Rated voltage Rated current Contact resistance Type of termination Suitable cables Mounting	6.3 mm x 0.8 mm AC/DC 250 V 2 A ≤ 4 mOhm screw / cable shoe / cable eye 4.5 mm to 7 mm diameter central screw	6.3 mm x 0.8 mm AC/DC 24 V 2 A (SEV 1011 : 1,5 A) AC / 1 A DC ≤ 4 mOhm screw / cable shoe / cable eye 4.5 mm to 7 mm diameter central screw
<b>Material</b> Contact surface material Contact bearer material Housing material	Sn PA PA	Sn PA PA
<b>Environmental conditions</b> Protection class (IEC 60529) Pollution severity Temperature range	IP 65 3 -40 °C to +90 °C	IP 65 3 -40 °C to +90 °C
<b>Inflammability class</b> Housing Contact bearer	94 V-1 94 HB	94 V-1 94 HB
<b>Approvals</b> UR VDE	UR VDE	UR VDE
<b>Packing unit</b> Packaging unit	200 pieces	50 pieces
<b>Scope of delivery and accessories</b> Accessories to order separately	(NBR) flat gasket GM 207-3, Order No. 731 423-002; (EPDM) flat gasket GM 207-7, Order No. 731 755-004; knurled screw GDM 3011-8, Order No. 732 574-001; stainless steel screw GDM 3011 RF-1, Order No. 734 363-001	(NBR) flat gasket GM 207-3, Order No. 731 423-002; knurled screw GDM 3011-8, Order No. 732 574-001; stainless steel screw GDM 3011 RF-1, Order No. 734 363-001

GML 209 NJ LED 24 HH schwarz/black	GML 209 NJ LED 24 YE schwarz/black	GML 209 NJ LED 24 schwarz/black
933 389-100  <p>function indicator (LED) with protective circuit (diode)</p>	933 571-100  <p>function indicator (LED) with freewheeling diode</p>	933 928-100  <p>function indicator (LED) with freewheeling diode</p>
transparent housing, cable gland grey: Order No. 933 389-106 2 + PE PG 9 (black) max. 1.5 mm <sup>2</sup> industrial standard (11 mm) transparent B	transparent housing, cable gland grey: Order No. 933 571-106 2 + PE PG 9 (black) max. 1.5 mm <sup>2</sup> industrial standard (11 mm) transparent B	transparent housing, cable gland grey: Order No. 933 928-106 2 + PE PG 9 (black) max. 1.5 mm <sup>2</sup> industrial standard (11 mm) transparent B
LED red  diode correct polarity must be ensured	LED yellow	LED red
		
6.3 mm x 0.8 mm DC 24 V 8 A ≤ 4 mOhm screw / cable shoe / cable eye 4.5 mm to 7 mm diameter central screw	6.3 mm x 0.8 mm AC/DC 24 V 8 A ≤ 4 mOhm screw / cable shoe / cable eye 4.5 mm to 7 mm diameter central screw	6.3 mm x 0.8 mm AC/DC 24 V 8 A ≤ 4 mOhm screw / cable shoe / cable eye 4.5 mm to 7 mm diameter central screw
Sn PA PA	Sn PA PA	Sn PA PA
IP 65 3 -40 °C to +90 °C	IP 65 3 -40 °C to +90 °C	IP 65 3 -40 °C to +90 °C
94 V-1 94 HB	94 V-1 94 HB	94 V-1 94 HB
UR VDE	UR VDE	UR VDE
50 pieces	50 pieces	50 pieces
(NBR) flat gasket GM 207-3, Order No. 731 423-002; knurled screw GDM 3011-8, Order No. 732 574-001; stainless steel screw GDM 3011 RF-1, Order No. 734 363-001	(NBR) flat gasket GM 207-3, Order No. 731 423-002; knurled screw GDM 3011-8, Order No. 732 574-001; stainless steel screw GDM 3011 RF-1, Order No. 734 363-001	(NBR) flat gasket GM 207-3, Order No. 731 423-002; knurled screw GDM 3011-8, Order No. 732 574-001; stainless steel screw GDM 3011 RF-1, Order No. 734 363-001

# RECTANGULAR CONNECTORS GDM-SERIES



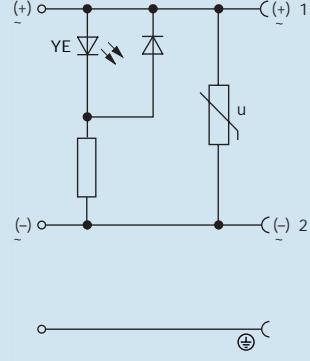
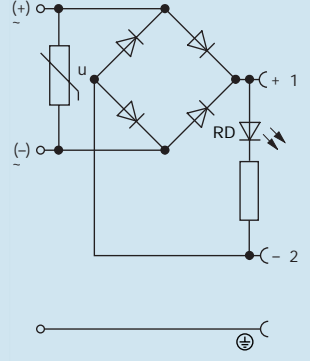
## Type B Industrial standard > Cable socket with electronic insert

Type	GML 209 NJ LED 24 VR YE schwarz/black	GML 209 NJ LED 120 YE schwarz/black
Order No.	933 929-100	933 712-100
		
	function indicator (LED) with freewheeling diode and protective circuit (varistor)	function indicator (LED) with freewheeling diode
<b>Product description</b> Other standard types	transparent housing, cable gland grey: Order No. 933 929-106	transparent housing, cable gland grey: Order No. 933 712-106
Number of contacts	2 + PE	2 + PE
Cable gland	PG 9 (black)	PG 9 (black)
Conductor size	max. 1.5 mm <sup>2</sup>	max. 1.5 mm <sup>2</sup>
Standard	industrial standard (11 mm)	industrial standard (11 mm)
Housing Color	transparent	transparent
Construction type	B	B
<b>Description of Wiring</b>		
LED color	LED yellow	LED yellow
Voltage rectifier	Varistor	diode
Suppressor		
Other characteristics		
<b>Drawing</b>		
<b>Technical data</b>		
Pin dimensions	6.3 mm x 0.8 mm	6.3 mm x 0.8 mm
Rated voltage	AC/DC 24 V	AC/DC 120 V
Rated current	8 A	8 A
Contact resistance	≤ 4 mOhm	≤ 4 mOhm
Type of termination	screw / cable shoe / cable eye	screw / cable shoe / cable eye
Suitable cables	4.5 mm to 7 mm diameter	4.5 mm to 7 mm diameter
Mounting	central screw	central screw
<b>Material</b>		
Contact surface material	Sn	Sn
Contact bearer material	PA	PA
Housing material	PA	PA
<b>Environmental conditions</b>		
Protection class (IEC 60529)	IP 65	IP 65
Pollution severity	3	3
Temperature range	-40 °C to +90 °C	-40 °C to +90 °C
<b>Inflammability class</b>		
Housing	94 V-1	94 V-1
Contact bearer	94 HB	94 HB
<b>Approvals</b>		
UR	UR	UR
VDE	VDE	VDE
<b>Packing unit</b>		
Packaging unit	50 pieces	50 pieces
<b>Scope of delivery and accessories</b>		
Accessories to order separately	(NBR) flat gasket GM 207-3, Order No. 731 423-002; knurled screw GDM 3011-8, Order No. 732 574-001; stainless steel screw GDM 3011 RF-1, Order No. 734 363-001	(NBR) flat gasket GM 207-3, Order No. 731 423-002; knurled screw GDM 3011-8, Order No. 732 574-001; stainless steel screw GDM 3011 RF-1, Order No. 734 363-001

GML 209 NJ LED 120 VR YE schwarz/black	GML 209 NJ LED 230 YE schwarz/black	GML 209 NJ LED 230 schwarz/black
933 934-100	933 713-100	933 931-100
 <p>function indicator (LED) with freewheeling diode</p>	 <p>function indicator (LED) with freewheeling diode</p>	 <p>function indicator (LED) with freewheeling diode</p>
<p>transparent housing, cable gland grey: Order No. 933 934-106 2 + PE PG 9 (black) max. 1.5 mm2 industrial standard (11 mm) transparent B</p>	<p>transparent housing, cable gland grey: Order No. 933 713-106 2 + PE PG 9 (black) max. 1.5 mm2 industrial standard (11 mm) transparent B</p>	<p>transparent housing, cable gland grey: Order No. 933 931-106 2 + PE PG 9 (black) max. 1.5 mm2 industrial standard (11 mm) transparent B</p>
<p>LED yellow  Varistor</p>	<p>LED yellow</p>	<p>LED red</p>
		
<p>6.3 mm x 0.8 mm AC/DC 120 V 8 A ≤ 4 mOhm screw / cable shoe / cable eye 4.5 mm to 7 mm diameter central screw</p>	<p>6.3 mm x 0.8 mm AC/DC 250 V 8 A ≤ 4 mOhm screw / cable shoe / cable eye 4.5 mm to 7 mm diameter central screw</p>	<p>6.3 mm x 0.8 mm AC/DC 250 V 8 A ≤ 4 mOhm screw / cable shoe / cable eye 4.5 mm to 7 mm diameter central screw</p>
<p>Sn PA PA</p>	<p>Sn PA PA</p>	<p>Sn PA PA</p>
<p>IP 65 3 -40 °C to +90 °C</p>	<p>IP 65 3 -40 °C to +90 °C</p>	<p>IP 65 3 -40 °C to +90 °C</p>
<p>94 V-1 94 HB</p>	<p>94 V-1 94 HB</p>	<p>94 V-1 94 HB</p>
<p>UR VDE</p>	<p>UR VDE</p>	<p>UR VDE</p>
<p>50 pieces</p>	<p>50 pieces</p>	<p>50 pieces</p>
<p>(NBR) flat gasket GM 207-3, Order No. 731 423-002; knurled screw GDM 3011-8, Order No. 732 574-001; stainless steel screw GDM 3011 RF-1, Order No. 734 363-001</p>	<p>(NBR) flat gasket GM 207-3, Order No. 731 423-002; knurled screw GDM 3011-8, Order No. 732 574-001; stainless steel screw GDM 3011 RF-1, Order No. 734 363-001</p>	<p>(NBR) flat gasket GM 207-3, Order No. 731 423-002; knurled screw GDM 3011-8, Order No. 732 574-001; stainless steel screw GDM 3011 RF-1, Order No. 734 363-001</p>

# RECTANGULAR CONNECTORS GDM-SERIES



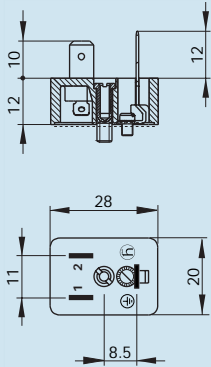
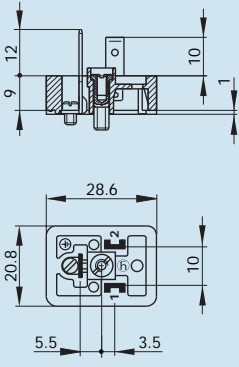
## Type B Industrial standard > Cable socket with electronic insert

Type	GML 209 NU LED 230 VR YE schwarz/black	GML 209 NU GB1 LED 230 schwarz/black
Order No.	933 932-100	933 933-100
	 <p>function indicator (LED) with freewheeling diode and protective circuit (varistor)</p>	 <p>Bridge-type rectifier with protective circuit (varistor) and function indicator (LED)</p>
<b>Product description</b> Other standard types	transparent housing, cable gland grey: Order No. 933 932-106	transparent housing, cable gland grey: Order No. 933 933-106
Number of contacts	2 + PE	2 + PE
Cable gland	PG 9 (black)	PG 9 (black)
Conductor size	max. 1.5 mm <sup>2</sup>	max. 1.5 mm <sup>2</sup>
Standard	industrial standard (11 mm)	industrial standard (11 mm)
Housing Color	transparent	transparent
Construction type	B	B
<b>Description of Wiring</b>		
LED color	LED yellow	LED red
Voltage rectifier		bridge-type rectifier
Suppressor	Varistor	Varistor
Other characteristics		
<b>Drawing</b>		
<b>Technical data</b>		
Pin dimensions	6.3 mm x 0.8 mm	6.3 mm x 0.8 mm
Rated voltage	AC/DC 250 V	AC/DC 250 V
Rated current	8 A	2 A (SEV 1011 : 1,5 A) AC / 1 A DC
Contact resistance	≤ 4 mOhm	≤ 4 mOhm
Type of termination	screw / cable shoe / cable eye	screw / cable shoe / cable eye
Suitable cables	4.5 mm to 7 mm diameter	4.5 mm to 7 mm diameter
Mounting	central screw	central screw
<b>Material</b>		
Contact surface material	Sn	Sn
Contact bearer material	PA	PA
Housing material	PA	PA
<b>Environmental conditions</b>		
Protection class (IEC 60529)	IP 65	IP 65
Pollution severity	3	3
Temperature range	-40 °C to +90 °C	-40 °C to +90 °C
<b>Inflammability class</b>		
Housing	94 V-1	94 V-1
Contact bearer	94 HB	94 HB
<b>Approvals</b>		
UR	UR	UR
VDE	VDE	VDE
<b>Packing unit</b>		
Packaging unit	50 pieces	50 pieces
<b>Scope of delivery and accessories</b> Accessories to order separately	(NBR) flat gasket GM 207-3, Order No. 731 423-002; knurled screw GDM 3011-8, Order No. 732 574-001; stainless steel screw GDM 3011 RF-1, Order No. 734 363-001	(NBR) flat gasket GM 207-3, Order No. 731 423-002; knurled screw GDM 3011-8, Order No. 732 574-001; stainless steel screw GDM 3011 RF-1, Order No. 734 363-001





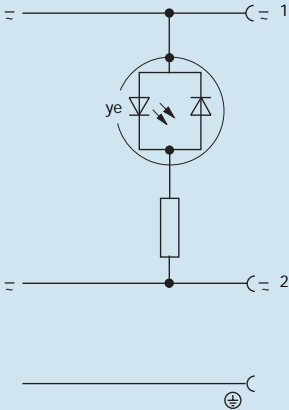
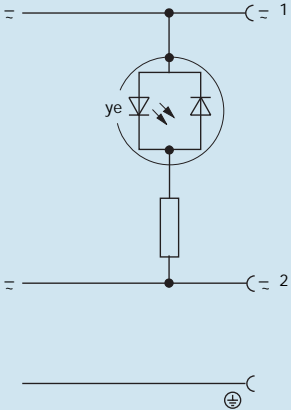
# RECTANGULAR CONNECTORS GDM-SERIES




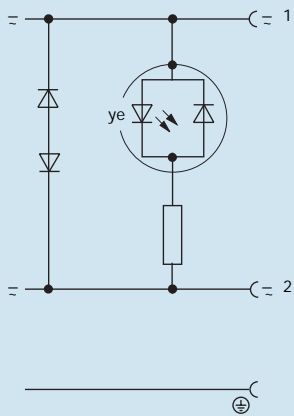
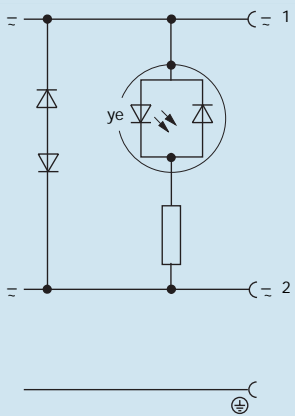
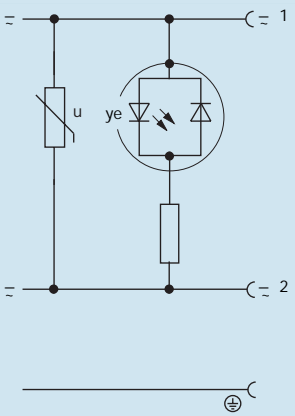
Type B EN 175301-803 (DIN 43650) / ISO 6952 > Appliance connector

Type	GSA 20 schwarz/black	GSN 20 schwarz/black
Order No.	931 352-100 	932 421-100 
	appliance connector with, central screws (hollow), 1 screw M 3 x 4	appliance connector with, central screws (hollow), 1 screw M 3 x 4
<b>Product description</b> Number of contacts Standard Housing Color Construction type	2 + PE industrial standard (11 mm) black B	2 + PE DIN EN 175 301-803-B black B
<b>Drawing</b>		
<b>Technical data</b> Rated voltage Rated current Contact resistance Type of termination Mounting	AC/DC 250 V 16 A $\leq 4$ mOhm solder (ground contacts: screw) screw	AC/DC 250 V 16 A $\leq 4$ mOhm solder (ground contacts: screw) screw
<b>Material</b> Contact surface material Contact bearer material Housing material	Sn PA PA	Sn PA PA
<b>Environmental conditions</b> Protection class (IEC 60529) Pollution severity Temperature range	IP 65 (in plugged condition) 3 -40 °C to +125 °C	IP 65 (in plugged condition) 3 -40 °C to +125 °C
<b>Inflammability class</b> Housing Contact bearer	94 V-1 94 HB	94 V-1 94 HB
<b>Approvals</b> UR VDE SEV	UR VDE SEV	UR VDE SEV
<b>Packing unit</b> Packaging unit	50 pieces	50 pieces
<b>Scope of delivery and accessories</b> Accessories to order separately	(NBR) flat gasket GSA 20-3, Order No. 731 490-002; (EPDM) flat gasket GSA 20-9, Order No. 734 033-003	(NBR) flat gasket GSN 20-3, Order No. 733 275-002; (EPDM) flat gasket GSN 20-6, Order No. 733 270-004

# RECTANGULAR CONNECTORS GDM-SERIES


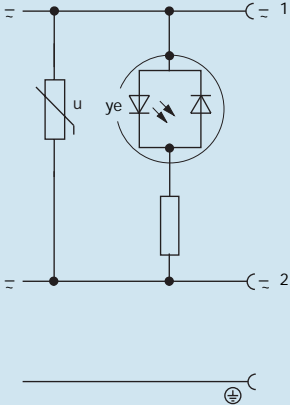
## Type B Industrial standard > Molded Cable Socket

Type	GBI-DBDE7X-AG0200C1-XC607-AD	GBI-DBDF7X-AG0200C1-XC607-AD
Order No.	934 563-004	934 563-006
	 <p>Cable socket with integrally molded lead (2 m), function indicator (LED), gasket (captive) and central screw M3 (stainless steel, Phillips cross-head)</p>	 <p>Cable socket with integrally molded lead (2 m), function indicator (LED), gasket (captive) and central screw M3 (stainless steel, Phillips cross-head), outgoing cable unit in PE direction</p>
<b>Product description</b>		
Other standard types	cable length 5 m: order no. 934 563-005	cable length 5 m: order no. 934 563-007
Number of contacts	2 + PE	2 + PE
Cable material	PVC	PVC
Cable color	grey	grey
Cable length	2 m	2 m
Cable diameter	5.5 mm	5.5 mm
Conductor size	0.75 mm	0.75 mm
Cable specification	LiYY 3G x 0.75 mm <sup>2</sup>	LiYY 3G x 0.75 mm <sup>2</sup>
Cable type	fire resist. IEC 60332-1, DIN VDE 0472 Part 804 type B	fire resist. IEC 60332-1, DIN VDE 0472 Part 804 type B
Standard	industrial standard (11 mm)	industrial standard (11 mm)
Housing Color	transparent blue	transparent blue
Construction type	B	B
<b>Description of Wiring</b>		
LED color	LED yellow (bipolar)	LED yellow (bipolar)
Voltage rectifier	-	-
Suppressor	-	-
Other characteristics	-	-
<b>Drawing</b>	 <p>1 = brown 2 = blue PE = green/yellow</p>	 <p>1 = brown 2 = blue PE = green/yellow</p>
<b>Technical data</b>		
Contact dimensions	6.3 mm x 0.8 mm	6.3 mm x 0.8 mm
Wire stranding	24 x 0.2	24 x 0.2
Rated voltage	AC/DC 24 V	AC/DC 24 V
Rated current	10 A	10 A
Contact resistance	≤ 10 mOhm	≤ 10 mOhm
Mounting	central nut M3	central nut M3
<b>Material</b>		
Contact surface material	Cu/Sn	Cu/Sn
Contact bearer material	PA 66	PA 66
Housing material	PUR	PUR
<b>Environmental conditions</b>		
Protection class (IEC 60529)	IP 65, IP 67	IP 65, IP 67
Pollution severity	3	3
Temperature range	-25 °C to +80 °C, notice derating	-25 °C to +80 °C, notice derating
<b>Inflammability class</b>		
Housing	94 HB	94 HB
Cable	fire resist. IEC 60332-1	fire resist. IEC 60332-1
Contact bearer	94 V0	94 V0
<b>Approvals</b>		
UL	-	-
VDE	VDE	VDE
<b>Packing unit</b>		
Packaging unit	50 pieces	50 pieces

GBI-DFDE7X-AG0200C1-XC607-AD	GBI-DFDF7X-AG0200C1-XC607-AD	GBI-DLDE7X-AG0200C1-XC607-AD
<p>934 563-008</p> 	<p>934 563-010</p> 	<p>934 563-012</p> 
<p>Cable socket with integrally molded lead (2 m), function indicator (LED), protective circuit (Suppressor-Diode), gasket (captive) and central screw M3 (stainless steel, Phillips cross-head)</p>	<p>Cable socket with integrally molded lead (2 m), function indicator (LED), protective circuit (Suppressor-Diode), gasket (captive) and central screw M3 (stainless steel, Phillips cross-head), outgoing cable unit in PE direction</p>	<p>Cable socket with integrally molded lead (2 m), function indicator (LED), protective circuit (varistor), gasket (captive) and central screw M3 (stainless steel, Phillips cross-head)</p>
<p>cable length 5 m: order no. 934 563-009 2 + PE PVC grey 2 m 5.5 mm 0.75 mm LiYY 3G x 0.75 mm<sup>2</sup> fire resist. IEC 60332-1, DIN VDE 0472 Part 804 type B industrial standard (11 mm) transparent blue B</p>	<p>cable length 5 m: order no. 934 563-011 2 + PE PVC grey 2 m 5.5 mm 0.75 mm LiYY 3G x 0.75 mm<sup>2</sup> fire resist. IEC 60332-1, DIN VDE 0472 Part 804 type B industrial standard (11 mm) transparent blue B</p>	<p>cable length 5 m: order no. 934 563-013 2 + PE PVC grey 2 m 5.5 mm 0.75 mm LiYY 3G x 0.75 mm<sup>2</sup> fire resist. IEC 60332-1, DIN VDE 0472 Part 804 type B industrial standard (11 mm) transparent blue B</p>
<p>LED yellow (bipolar) - supressior diode -</p>	<p>LED yellow (bipolar) - supressior diode -</p>	<p>LED yellow (bipolar) - varisator for pressure switch</p>
 <p>1 = brown 2 = blue PE = green/yellow</p>	 <p>1 = brown 2 = blue PE = green/yellow</p>	 <p>1 = brown 2 = blue PE = green/yellow</p>
<p>6.3 mm x 0.8 mm 24 x 0.2 AC/DC 24 V 10 A ≤ 10 mOhm central nut M3</p>	<p>6.3 mm x 0.8 mm 24 x 0.2 AC/DC 24 V 10 A ≤ 10 mOhm central nut M3</p>	<p>6.3 mm x 0.8 mm 24 x 0.2 AC/DC 250 V 10 A ≤ 10 mOhm central nut M3</p>
<p>Cu/Sn PA 66 PUR</p>	<p>Cu/Sn PA 66 PUR</p>	<p>Cu/Sn PA 66 PUR</p>
<p>IP 65, IP 67 3 -25 °C to +80 °C, notice derating</p>	<p>IP 65, IP 67 3 -25 °C to +80 °C, notice derating</p>	<p>IP 65, IP 67 3 -25 °C to +80 °C, notice derating</p>
<p>94 HB fire resist. IEC 60332-1 94 V0</p>	<p>94 HB fire resist. IEC 60332-1 94 V0</p>	<p>94 HB fire resist. IEC 60332-1 94 V0</p>
<p>- VDE</p>	<p>- VDE</p>	<p>- VDE</p>
<p>50 pieces</p>	<p>50 pieces</p>	<p>50 pieces</p>



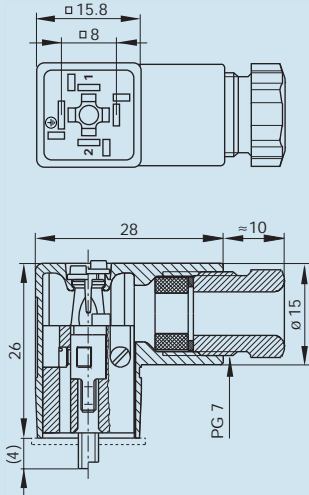
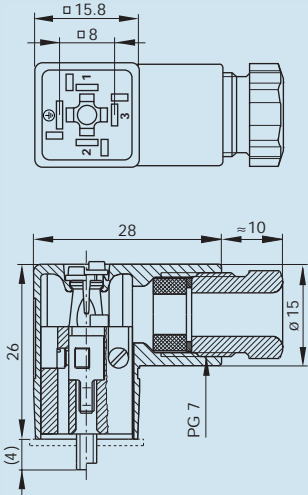
# RECTANGULAR CONNECTORS GDM-SERIES

## Type B Industrial standard > Molded Cable Socket

Type		GBI-DLDF7X-AG0200C1-XC607-AD
Order No.	934 563-014	
		
		<p>Cable socket with integrally molded lead (2 m), function indicator (LED), protective circuit (varistor), gasket (captive) and central screw M3 (stainless steel, Phillips cross-head), outgoing cable unit in PE direction</p>
<b>Product description</b>		
Other standard types	cable length 5 m: order no. 934 563-015	
Number of contacts	2 + PE	
Cable material	PVC	
Cable color	grey	
Cable length	2 m	
Cable diameter	5.5 mm	
Conductor size	0.75 mm	
Cable specification	LiYY 3G x 0.75 mm <sup>2</sup>	
Cable type	fire resist. IEC 60332-1, DIN VDE 0472 Part 804	
Standard	type B	
Housing Color	industrial standard (11 mm)	
Construction type	transparent blue	
<b>Description of Wiring</b>		
LED color	LED yellow (bipolar)	
Voltage rectifier	-	
Suppressor	varistor	
Other characteristics	for pressure switch	
<b>Drawing</b>		
		 <p>1 = brown 2 = blue PE = green/yellow</p>
<b>Technical data</b>		
Contact dimensions	6.3 mm x 0.8 mm	
Wire stranding	24 x 0.2	
Rated voltage	AC/DC 250 V	
Rated current	10 A	
Contact resistance	≤ 10 mOhm	
Mounting	central nut M3	
<b>Material</b>		
Contact surface material	Cu/Sn	
Contact bearer material	PA 66	
Housing material	PUR	
<b>Environmental conditions</b>		
Protection class (IEC 60529)	IP 65, IP 67	
Pollution severity	3	
Temperature range	-25 °C to +80 °C, notice derating	
<b>Inflammability class</b>		
Housing	94 HB	
Cable	fire resist. IEC 60332-1	
Contact bearer	94 V0	
<b>Approvals</b>		
UL	-	
VDE	VDE	
<b>Packing unit</b>		
Packaging unit	50 pieces	



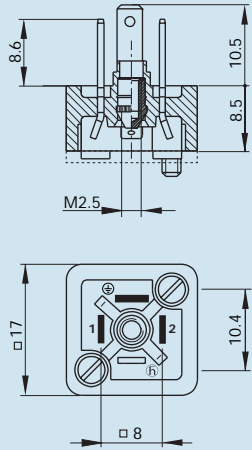
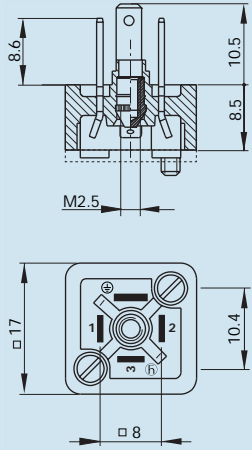
# RECTANGULAR CONNECTORS GDM-SERIES

Type C EN 175301-803 (DIN 43650) > Cable socket

Type	GDSN 207 schwarz/black	GDSN 307 schwarz/black
Order No.	933 137-100	933 023-100
		
	cable socket with central screw M 2.5 x 27	cable socket with central screw M 2.5 x 27
<b>Product description</b> Other standard types	grey housing, Order No. 933 137-106	grey housing, Order No. 933 023-106
Number of contacts	2 + PE	3 + PE
Cable gland	PG 7	PG 7
Conductor size	max. 0.75 mm <sup>2</sup>	max. 0.75 mm <sup>2</sup>
Standard	DIN EN 175 301-803-C	DIN EN 175 301-803-C
Housing Color	black	black
Construction type	C	C
<b>Drawing</b>		
<b>Technical data</b> Pin dimensions	2,8 mm x 0,5 mm, 3,6 mm x 0,5 mm	2,8 mm x 0,5 mm, 3,6 mm x 0,5 mm
Rated voltage	AC/DC 250 V	AC/DC 250 V
Rated current	6 A	6 A
Contact resistance	≤ 4 mOhm	≤ 4 mOhm
Type of termination	screw	screw
Suitable cables	4.5 mm to 6 mm	4.5 mm to 6 mm
Mounting	central screw	central screw
<b>Material</b> Contact surface material	Sn	Sn
Contact bearer material	PA	PA
Housing material	PA	PA
<b>Environmental conditions</b> Protection class (IEC 60529)	IP 65	IP 65
Pollution severity	3	3
Temperature range	-40 °C to +125 °C	-40 °C to +125 °C
<b>Inflammability class</b> Housing	94 HB	94 HB
Contact bearer	94 V-2	94 V-2
<b>Approvals</b> UR	UR	UR
VDE	VDE	VDE
SEV	SEV	SEV
CSA	CSA	CSA
<b>Packing unit</b> Packaging unit	200 pieces	200 pieces
<b>Scope of delivery and accessories</b> Accessories to order separately	(NBR) flat gasket GDSN 307-4, Order No. 730 176-002; (EPDM) flat gasket GDSN 307-5, Order No. 730 310-004	(NBR) flat gasket GDSN 307-4, Order No. 730 176-002; (EPDM) flat gasket GDSN 307-5, Order No. 730 310-004

# RECTANGULAR CONNECTORS GDM-SERIES

Type C EN 175301-803 (DIN 43650) > Appliance connector

Type	GSSNA 200 schwarz/black	GSSNA 300 schwarz/black
Order No.	933 110-100	933 111-100
	 <p>appliance connector with central nut and 2 screws M 3 x 8</p>	 <p>appliance connector with central nut and 2 screws M 3 x 8</p>
Product description		
Number of contacts	2 + PE	3 + PE
Standard	DIN EN 175 301-803-C	DIN EN 175 301-803-C
Housing Color	black	black
Construction type	C	C
Drawing		
Technical data		
Rated voltage	AC/DC 250 V	AC/DC 250 V
Rated current	6 A	6 A
Contact resistance	≤ 4 mOhm	≤ 4 mOhm
Type of termination	solder	solder
Mounting	screw	screw
Material		
Contact surface material	Sn	Sn
Contact bearer material	PA	PA
Housing material	PA	PA
Environmental conditions		
Protection class (IEC 60529)	IP 65	IP 65
Pollution severity	3	3
Temperature range	-40 °C to +125 °C	-40 °C to +125 °C
Inflammability class		
Housing	94 HB	94 HB
Contact bearer	94 V-2	94 V-2
Approvals		
UR	UR	UR
VDE	VDE	VDE
SEV	SEV	SEV
CSA	CSA	CSA
Packing unit		
Packaging unit	200 pieces	200 pieces
Scope of delivery and accessories		
Accessories to order separately	(NBR) flat gasket GSSNA 300-5, Order No. 730 232-002; (EPDM) flat gasket GSSNA 300-6, Order No. 730 365-004	(NBR) flat gasket GSSNA 300-5, Order No. 730 232-002; (EPDM) flat gasket GSSNA 300-6, Order No. 730 365-004

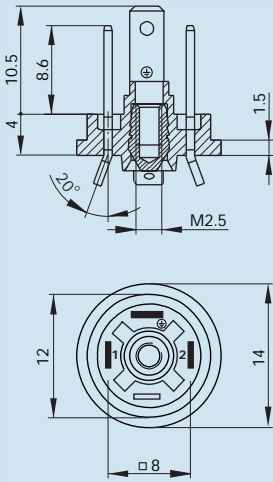
**GSSNR 200 schwarz/black**

933 113-100



appliance connector with central nut,  
version for molding or gasket

2 + PE  
DIN EN 175 301-803-C  
black  
C



AC/DC 250 V  
6 A  
≤ 4 mOhm  
solder  
screw

Sn  
PA  
PA

IP 65  
3  
-40 °C to +125 °C

94 HB  
94 V-2

UR  
VDE  
SEV  
CSA

200 pieces

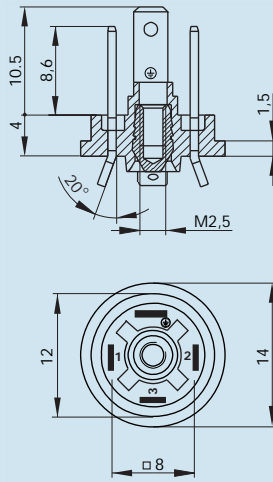
**GSSNR 300 schwarz/black**

933 112-100



appliance connector with central nut,  
version for molding or gasket

3 + PE  
DIN EN 175 301-803-C  
black  
C



AC/DC 250 V  
6 A  
≤ 4 mOhm  
solder  
screw

Sn  
PA  
PA

IP 65  
3  
-40 °C to +125 °C



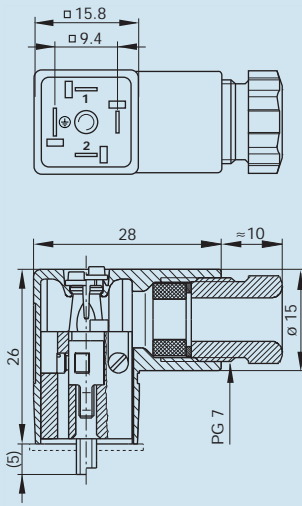
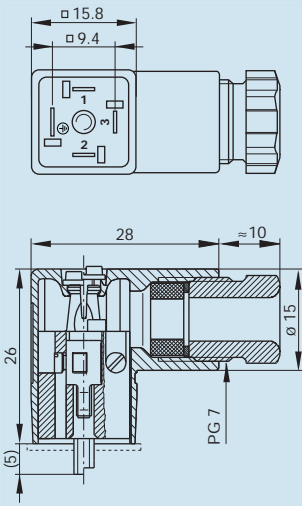
94 HB  
94 V-2

UR  
VDE  
SEV  
CSA

200 pieces

# RECTANGULAR CONNECTORS GDM-SERIES



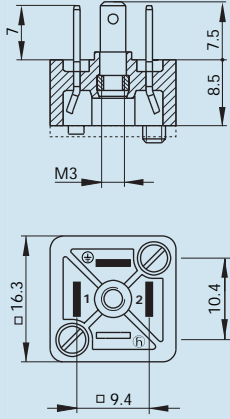
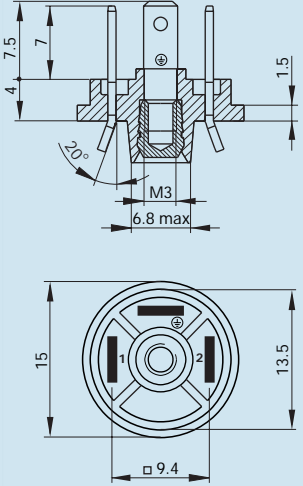
## Type C Industrial Standard > Cable socket

Type	GDS 207 schwarz/black	GDS 307 schwarz/black
Order No.	933 138-100	933 024-100
		
	cable socket with central screw M 3 x 28	cable socket with central screw M 3 x 28
<b>Product description</b> Other standard types	grey housing, Order No. 933 138-106	grey housing, Order No. 933 024-106
Number of contacts	2 + PE	3 + PE
Cable gland	PG 7	PG 7
Conductor size	max. 0.75 mm <sup>2</sup>	max. 0.75 mm <sup>2</sup>
Standard	industrial standard (9.4 mm)	industrial standard (9.4 mm)
Housing Color	black	black
Construction type	C	C
<b>Drawing</b>		
<b>Technical data</b>		
Pin dimensions	2,8 mm x 0,5 mm, 3,6 mm x 0,5 mm	2,8 mm x 0,5 mm, 3,6 mm x 0,5 mm
Rated voltage	AC/DC 250 V	AC/DC 250 V
Rated current	6 A	6 A
Contact resistance	≤ 4 mOhm	≤ 4 mOhm
Type of termination	screw	screw
Suitable cables	4.5 mm to 6 mm diameter	4.5 mm to 6 mm diameter
Mounting	central screw	central screw
<b>Material</b>		
Contact surface material	Sn	Sn
Contact bearer material	PA	PA
Housing material	PA	PA
<b>Environmental conditions</b>		
Protection class (IEC 60529)	IP 65	IP 65
Pollution severity	3	3
Temperature range	-40 °C to +125 °C	-40 °C to +125 °C
<b>Inflammability class</b>		
Housing	94 HB	94 HB
Contact bearer	94 V-2	94 V-2
<b>Approvals</b>		
UR	UR	UR
VDE	VDE	VDE
SEV	SEV	SEV
CSA	CSA	CSA
<b>Packing unit</b>		
Packaging unit	200 pieces	200 pieces
<b>Scope of delivery and accessories</b>		
Accessories to order separately	(NBR) flat gasket GDS 307-2, Order No. 730 185-002; (EPDM) flat gasket GDS 307-4, Order No. 730 314-004	(NBR) flat gasket GDS 307-2, Order No. 730 185-002; (EPDM) flat gasket GDS 307-4, Order No. 730 314-004





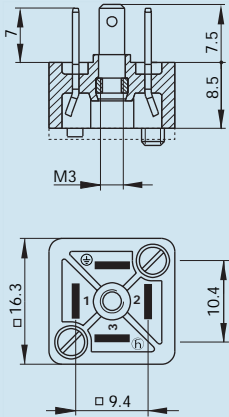
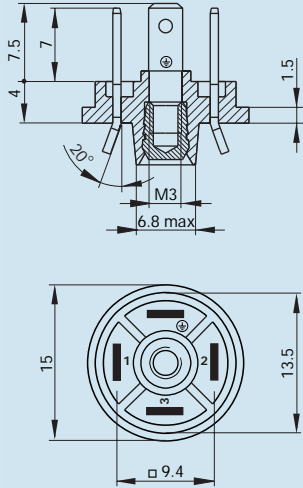
# RECTANGULAR CONNECTORS GDM-SERIES

## Type C Industrial Standard > Appliance connector

Type	GSSA 200 schwarz/black	GSSR 200 schwarz/black
Order No.	933 117-100	933 115-100
	 <p>appliance connector with central nut and 2 screws M 3 x 8</p>	 <p>appliance connector with central nut, version for molding or gasket</p>
<b>Product description</b>		
Number of contacts	2 + PE	2 + PE
Cable gland		
Standard	industrial standard (9.4 mm)	industrial standard (9.4 mm)
Housing Color	black	black
Construction type	C	C
<b>Drawing</b>		
<b>Technical data</b>		
Rated voltage	AC/DC 250 V	AC/DC 250 V
Rated current	4 A	4 A
Contact resistance	≤ 4 mOhm	≤ 4 mOhm
Type of termination	solder	solder
Mounting	screw	screw
<b>Material</b>		
Contact surface material	Sn	Sn
Contact bearer material	PA	PA
Housing material	PA	PA
<b>Environmental conditions</b>		
Protection class (IEC 60529)	IP 65	IP 65
Pollution severity	3	3
Temperature range	-40 °C to +125 °C	-40 °C to +125 °C
<b>Inflammability class</b>		
Housing	94 HB	94 HB
Contact bearer	94 V-2	94 V-2
<b>Approvals</b>		
UR	UR	UR
VDE	VDE	VDE
SEV	SEV	SEV
CSA	CSA	CSA
<b>Packing unit</b>		
Packaging unit	200 pieces	200 pieces
<b>Scope of delivery and accessories</b>		
Accessories to order separately	(NBR) flat gasket GSSA 300-5, Order No. 730 233-002; (EPDM) flat gasket GSSA 300-6, Order No. 730 312-003	



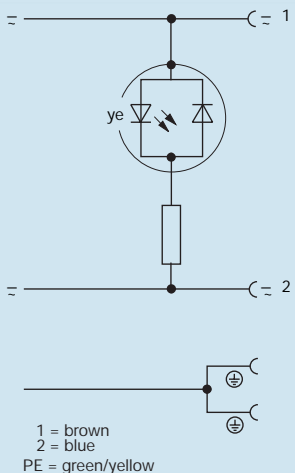
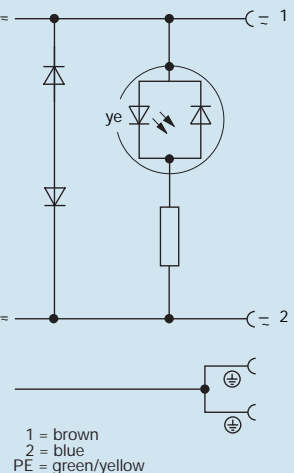
# RECTANGULAR CONNECTORS GDM-SERIES

## Type C Industrial Standard > Appliance connector

Type	GSSA 300 schwarz/black	GSSR 300 schwarz/black
Order No.	933 116-100	933 114-100
	 <p>appliance connector with central nut and 2 screws M 3 x 8</p>	 <p>appliance connector with central nut, version for molding or gasket</p>
<b>Product description</b> Number of contacts Cable gland Standard Housing Color Construction type	3 + PE  industrial standard (9.4 mm) black C	3 + PE  industrial standard (9.4 mm) black C
<b>Drawing</b>		
<b>Technical data</b> Rated voltage Rated current Contact resistance Type of termination Mounting	AC/DC 250 V 4 A ≤ 4 mOhm solder screw	AC/DC 250 V 4 A ≤ 4 mOhm solder screw
<b>Material</b> Contact surface material Contact bearer material Housing material	Sn PA PA	Sn PA PA
<b>Environmental conditions</b> Protection class (IEC 60529) Pollution severity Temperature range	IP 65 3 -40 °C to +125 °C	IP 65 3 -40 °C to +125 °C
<b>Inflammability class</b> Housing Contact bearer	94 HB 94 V-2	94 HB 94 V-2
<b>Approvals</b> UR VDE SEV CSA	UR VDE SEV CSA	UR VDE SEV CSA
<b>Packing unit</b> Packaging unit	200 pieces	200 pieces
<b>Scope of delivery and accessories</b> Accessories to order separately	(NBR) flat gasket GSSA 300-5, Order No. 730 233-002; (EPDM) flat gasket GSSA 300-6, Order No. 730 312-003	



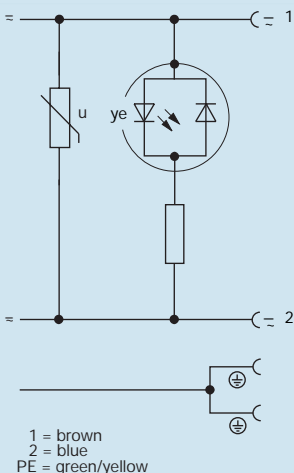
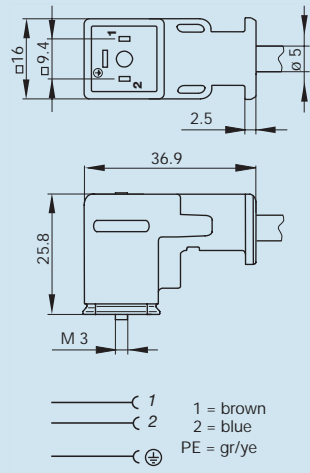
# RECTANGULAR CONNECTORS GDM-SERIES

## Type C Industrial Standard > Molded cable socket

Type	GCI-DBFE7X-AL0200C1-XC504-AD	GCI-DFFE7X-AL0200C1-XC504-AD
Order No.	934 565-006	934 565-008
		
	Cable socket with integrally molded lead (2 m), function indicator (LED), gasket (captive) and central screw M3 (stainless steel, Phillips cross-head)	Cable socket with integrally molded lead (2 m), function indicator (LED), protective circuit (Suppressor-Diode), gasket (captive) and central screw M3 (stainless steel, Phillips cross-head)
<b>Product description</b>		
Other standard types	cable length 5 m: order no. 934 565-007	cable length 5 m: order no. 934 565-009
Number of contacts	2 + PE / connected)	2 + PE / connected)
Cable material	PVC	PVC
Cable color	grey	grey
Cable length	2 m	2 m
Cable diameter	4.3 mm	4.3 mm
Conductor size	0.34 mm	0.34 mm
Cable specification	LIYY 3G x 0.34 mm <sup>2</sup>	LIYY 3G x 0.34 mm <sup>2</sup>
Cable type	fire resist. IEC 60332-1, DIN VDE 0472 Part 804 type B	fire resist. IEC 60332-1, DIN VDE 0472 Part 804 type B
Standard	industrial standard (11 mm)	industrial standard (11 mm)
Housing Color	transparent blue	transparent blue
Construction type	C	C
<b>Description of Wiring</b>		
LED color	LED yellow (bipolar)	LED yellow (bipolar)
Voltage rectifier	-	-
Suppressor	-	supressior diode
Other characteristics	-	-
<b>Drawing</b>		
<b>Technical data</b>		
Contact dimensions	3.6 mm x 0.8 mm	3.6 mm x 0.8 mm
Wire stranding	24 x 0.2	24 x 0.2
Rated voltage	AC/DC 24 V	AC/DC 24 V
Rated current	10 A	10 A
Contact resistance	≤ 10 mOhm	≤ 10 mOhm
Mounting	central nut M3	central nut M3
<b>Material</b>		
Contact surface material	Cu/Sn	Cu/Sn
Contact bearer material	PA 66	PA 66
Housing material	PUR	PUR
<b>Environmental conditions</b>		
Protection class (IEC 60529)	IP 65, IP 67	IP 65, IP 67
Pollution severity	3	3
Temperature range	-25 °C to +80 °C, notice derating	-25 °C to +80 °C, notice derating
<b>Inflammability class</b>		
Housing	94 HB	94 HB
Cable	fire resist. IEC 60332-1	fire resist. IEC 60332-1
Contact bearer	94 V0	94 V0
<b>Approvals</b>		
UL	-	-
VDE	VDE	VDE
<b>Packing unit</b>		
Packaging unit	50 pieces	50 pieces

# RECTANGULAR CONNECTORS GDM-SERIES

## Type C Industrial Standard > Molded cable socket

Type	GCI-DRFE7X-AL0200C1-XC504-AD	GCI-DADE7A-AL0200C1-XC504-AD
Order No.	934 565-010	934 565-002
	 <p>Cable socket with integrally molded lead (2 m), function indicator (LED), protective circuit (varistor), gasket (captive) and central screw M3 (stainless steel, Phillips cross-head)</p>	 <p>Cable socket with integrally molded lead (2 m), gasket (captive) and central screw M3 (stainless steel, Phillips cross-head)</p>
<b>Product description</b>		
Other standard types	cable length 5 m: order no. 934 565-011	cable length 5 m: order no. 934 565-003
Number of contacts	2 + PE / connected)	2 + PE
Cable material	PVC	PVC
Cable color	grey	grey
Cable length	2 m	2 m
Cable diameter	4.3 mm	4.3 mm
Conductor size	0.34 mm	0.34 mm
Cable specification	LIYY 3G x 0.34 mm <sup>2</sup>	LIYY 3G x 0.34 mm <sup>2</sup>
Cable type	fire resist. IEC 60332-1, DIN VDE 0472 Part 804 type B	fire resist. IEC 60332-1, DIN VDE 0472 Part 804 type B
Standard	industrial standard (11 mm)	industrial standard (11 mm)
Housing Color	transparent blue	black
Construction type	C	C
<b>Description of Wiring</b>		
LED color	LED yellow (bipolar)	-
Voltage rectifier	-	-
Suppressor	varistor	-
Other characteristics	-	-
<b>Drawing</b>	 <p>1 = brown 2 = blue PE = green/yellow</p>	 <p>1 = brown 2 = blue PE = gr/ye</p>
<b>Technical data</b>		
Contact dimensions	3.6 mm x 0.8 mm	3.6 mm x 0.8 mm
Wire stranding	24 x 0.2	24 x 0.2
Rated voltage	AC/DC 120 V	AC/DC 250 V
Rated current	10 A	10 A
Contact resistance	≤ 10 mOhm	≤ 10 mOhm
Mounting	central nut M3	central nut M3
<b>Material</b>		
Contact surface material	Cu/Sn	Cu/Sn
Contact bearer material	PA 66	PA 66
Housing material	PUR	PUR
<b>Environmental conditions</b>		
Protection class (IEC 60529)	IP 65, IP 67	IP 65, IP 67
Pollution severity	3	3
Temperature range	-25 °C to +80 °C, notice derating	-25 °C to +80 °C, notice derating
<b>Inflammability class</b>		
Housing	94 HB	94 HB
Cable	fire resist. IEC 60332-1	fire resist. IEC 60332-1
Contact bearer	94 V0	94 V0
<b>Approvals</b>		
UL	-	-
VDE	VDE	VDE
<b>Packing unit</b>		
Packaging unit	50 pieces	50 pieces

**GCI-DAFE7A-AL0200C1-XC504-AD**

934 565-004

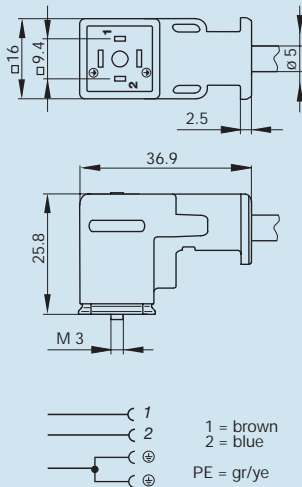


Cable socket with integrally molded lead (2 m), gasket (captive) and central screw M3 (stainless steel, Phillips cross-head)

cable length 5 m: order no. 934 565-005  
2 + PE / connected)

PVC  
grey  
2 m  
4.3 mm  
0.34 mm  
LiYY 3G x 0.34 mm<sup>2</sup>  
fire resist. IEC 60332-1, DIN VDE 0472 Part 804  
type B  
industrial standard (11 mm)  
black  
C

-  
-  
-



**GCI-DAEE7A-AM0200C1-XC504-AD**

934 565-000

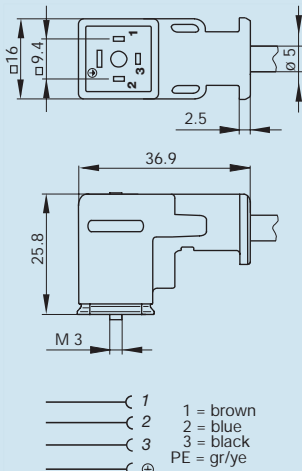


Cable socket with integrally molded lead (2 m), gasket (captive) and central screw M3 (stainless steel, Phillips cross-head)

cable length 5 m: order no. 934 565-001  
3 + PE

PVC  
grey  
2 m  
4.8 mm  
0.34 mm  
LiYY 4G x 0.34 mm<sup>2</sup>  
fire resist. IEC 60332-1, DIN VDE 0472 Part 804  
type B  
industrial standard (11 mm)  
black  
C

-  
-  
-



3.6 mm x 0.8 mm  
24 x 0.2  
AC/DC 250 V  
10 A  
≤ 10 mOhm  
central nut M3

Cu/Sn  
PA 66  
PUR

IP 65, IP 67  
3  
-25 °C to +80 °C, notice derating

94 HB  
fire resist. IEC 60332-1  
94 V0

-  
VDE

50 pieces

3.6 mm x 0.8 mm  
24 x 0.2  
AC/DC 250 V  
10 A  
≤ 10 mOhm  
central nut M3

Cu/Sn  
PA 66  
PUR

IP 65, IP 67  
3  
-25 °C to +80 °C, notice derating



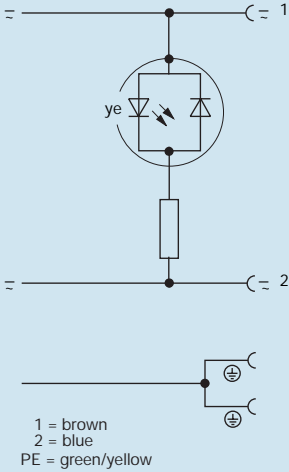
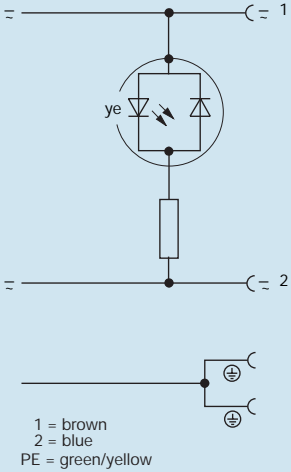
94 HB  
fire resist. IEC 60332-1  
94 V0




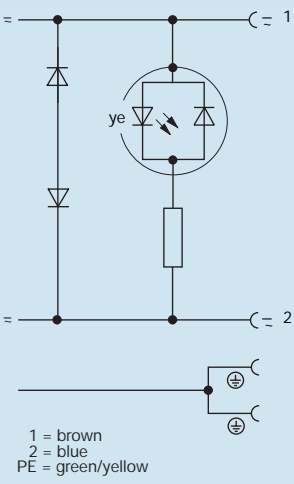
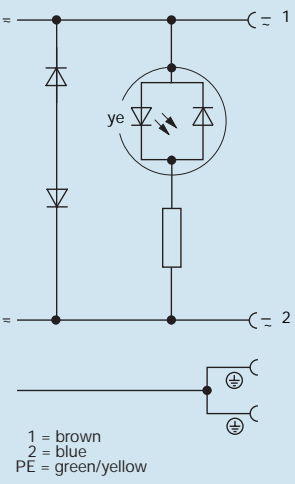
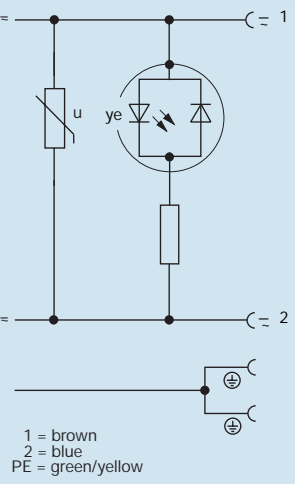
-  
VDE

50 pieces

# RECTANGULAR CONNECTORS GDM-SERIES



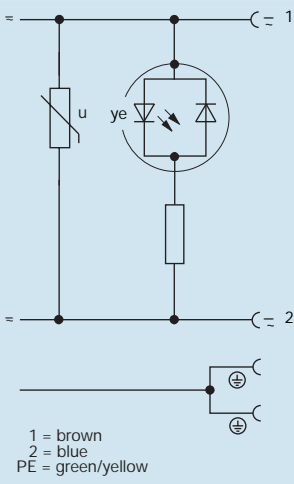
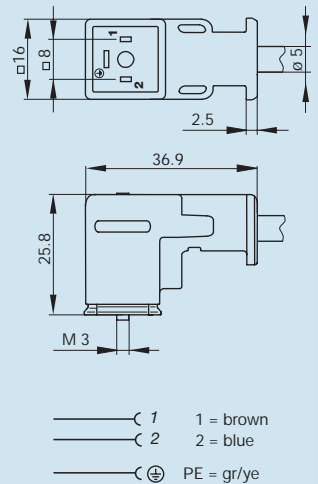
## Type C EN 175301-803 (DIN 43650) > Molded cable socket

Type	GCN-DBFE7X-AL0200C1-XC504-AD	GCN-DBFE7X-AL0500C1-XC504-AC
Order No.	934 566-006	934 566-007
		
	Cable socket with integrally molded lead (2 m), function indicator (LED), gasket (captive) and central screw M3 (stainless steel, Phillips cross-head)	Cable socket with integrally molded lead (5 m), function indicator (LED), gasket (captive) and central screw M3 (stainless steel, Phillips cross-head)
<b>Product description</b>		
Other standard types	cable length 5 m: order no. 934 566-007	cable length 2 m: order no. 934 566-006
Number of contacts	2 + PE / connected)	2 + PE / connected)
Cable material	PVC	PVC
Cable color	grey	grey
Cable length	2 m	5 m
Cable diameter	4.3 mm	4.3 mm
Conductor size	0.34 mm	0.34 mm
Cable specification	LiYY 3G x 0.34 mm <sup>2</sup>	LiYY 3G x 0.34 mm <sup>2</sup>
Cable type	fire resist. IEC 60332-1, DIN VDE 0472 Part 804 type B	fire resist. IEC 60332-1, DIN VDE 0472 Part 804 type B
Standard	DIN EN 175 301-803-C	DIN EN 175 301-803-C
Housing Color	transparent blue	transparent blue
Construction type	C	C
<b>Description of Wiring</b>		
LED color	LED yellow (bipolar)	LED yellow (bipolar)
Voltage rectifier	-	-
Suppressor	-	-
Other characteristics	-	-
<b>Drawing</b>		
<b>Technical data</b>		
Contact dimensions	3.6 mm x 0.8 mm	3.6 mm x 0.8 mm
Wire stranding	24 x 0.2	24 x 0.2
Rated voltage	AC/DC 24 V	AC/DC 24 V
Rated current	10 A	10 A
Contact resistance	≤ 10 mOhm	≤ 10 mOhm
Mounting	central nut M3	central nut M3
<b>Material</b>		
Contact surface material	Cu/Sn	Cu/Sn
Contact bearer material	PA 66	PA 66
Housing material	PUR	PUR
<b>Environmental conditions</b>		
Protection class (IEC 60529)	IP 65, IP 67	IP 65, IP 67
Pollution severity	3	3
Temperature range	-25 °C to +80 °C, notice derating	-25 °C to +80 °C, notice derating
<b>Inflammability class</b>		
Housing	94 HB	94 HB
Cable	fire resist. IEC 60332-1	fire resist. IEC 60332-1
Contact bearer	94 V0	94 V0
<b>Approvals</b>		
UL	-	-
VDE	VDE	VDE
<b>Packing unit</b>		
Packaging unit	50 pieces	25 pieces




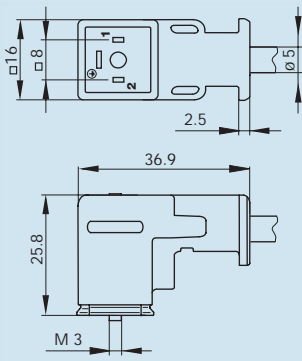
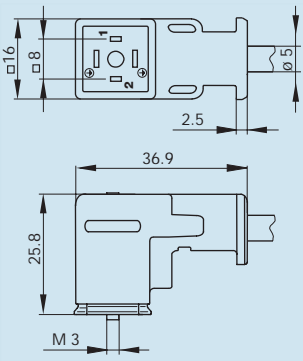
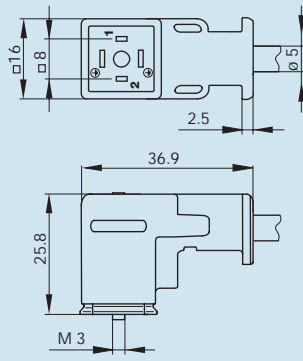
GCN-DFFE7X-AL0200C1-XC504-AD	GCN-DFFE7X-AL0500C1-XC504-AC	GCN-DRFE7X-AL0200C1-XC504-AD
<p>934 566-008</p> 	<p>934 566-009</p> 	<p>934 566-010</p> 
<p>Cable socket with integrally molded lead (2 m), function indicator (LED), protective circuit (Suppressor-Diode), gasket (captive) and central screw M3 (stainless steel, Phillips cross-head)</p>	<p>Cable socket with integrally molded lead (5 m), function indicator (LED), protective circuit (Suppressor-Diode), gasket (captive) and central screw M3 (stainless steel, Phillips cross-head)</p>	<p>Cable socket with integrally molded lead (2 m), function indicator (LED), protective circuit (varistor), gasket (captive) and central screw M3 (stainless steel, Phillips cross-head)</p>
<p>cable length 5 m: order no. 934 566-009 2 + PE / connected) PVC grey 2 m 4.3 mm 0.34 mm LiYY 3G x 0.34 mm<sup>2</sup> fire resist. IEC 60332-1, DIN VDE 0472 Part 804 type B DIN EN 175 301-803-C transparent blue C</p>	<p>cable length 2 m: order no. 934 566-008 2 + PE / connected) PVC grey 5 m 4.3 mm 0.34 mm LiYY 3G x 0.34 mm<sup>2</sup> fire resist. IEC 60332-1, DIN VDE 0472 Part 804 type B DIN EN 175 301-803-C transparent blue C</p>	<p>cable length 5 m: order no. 934 566-011 2 + PE / connected) PVC grey 2 m 4.3 mm 0.34 mm LiYY 3G x 0.34 mm<sup>2</sup> fire resist. IEC 60332-1, DIN VDE 0472 Part 804 type B DIN EN 175 301-803-C transparent blue C</p>
<p>LED yellow (bipolar) - supressior diode -</p>	<p>LED yellow (bipolar) - supressior diode -</p>	<p>LED yellow (bipolar) - varisator -</p>
 <p>1 = brown 2 = blue PE = green/yellow</p>	 <p>1 = brown 2 = blue PE = green/yellow</p>	 <p>1 = brown 2 = blue PE = green/yellow</p>
<p>3.6 mm x 0.8 mm 24 x 0.2 AC/DC 24 V 10 A ≤ 10 mOhm central nut M3</p>	<p>3.6 mm x 0.8 mm 24 x 0.2 AC/DC 24 V 10 A ≤ 10 mOhm central nut M3</p>	<p>3.6 mm x 0.8 mm 24 x 0.2 AC/DC 120 V 10 A ≤ 10 mOhm central nut M3</p>
<p>Cu/Sn PA 66 PUR</p>	<p>Cu/Sn PA 66 PUR</p>	<p>Cu/Sn PA 66 PUR</p>
<p>IP 65, IP 67 3 -25 °C to +80 °C, notice derating</p>	<p>IP 65, IP 67 3 -25 °C to +80 °C, notice derating</p>	<p>IP 65, IP 67 3 -25 °C to +80 °C, notice derating</p>
<p>94 HB fire resist. IEC 60332-1 94 V0</p>	<p>94 HB fire resist. IEC 60332-1 94 V0</p>	<p>94 HB fire resist. IEC 60332-1 94 V0</p>
<p>- VDE</p>	<p>- VDE</p>	<p>- VDE</p>
<p>50 pieces</p>	<p>25 pieces</p>	<p>50 pieces</p>

# RECTANGULAR CONNECTORS GDM-SERIES

## Type C EN 175301-803 (DIN 43650) > Molded cable socket



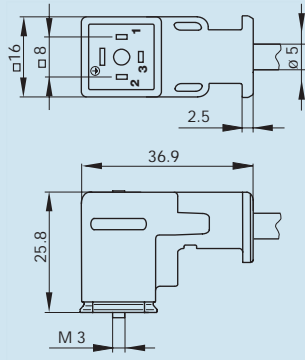
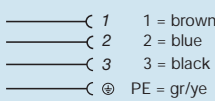
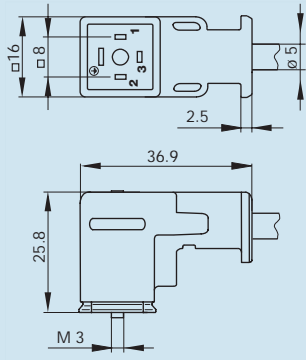
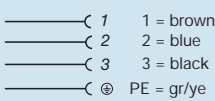
Type	GCN-DRFE7X-AL0500C1-XC504-AD	GCN-DADE7A-AL0200C1-XC504-AD
Order No.	934 566-011	934 566-002
	 <p>Cable socket with integrally molded lead (5 m), function indicator (LED), protective circuit (varistor), gasket (captive) and central screw M3 (stainless steel, Phillips cross-head)</p>	 <p>Cable socket with integrally molded lead (2 m), gasket (captive) and central screw M3 (stainless steel, Phillips cross-head)</p>
<b>Product description</b>		
Other standard types	cable length 2 m: order no. 934 566-010	cable length 5 m: order no. 934 566-003
Number of contacts	2 + PE / connected)	2 + PE
Cable material	PVC	PVC
Cable color	grey	grey
Cable length	5 m	2 m
Cable diameter	4.3 mm	4.3 mm
Conductor size	0.34 mm	0.34 mm
Cable specification	LiYY 3G x 0.34 mm <sup>2</sup>	LiYY 3G x 0.34 mm <sup>2</sup>
Cable type	fire resist. IEC 60332-1, DIN VDE 0472 Part 804 type B	fire resist. IEC 60332-1, DIN VDE 0472 Part 804 type B
Standard	DIN EN 175 301-803-C	DIN EN 175 301-803-C
Housing Color	transparent blue	black
Construction type	C	C
<b>Description of Wiring</b>		
LED color	LED yellow (bipolar)	-
Voltage rectifier	-	-
Suppressor	varistor	-
Other characteristics	-	-
<b>Drawing</b>	 <p>1 = brown 2 = blue PE = green/yellow</p>	 <p>1 = brown 2 = blue PE = gr/ye</p>
<b>Technical data</b>		
Contact dimensions	3.6 mm x 0.8 mm	3.6 mm x 0.8 mm
Wire stranding	24 x 0.2	24 x 0.2
Rated voltage	AC/DC 120 V	AC/DC 250 V
Rated current	10 A	10 A
Contact resistance	≤ 10 mOhm	≤ 10 mOhm
Mounting	central nut M3	central nut M3
<b>Material</b>		
Contact surface material	Cu/Sn	Cu/Sn
Contact bearer material	PA 66	PA 66
Housing material	PUR	PUR
<b>Environmental conditions</b>		
Protection class (IEC 60529)	IP 65, IP 67	IP 65, IP 67
Pollution severity	3	3
Temperature range	-25 °C to +80 °C, notice derating	-25 °C to +80 °C, notice derating
<b>Inflammability class</b>		
Housing	94 HB	94 HB
Cable	fire resist. IEC 60332-1	fire resist. IEC 60332-1
Contact bearer	94 V0	94 V0
<b>Approvals</b>		
UL	-	-
VDE	VDE	VDE
<b>Packing unit</b>		
Packaging unit	25 pieces	50 pieces



GCN-DADE7A-AL0500C1-XC504-AC	GCN-DAFE7A-AL0200C1-XC504-AD	GCN-DAFE7A-AL0500C1-XC504-AC
<p>934 566-003</p>  <p>Cable socket with integrally molded lead (5 m), gasket (captive) and central screw M3 (stainless steel, Phillips cross-head)</p>	<p>934 566-004</p>  <p>Cable socket with integrally molded lead (2 m), gasket (captive) and central screw M3 (stainless steel, Phillips cross-head)</p>	<p>934 566-005</p>  <p>Cable socket with integrally molded lead (5 m), gasket (captive) and central screw M3 (stainless steel, Phillips cross-head)</p>
<p>cable length 2 m: order no. 934 566-002 2 + PE PVC grey 5 m 4.3 mm 0.34 mm LiYY 3G x 0.34 mm<sup>2</sup> fire resist. IEC 60332-1, DIN VDE 0472 Part 804 type B DIN EN 175 301-803-C black C</p>	<p>cable length 5 m: order no. 934 566-005 2 + PE / connected) PVC grey 2 m 4.3 mm 0.34 mm LiYY 3G x 0.34 mm<sup>2</sup> fire resist. IEC 60332-1, DIN VDE 0472 Part 804 type B DIN EN 175 301-803-C black C</p>	<p>cable length 2 m: order no. 934 566-004 2 + PE / connected) PVC grey 5 m 4.3 mm 0.34 mm LiYY 3G x 0.34 mm<sup>2</sup> fire resist. IEC 60332-1, DIN VDE 0472 Part 804 type B DIN EN 175 301-803-C black C</p>
<p>- - -</p>	<p>- - -</p>	<p>- - -</p>
 <p>1 = brown 2 = blue PE = gr/ye</p>	 <p>1 = brown 2 = blue PE = gr/ye</p>	 <p>1 = brown 2 = blue PE = gr/ye</p>
<p>3.6 mm x 0.8 mm 24 x 0.2 AC/DC 250 V 10 A ≤ 10 mOhm central nut M3</p>	<p>3.6 mm x 0.8 mm 24 x 0.2 AC/DC 250 V 10 A ≤ 10 mOhm central nut M3</p>	<p>3.6 mm x 0.8 mm 24 x 0.2 AC/DC 250 V 10 A ≤ 10 mOhm central nut M3</p>
<p>Cu/Sn PA 66 PUR</p>	<p>Cu/Sn PA 66 PUR</p>	<p>Cu/Sn PA 66 PUR</p>
<p>IP 65, IP 67 3 -25 °C to +80 °C, notice derating</p>	<p>IP 65, IP 67 3 -25 °C to +80 °C, notice derating</p>	<p>IP 65, IP 67 3 -25 °C to +80 °C, notice derating</p>
<p>94 HB fire resist. IEC 60332-1 94 V0</p>	<p>94 HB fire resist. IEC 60332-1 94 V0</p>	<p>94 HB fire resist. IEC 60332-1 94 V0</p>
<p>- VDE</p>	<p>- VDE</p>	<p>- VDE</p>
<p>25 pieces</p>	<p>50 pieces</p>	<p>25 pieces</p>

# RECTANGULAR CONNECTORS GDM-SERIES

Type C EN 175301-803 (DIN 43650) > Molded cable socket

Type	GCN-DAEE7A-AM0200C1-XC504-AD	GCN-DAEE7A-AM0500C1-XC504-AC
Order No.	934 566-000	934 566-001
	 <p>Cable socket with integrally molded lead (2 m), gasket (captive) and central screw M3 (stainless steel, Phillips cross-head)</p>	 <p>Cable socket with integrally molded lead (5 m), gasket (captive) and central screw M3 (stainless steel, Phillips cross-head)</p>
<b>Product description</b>		
Other standard types	cable length 5 m: order no. 934 566-001	cable length 2 m: order no. 934 566-000
Number of contacts	3 + PE	3 + PE
Cable material	PVC	PVC
Cable color	grey	grey
Cable length	2 m	5 m
Cable diameter	4.8 mm	4.8 mm
Conductor size	0.34 mm	0.34 mm
Cable specification	LiYY 4G x 0.34 mm <sup>2</sup>	LiYY 4G x 0.34 mm <sup>2</sup>
Cable type	fire resist. IEC 60332-1, DIN VDE 0472 Part 804 type B	fire resist. IEC 60332-1, DIN VDE 0472 Part 804 type B
Standard	DIN EN 175 301-803-C	DIN EN 175 301-803-C
Housing Color	black	black
Construction type	C	C
<b>Description of Wiring</b>		
LED color	-	-
Voltage rectifier	-	-
Suppressor	-	-
Other characteristics	-	-
<b>Drawing</b>	 <p>  </p>	 <p>  </p>
<b>Technical data</b>		
Contact dimensions	3.6 mm x 0.8 mm	3.6 mm x 0.8 mm
Wire stranding	24 x 0.2	24 x 0.2
Rated voltage	AC/DC 250 V	AC/DC 250 V
Rated current	10 A	10 A
Contact resistance	≤ 10 mOhm	≤ 10 mOhm
Mounting	central nut M3	central nut M3
<b>Material</b>		
Contact surface material	Cu/Sn	Cu/Sn
Contact bearer material	PA 66	PA 66
Housing material	PUR	PUR
<b>Environmental conditions</b>		
Protection class (IEC 60529)	IP 65, IP 67	IP 65, IP 67
Pollution severity	3	3
Temperature range	-25 °C to +80 °C, notice derating	-25 °C to +80 °C, notice derating
<b>Inflammability class</b>		
Housing	94 HB	94 HB
Cable	fire resist. IEC 60332-1	fire resist. IEC 60332-1
Contact bearer	94 V0	94 V0
<b>Approvals</b>		
UL	-	-
VDE	VDE	VDE
<b>Packing unit</b>		
Packaging unit	50 pieces	25 pieces



# The compact model, with several keying options.

We have something that addresses your space concerns: the G-series.




Where other plug connectors have a tough time finding space, the G-series does very well within space constraints – for this reason, the rectangular connector, with its compact dimensions, is a fixed entity in miniaturization. One can find the G-series in power and control cable connections for small drives in hydraulic and pneumatic control systems, electromedical devices and photo cells for example, as well as in microfilm viewers and slide projectors, coolers and garage door control systems.

Hirschmann offers the G-series in two structurally identical versions either with or without earthing contact – in all cases with numbering in order to prevent accidental miswiring. The space-saving connection of sensors, position-measuring and wind-measuring devices is also possible, apart from use in underground construction. And since difficult environmental conditions are not a problem, the G-series may be found very often in oil-drilling rigs and tractors, container ships and loading stations, heavy construction machinery, racking and painting installations.

*The small rectangular connector is a big success where space is scarce, such as for example in the case of photoelectric barriers and curtains and in underground construction.*



*The design and materials of the G-series fulfill the specifications as per VDE 0660 and offer protection against dust and sprayed water.*





# Rectangular connectors.

## Program overview G-series.

Cable socket	
integrally molded lead	self-assembly
 2-pole from page 280 2-pole + PE from page 280 3-pole + PE from page 282 4-pole from page 283	 2-pole + PE from page 281 3-pole + PE from page 281 4-pole from page 283 5-pole + PE from page 285 6-pole from page 285 6-pole + PE from page 286 7-pole from page 287

Panel-mounted socket
 3-pole + PE from page 281



## Cable plug

integrally molded lead



2-pole + PE from page 288  
3-pole + PE from page 288

## Panel-mounted connector



2-pole + PE from page 289  
3-pole + PE from page 289  
4-pole from page 291

## Surface-mounted connector



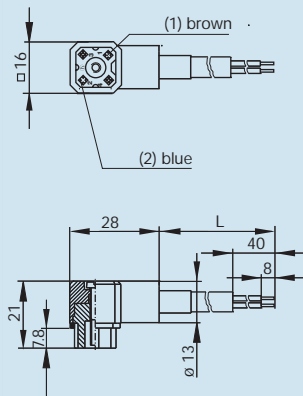
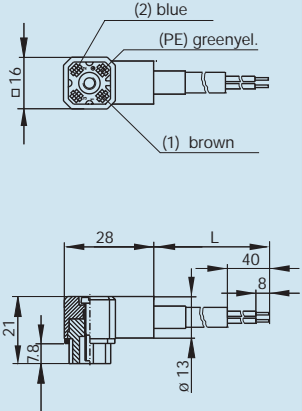


3-pole + PE from page 288  
4-pole from page 290  
5-pole + PE from page 292  
6-pole from page 293  
6-pole + PE from page 295  
7-pole from page 295




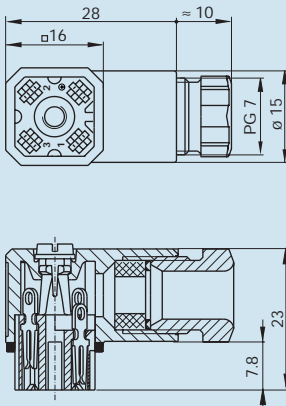
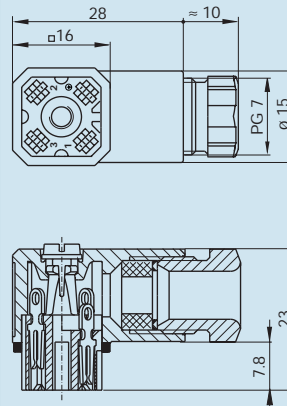
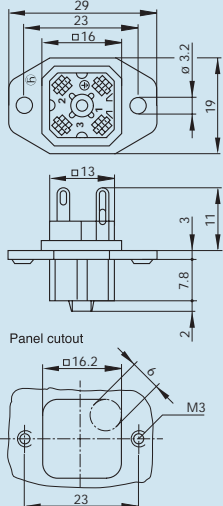


# RECTANGULAR CONNECTORS G-SERIES

## Rectangular connectors G-series > Cable socket



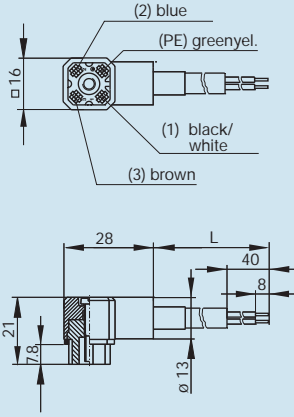
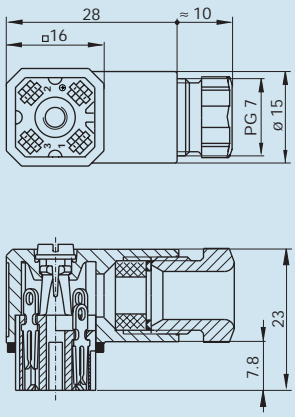
Type	G 2 KW 1 F 1,5m	G 20 KW 3 F 3m
Order No.	931 494-603	932 041-002
		
	Cable socket with integrally molded lead	Cable socket, with integrally molded lead
<b>Product description</b>		
Type of contact	forked spring	forked spring
Number of contacts	2	2 + PE
Cable material	PVC	PVC
Cable length	1.5 m	3 m
Cable gland		
Cable diameter		
Conductor size	2 x 0.75 mm <sup>2</sup>	3 x 1 mm <sup>2</sup>
Cable type	H05 RN-F 2X0,75	H05 VV-F 3G1
Standard	DIN VDE 0627 / IEC 61984	DIN VDE 0627 / IEC 61984
Housing Color	black	grey
<b>Drawing</b>		
<b>Technical data</b>		
Rated voltage	AC 50 V / DC 120 V	AC/DC 250 V
Rated current	10 A	10 A
Contact resistance	≤ 4 mOhm	≤ 4 mOhm
Type of termination		
Suitable cables		
<b>Material</b>		
Contact surface material	Sn	Sn
Contact bearer material	PA	PA
Housing material	PA	PA
<b>Environmental conditions</b>		
Protection class (IEC 60529)	IP 65	IP 65
Pollution severity	3	3
Temperature range	-40 °C to +90 °C	-40 °C to +90 °C
<b>Inflammability class</b>		
Housing	94 HB	94 HB
Contact bearer	94 HB	94 HB
<b>Approvals</b>		
VDE	VDE	VDE
<b>Packing unit</b>		
Packaging unit	100 pieces	20 pieces
<b>Scope of delivery and accessories</b>		
Scope of delivery	1 cable socket with integrally molded lead, 1 central screw M 3 x 18, 1 gasket	1 cable socket with integrally molded lead, 1 central screw M 3 x 18, 1 gasket
Accessories to order separately	can be plugged into G 4 E 1 M grau/grey	can be plugged into G 30 E 3 M, G 20 KW 3 M 1,5m




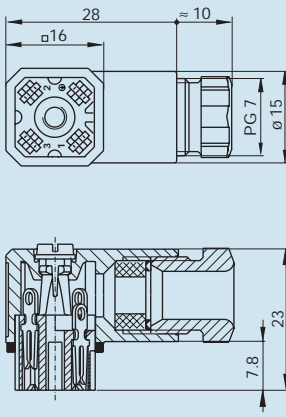
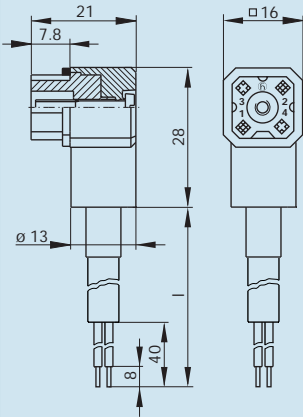
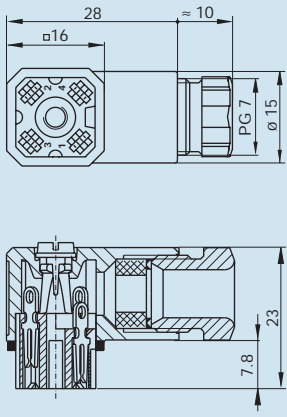


G 20 W 3 F grau/grey	G 20 W 3 F schwarz/black	G 30 E 3 F grau/grey
932 185-106  <p>Cable socket with PG 7 cable gland and solder contacts</p>	932 185-100  <p>Cable socket with PG 7 cable gland and solder contacts</p>	931 782-106  <p>Panel-mounted socket grey with flange, with solder contacts</p>
forked spring 2 + PE  PG 7  0.14 - 0.5 mm <sup>2</sup>  DIN VDE 0627 / IEC 61984 grey	forked spring 2 + PE  PG 7  0.14 - 0.5 mm <sup>2</sup>  DIN VDE 0627 / IEC 61984 black	forked spring 3 + PE     DIN VDE 0627 / IEC 61984 grey
		
AC/DC 250 V 6 A ≤ 4 mOhm solder 4 mm to 7.5 mm	AC/DC 250 V 6 A ≤ 4 mOhm solder 4 mm to 7.5 mm	AC/DC 250 V 10 A ≤ 4 mOhm solder 4 mm to 7.5 mm
Sn PA PA	Sn PA PA	Sn PA PA
IP 65 3 -40 °C to +90 °C	IP 65 3 -40 °C to +90 °C	IP 65 3 -40 °C to +90 °C
94 HB 94 HB	94 HB 94 HB	94 HB 94 HB
VDE	VDE	VDE
100 pieces	100 pieces	100 pieces
1 cable socket with PG 7 cable gland, 1 central screw M 3 x 30, 1 gasket, not assembled, in polythene bag can be plugged into G 30 E 3 M	1 cable socket with PG 7 cable gland, 1 central screw M 3 x 30, 1 gasket, not assembled, in polythene bag can be plugged into G 30 E 3 M	1 panel-mounted socket  can be plugged into G 30 KW 3 M; flat gasket G 30 E-1, order no. 732 135-002

# RECTANGULAR CONNECTORS G-SERIES



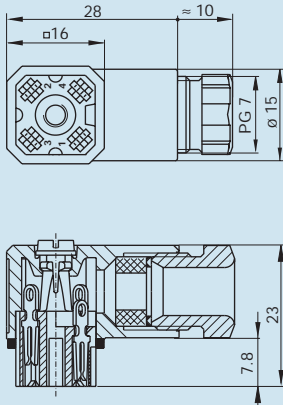
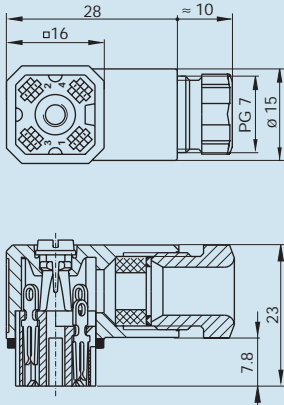
## Rectangular connectors G-series > Cable socket




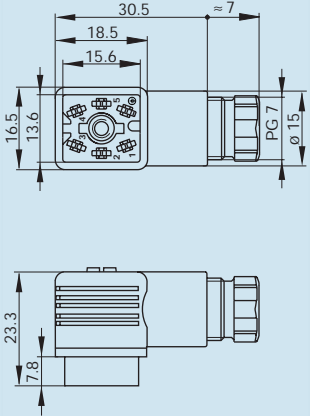
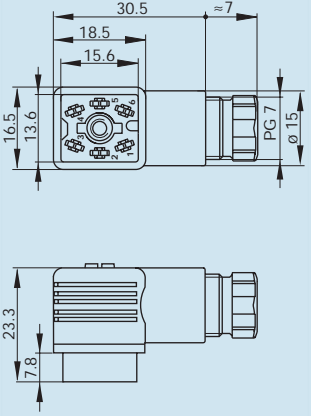
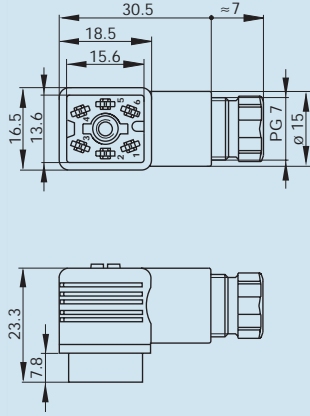
Type	G 30 KW 3 F 2m	G 30 W 3 F grau/grey
Order No.	931 608-003	932 186-106
	 <p>Cable socket, with integrally molded lead</p>	 <p>Cable socket with PG 7 cable gland and solder contacts</p>
<b>Product description</b>		
Type of contact	forked spring	forked spring
Number of contacts	3 + PE	3 + PE
Cable material	PVC	
Cable length	2 m	
Cable gland		PG 7
Cable diameter		
Conductor size	4 x 1 mm <sup>2</sup>	max. 0.5 mm <sup>2</sup>
Cable type	H05 VV-F 4G1	
Standard	DIN VDE 0627 / IEC 61984	DIN VDE 0627 / IEC 61984
Housing Color	grey	grey
<b>Drawing</b>		
<b>Technical data</b>		
Rated voltage	AC/DC 250 V	AC/DC 250 V
Rated current	10 A	6 A
Contact resistance	≤ 4 mOhm	≤ 4 mOhm
Type of termination		solder
Suitable cables		4 mm to 7.5 mm
<b>Material</b>		
Contact surface material	Sn	Sn
Contact bearer material	PA	PA
Housing material	PA	PA
<b>Environmental conditions</b>		
Protection class (IEC 60529)	IP 65	IP 65
Pollution severity	3	3
Temperature range	-40 °C to +90 °C	-40 °C to +90 °C
<b>Inflammability class</b>		
Housing	94 HB	94 HB
Contact bearer	94 HB	94 HB
<b>Approvals</b>		
VDE	VDE	VDE
<b>Packing unit</b>		
Packaging unit	20 pieces	100 pieces
<b>Scope of delivery and accessories</b>		
Scope of delivery	1 cable socket with integrally molded lead, 1 central screw M 3 x 18, 1 gasket	1 cable socket with PG 7 cable gland, 1 central screw M 3 x 20, 1 gasket, not assembled, in polythene bag
Accessories to order separately	can be plugged into G 30 A 3 M grau/grey, G 30 E 3 M	can be plugged into G 30 E 3 M, G 30 A 3 M grau/grey

G 30 W 3 F schwarz/black	G 4 KW 1 F 2m	G 4 W 1 F grau/grey
<p>932 186-100</p>  <p>Cable socket with PG 7 cable gland and solder contacts</p>	<p>931 805-602</p>  <p>Cable socket, with integrally molded lead</p>	<p>932 157-106</p>  <p>Cable socket with PG 7 cable gland and solder contacts</p>
<p>forked spring 3 + PE</p> <p>PG 7</p> <p>0.14 - 0.5 mm<sup>2</sup></p> <p>DIN VDE 0627 / IEC 61984 black</p>	<p>forked spring 4</p> <p>PVC 2 m</p> <p>4 x 0.75 mm<sup>2</sup> A03 VV-F 4X0,75 DIN VDE 0627 / IEC 61984 grey</p>	<p>forked spring 4</p> <p>PG 7</p> <p>0.14 - 0.5 mm<sup>2</sup></p> <p>DIN VDE 0627 / IEC 61984 grey</p>
		
<p>AC/DC 250 V 6 A ≤ 4 mOhm solder 4 mm to 7.5 mm</p>	<p>AC/DC 50 V 10 A ≤ 4 mOhm</p>	<p>AC/DC 50 V 6 A ≤ 4 mOhm solder 4 mm to 7.5 mm</p>
<p>Sn PA PA</p>	<p>Sn PA PA</p>	<p>Sn PA PA</p>
<p>IP 65 3 -40 °C to +90 °C</p>	<p>IP 65 3 -40 °C to +90 °C</p>	<p>IP 65 3 -40 °C to +90 °C</p>
<p>94 HB 94 HB</p>	<p>94 HB 94 HB</p>	<p>94 HB 94 HB</p>
<p>VDE</p>	<p>VDE</p>	<p>VDE</p>
<p>100 pieces</p>	<p>100 pieces</p>	<p>100 pieces</p>
<p>1 cable socket with PG 7 cable gland, 1 central screw M 3 x 20, 1 gasket, not assembled, in polythene bag can be plugged into G 30 E 3 M, G 30 A 3 M grau/grey</p>	<p>1 cable socket with integrally molded lead, 1 central screw M 3 x 20, 1 gasket  can be plugged into G 4 E 1 M grau/grey, G 4 A 5 M grau/grey, G 4 A 1 M</p>	<p>1 cable socket with PG 7 cable gland, 1 central screw M 3 x 20, 1 gasket, in polythene bag  can be plugged into G 4 E 1 M grau/grey, G 4 A 5 M grau/grey, G 4 A 1 M</p>

# RECTANGULAR CONNECTORS G-SERIES



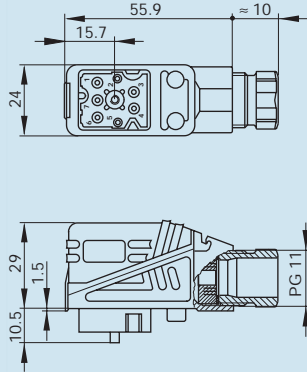
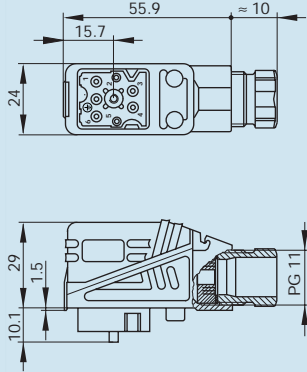
## Rectangular connectors G-series > Cable socket

Type	G 4 W 1 F schwarz/black	G 4 W 1 F HT grau/grey
Order No.	932 157-100	932 157-206
	 <p>Cable socket with PG 7 cable gland and solder contacts</p>	 <p>Cable socket for applications of high temperatures with PG 7 cable gland and solder contacts</p>
<b>Product description</b>		
Type of contact	forked spring	forked spring
Number of contacts	4	4
Cable material		
Cable length		
Cable gland	PG 7	PG 7
Cable diameter		
Conductor size	0.14 - 0.5 mm <sup>2</sup>	0.14 - 0.5 mm <sup>2</sup>
Cable type		
Standard	DIN VDE 0627 / IEC 61984	DIN VDE 0627 / IEC 61984
Housing Color	black	grey
<b>Drawing</b>		
<b>Technical data</b>		
Rated voltage	AC/DC 50 V	AC/DC 50 V
Rated current	6 A	6 A
Contact resistance	≤ 4 mOhm	≤ 4 mOhm
Type of termination	solder	solder
Suitable cables	4 mm to 7.5 mm	4 mm to 7.5 mm
<b>Material</b>		
Contact surface material	Sn	Sn
Contact bearer material	PA	PA
Housing material	PA	PA
<b>Environmental conditions</b>		
Protection class (IEC 60529)	IP 65	IP 65
Pollution severity	3	3
Temperature range	-40 °C to +90 °C	-40 °C to +125 °C
<b>Inflammability class</b>		
Housing	94 HB	94 HB
Contact bearer	94 HB	94 HB
<b>Approvals</b>		
VDE	VDE	VDE
<b>Packing unit</b>		
Packaging unit	100 pieces	100 pieces
<b>Scope of delivery and accessories</b>		
Scope of delivery	1 cable socket with PG 7 cable gland, 1 central screw M 3 x 20, 1 gasket, in polythene bag	1 cable socket with PG 7 cable gland, 1 central screw M 3 x 20, 1 gasket, in polythene bag
Accessories to order separately	can be plugged into G 4 E 1 M grau/grey, G 4 A 5 M schwarz/black, G 4 A 1 M	can be plugged into G 4 E 1 M grau/grey, G 4 A 5 M grau/grey, G 4 A 1 M

GO 51 WF schwarz/black	GO 6 WF schwarz/black	GO 60 WF schwarz/black
<p>932 351-200</p>  <p>Cable socket with PG 7 cable gland with solder contacts</p>	<p>932 447-100</p>  <p>Cable socket with PG 7 cable gland and solder contacts</p>	<p>932 448-100</p>  <p>Cable socket with PG 7 cable gland and solder contacts</p>
<p>forked spring 5 + PE</p> <p>PG 7</p> <p>0.14 - 0.5 mm<sup>2</sup></p> <p>DIN VDE 0627 / IEC 61984 black</p>	<p>forked spring 6</p> <p>PG 7</p> <p>0.14 - 0.5 mm<sup>2</sup></p> <p>DIN VDE 0627 / IEC 61984 black</p>	<p>forked spring 6</p> <p>PG 7</p> <p>0.14 - 0.5 mm<sup>2</sup></p> <p>DIN VDE 0627 / IEC 61984 black</p>
		
<p>AC/DC 250 V 6 A ≤ 4 mOhm solder 4 mm to 7.5 mm</p>	<p>AC/DC 50 V 6 A ≤ 4 mOhm solder 4 mm to 7.5 mm</p>	<p>AC/DC 250 V 6 A ≤ 4 mOhm solder 4 mm to 7.5 mm</p>
<p>Sn PA PA</p>	<p>Sn PA PA</p>	<p>Sn PA PA</p>
<p>IP 65 3 -40 °C to +90 °C</p>	<p>IP 65 3 -40 °C to +90 °C</p>	<p>IP 65 3 -40 °C to +90 °C</p>
<p>94 V-1 94 V-1</p>	<p>94 V-1 94 V-1</p>	<p>94 V-1 94 V-1</p>
<p>100 pieces</p>	<p>100 pieces</p>	<p>100 pieces</p>
<p>1 cable socket with PG 11 cable gland, 1 central screw M 3 x 20, 1 gasket, not assembled, in polythene bag can be plugged into GO 51 UM, GO 51 FAV M</p>	<p>1 cable socket with PG 7 cable gland, 1 central screw M 3 x 20, 1 gasket, not assembled, in polythene bag can be plugged into GO 6 UM, GO 6 FAV M</p>	<p>1 cable socket with PG 7 cable gland, 1 central screw M 3 x 20, 1 gasket, not assembled, in polythene bag can be plugged into GO 60 UM, GO 60 FAV M</p>

# RECTANGULAR CONNECTORS G-SERIES

## Rectangular connectors G-series > Cable socket

Type	GO 070 WF schwarz/black	GO 610 WF schwarz/black
Order No.	932 483-100	932 484-100
		
	Cable socket with PG 11 cable gland with screw contacts	Cable socket with PG 11 cable gland with screw contacts
<b>Product description</b>		
Type of contact	female	female
Number of contacts	7	6 + PE
Cable material		
Cable length		
Cable gland	PG 11	PG 11
Cable diameter		
Conductor size	0.25 - 1 mm <sup>2</sup>	0.25 - 1 mm <sup>2</sup>
Cable type		
Standard	DIN VDE 0627 / IEC 61984	DIN VDE 0627 / IEC 61984
Housing Color	black	black
<b>Drawing</b>		
<b>Technical data</b>		
Rated voltage	AC/DC 50 V	AC/DC 250 V
Rated current	10 A	10 A
Contact resistance	≤ 4 mOhm	≤ 4 mOhm
Type of termination	screw	screw
Suitable cables	4 mm to 10 mm	4 mm to 10 mm
<b>Material</b>		
Contact surface material	Sn	Sn
Contact bearer material	PA	PA
Housing material	PA	PA
<b>Environmental conditions</b>		
Protection class (IEC 60529)	IP 65	IP 65
Pollution severity	3	3
Temperature range	-40 °C to +90 °C	-40 °C to +90 °C
<b>Inflammability class</b>		
Housing	94 V-1	94 V-1
Contact bearer	94 V-1	94 V-1
<b>Approvals</b>		
VDE		
<b>Packing unit</b>		
Packaging unit	100 pieces	100 pieces
<b>Scope of delivery and accessories</b>		
Scope of delivery	1 cable socket with PG 11 cable gland, 1 central screw M 3 x 35, 2 gaskets, not assembled, in polythene bag can be plugged into GO 070 FA M	1 cable socket with PG 11 cable gland, 1 central screw M 3 x 35, 2 gaskets, not assembled, in polythene bag can be plugged into GO 610 FA M
Accessories to order separately		

## GO 700 WF schwarz/black

932 485-100



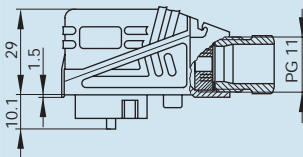
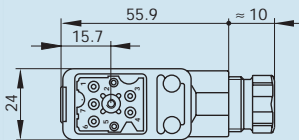
Cable socket with PG 11 cable gland with screw contacts

female  
7

PG 11

0.25 - 1 mm<sup>2</sup>

DIN VDE 0627 / IEC 61984  
black



AC/DC 250 V  
10 A  
≤ 4 mOhm  
screw  
4 mm to 10 mm

Sn  
PA  
PA

IP 65  
3  
-40 °C to +90 °C



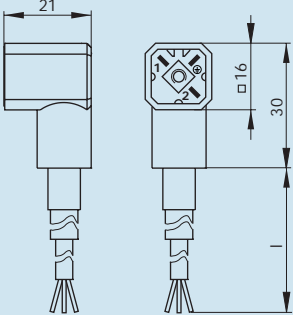
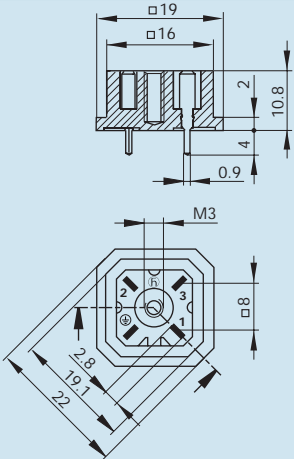
94 V-1  
94 V-1

100 pieces




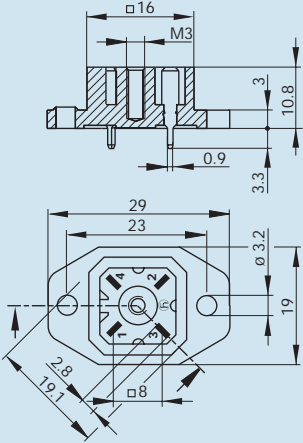
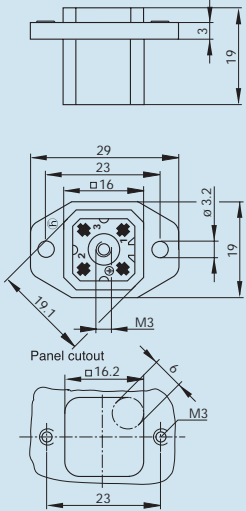
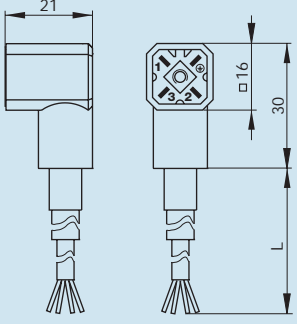
1 cable socket with PG 11 cable gland,  
1 central screw M 3 x 35,  
2 gaskets,  
not assembled, in polythene bag  
can be plugged into GO 700 FA M

# RECTANGULAR CONNECTORS G-SERIES

## Rectangular connectors G-series > Cable plug



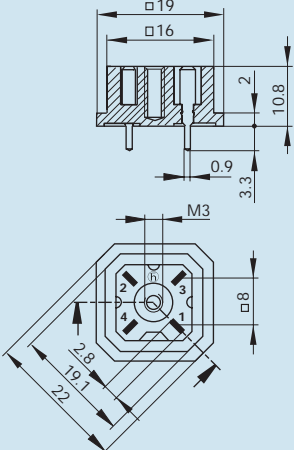
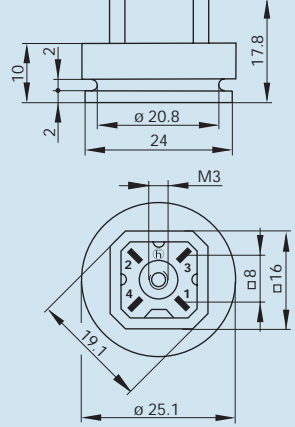
Type	G 20 KW 3 M 1,5m	G 30 A 3 M grau/grey
Order No.	931 793-001	931 700-106
	 <p>Cable plug with integrally molded lead</p>	 <p>Surface mounted connector for printed circuit boards with solder contacts</p>
<b>Product description</b>		
Type of contact	blade contacts	blade contacts
Number of contacts	2 + PE	3 + PE
Cable material	PVC	
Cable length	1.5 m	
Cable gland		
Cable diameter		
Conductor size	3 x 0.75 mm <sup>2</sup>	
Cable type	H05 VV-F 3G0,75	
Standard	DIN VDE 0627 / IEC 61984	DIN VDE 0627 / IEC 61984
Housing Color	grey	grey
<b>Drawing</b>		
<b>Technical data</b>		
Pin dimensions	2.8 mm x 0.8 mm	2.8 mm x 0.8 mm
Wire stranding		
Rated voltage	AC/DC 250 V	AC/DC 250 V
Rated current	10 A	10 A
Contact resistance	≤ 4 mOhm	≤ 4 mOhm
Type of termination		solder (solder tabs for printed circuits)
Suitable cables		
Mounting	central screw	
<b>Material</b>		
Contact surface material	Sn	Sn
Contact bearer material	PA	PA
Housing material	PA	PA
<b>Environmental conditions</b>		
Protection class (IEC 60529)	IP 65	IP 65
Pollution severity	3	3
Temperature range	-40 °C to +90 °C	-40 °C to +90 °C
<b>Inflammability class</b>		
Housing	94 HB	94 HB
Contact bearer	94 HB	94 HB
<b>Approvals</b>		
VDE	VDE	VDE
<b>Packing unit</b>		
Packaging unit	20 pieces	100 pieces
<b>Scope of delivery and accessories</b>		
Scope of delivery	1 cable plug with integrally molded lead, 1 central screw M 3 x 18 can be plugged into G 20 W 3 F grau/grey	1 surface mounted connector
Accessories to order separately		can be plugged into G 30 KW 3 F 2m, G 30 W 3 F grau/grey




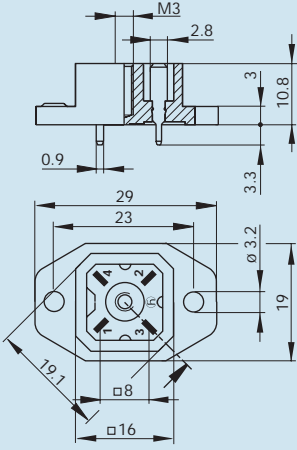
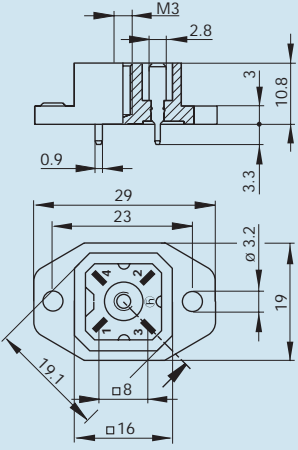
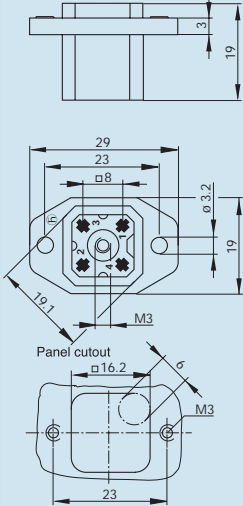


G 30 A 5 M schwarz/black	G 30 E 3 M grau/grey	G 30 KW 3 M 2m
932 840-100	731 996-506	931 783-001
 <p>Surface mounted connector with flange with solder contacts</p>	 <p>Panel-mounted connector for crimp contacts</p>	 <p>Cable plug with integrally molded lead</p>
<p>blade contacts 3 + PE</p> <p>DIN VDE 0627 / IEC 61984 black</p>	<p>blade contacts 3 + PE, alternatively 2 + PE</p> <p>DIN VDE 0627 / IEC 61984 grey</p>	<p>blade contacts 3 + PE PVC 2 m</p> <p>4 x 0.75 mm<sup>2</sup> A03 VV-F 4G0,75 DIN VDE 0627 / IEC 61984 grey</p>
		 <p>1 - black / white 2 - grey 3 - brown PE - greenyellow</p>
<p>2.8 mm x 0.8 mm</p> <p>AC/DC 250 V 10 A ≤ 4 mOhm solder (solder tabs for printed circuits)</p>	<p>2.8 mm x 0.8 mm</p> <p>AC/DC 250 V 10 A ≤ 4 mOhm crimp 4 mm to 7.5 mm screws</p>	<p>2.8 mm x 0.8 mm</p> <p>AC/DC 250 V 10 A ≤ 4 mOhm</p> <p>central screw</p>
<p>Sn PA PA</p>	<p>Sn PA PA</p>	<p>Sn PA PA</p>
<p>IP 65 3 -40 °C to +90 °C</p>	<p>IP 65 3 -40 °C to +90 °C</p>	<p>IP 65 3 -40 °C to +90 °C</p>
<p>94 HB 94 HB</p>	<p>94 HB 94 HB</p>	<p>94 HB 94 HB</p>
<p>VDE</p>	<p>VDE</p>	<p>VDE</p>
<p>100 pieces</p>	<p>100 pieces</p>	<p>20 pieces</p>
<p>1 surface mounted connector</p> <p>can be plugged into G 30 KW 3 F 2m, G 30 W 3 F grau/grey</p>	<p>1 insulated casing without crimping contacts</p> <p>can be plugged into G 30 KW 3 F 2m, G 30 W 3 F grau/grey, G 20 W 3 F grau/grey; flat gasket G 30 E-1, order no. 732 135-002 crimping contacts RMC 280, order no. 731 991-021</p>	<p>1 cable plug with integrally molded lead</p> <p>can be plugged into G 30 E 3 F grau/grey, G 30 W 3 F grau/grey, G 30 KW 3 F 2m</p>

# RECTANGULAR CONNECTORS G-SERIES



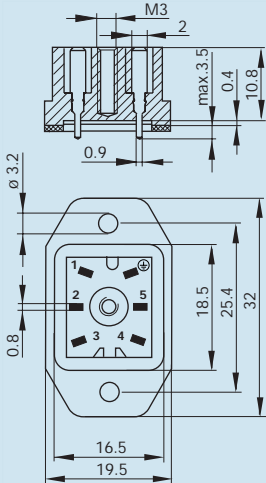
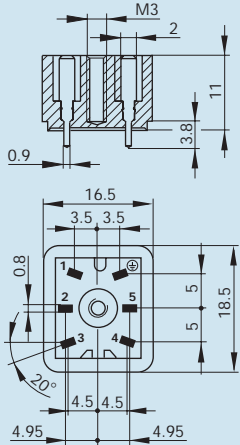
## Rectangular connectors G-series > Cable plug




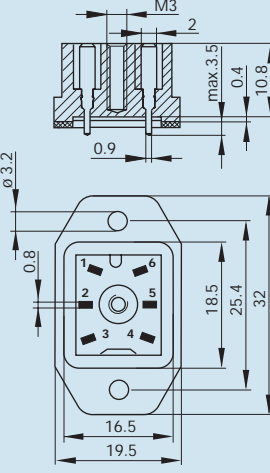
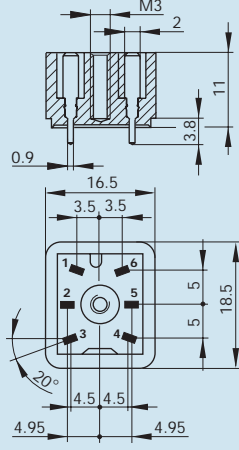
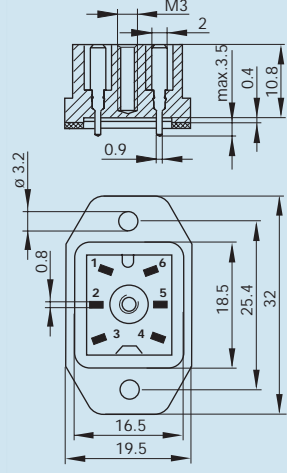
Type	G 4 A 1 M grau/grey	G 4 A 1 M MT schwarz/black
Order No.	931 807-106	932 823-100
	 <p>Surface mounted connector for printed circuit boards with solder contacts</p>	 <p>Press-fit surface mounted connector with solder contacts</p>
<b>Product description</b>		
Type of contact	blade contacts	blade contacts
Number of contacts	4	4
Cable material		
Cable length		
Cable gland		
Cable diameter		
Conductor size		
Cable type		
Standard	DIN VDE 0627 / IEC 61984	DIN VDE 0627 / IEC 61984
Housing Color	grey	black
<b>Drawing</b>		
<b>Technical data</b>		
Pin dimensions	2.8 mm x 0.8 mm	2.8 mm x 0.8 mm
Wire stranding		
Rated voltage	AC/DC 50 V	AC/DC 50 V
Rated current	10 A	10 A
Contact resistance	≤ 4 mOhm	≤ 4 mOhm
Type of termination	solder (solder tabs for printed circuits)	solder
Suitable cables	4 mm to 7.5 mm	
Mounting		
<b>Material</b>		
Contact surface material	Sn	Sn
Contact bearer material	PA	PA
Housing material	PA	PA
<b>Environmental conditions</b>		
Protection class (IEC 60529)	IP 65	IP 65
Pollution severity	3	3
Temperature range	-40 °C to +90 °C	-40 °C to +90 °C
<b>Inflammability class</b>		
Housing	94 HB	94 HB
Contact bearer	94 HB	94 HB
<b>Approvals</b>		
VDE	VDE	VDE
<b>Packing unit</b>		
Packaging unit	100 pieces	100 pieces
<b>Scope of delivery and accessories</b>		
Scope of delivery	1 surface mounted connector	1 surface mounted connector
Accessories to order separately	can be plugged into G 4 W 1 F grau, G 4 KW 1 F 2m	can be plugged into G 4 W 1 F grau, G 4 KW 1 F 2m

G 4 A 5 M grau/grey	G 4 A 5 M schwarz/black	G 4 E 1 M grau/grey
932 092-106  <p>Surface mounted connector for printed circuit boards with flange and solder contacts</p>	932 092-100  <p>Surface mounted connector for printed circuit boards with flange and solder contacts</p>	731 802-506  <p>Panel-mounted connector for crimp contacts</p>
blade contacts 4	blade contacts 4	blade contacts 4, alternatively 3 or 2
DIN VDE 0627 / IEC 61984 grey	DIN VDE 0627 / IEC 61984 black	DIN VDE 0627 / IEC 61984 grey
		
2.8 mm x 0.8 mm AC/DC 50 V 10 A ≤ 4 mOhm solder (solder tabs for printed circuits)	2.8 mm x 0.8 mm AC/DC 50 V 10 A ≤ 4 mOhm solder (solder tabs for printed circuits)	2.8 mm x 0.8 mm AC/DC 50 V 10 A ≤ 4 mOhm crimp
screws	screws	screws
Sn PA PA	Sn PA PA	Sn PA PA
IP 65 3 -40 °C to +90 °C	IP 65 3 -40 °C to +90 °C	IP 65 3 -40 °C to +90 °C
94 HB 94 HB	94 HB 94 HB	94 HB 94 HB
VDE	VDE	VDE
100 pieces	100 pieces	100 pieces
1 surface mounted connector can be plugged into G 4 W 1 F grau, G 4 KW 1 F 2m; flat gasket G 30 E-2, order no. 733 415-002	1 surface mounted connector can be plugged into G 4 W 1 F schwarz/black, G 4 KW 1 F 2m; flat gasket G 30 E-2, order no. 733 415-002	1 insulated casing without crimping contacts can be plugged into G 2 KW 1 F 1,5m, G 4 KW 1 F 2m, G 4 W 1 F grau/grey; flat gasket G 30 E-2, order no. 733 415-002 crimping contacts RMC 280, order no. 731 991-021

# RECTANGULAR CONNECTORS G-SERIES



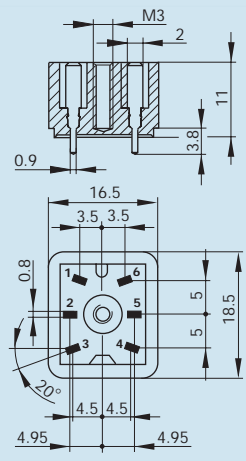
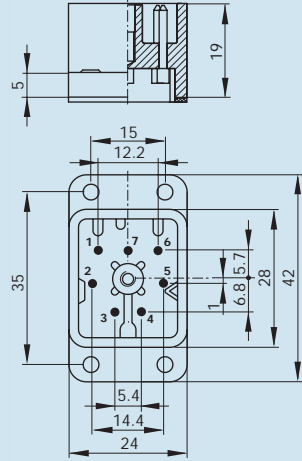
## Rectangular connectors G-series > Cable plug

Type	GO 51 FAV M schwarz/black	GO 51 UM schwarz/black
Order No.	932 919-100	932 352-100
	 <p>Surface mounted connector with flange with solder contacts</p>	 <p>Surface mounted connector for printed circuit boards with solder contacts</p>
<b>Product description</b>		
Type of contact	blade contacts	blade contacts
Number of contacts	5 + PE	5 + PE
Cable material		
Cable length		
Cable gland		
Cable diameter		
Conductor size		
Cable type		
Standard	DIN VDE 0627 / IEC 61984	DIN VDE 0627 / IEC 61984
Housing Color	black	black
<b>Drawing</b>		
<b>Technical data</b>		
Pin dimensions	2.8 mm x 0.8 mm	2.8 mm x 0.8 mm
Wire stranding		
Rated voltage	AC/DC 250 V	AC/DC 250 V
Rated current	6 A	6 A
Contact resistance	≤ 4 mOhm	≤ 4 mOhm
Type of termination	solder	solder
Suitable cables		
Mounting	screws	
<b>Material</b>		
Contact surface material	Sn	Sn
Contact bearer material	PA	PA
Housing material	PA	PA
<b>Environmental conditions</b>		
Protection class (IEC 60529)	IP 65	IP 65
Pollution severity	3	3
Temperature range	-40 °C to +90 °C	-40 °C to +90 °C
<b>Inflammability class</b>		
Housing	94 V-1	94 V-1
Contact bearer	94 V-1	94 V-1
<b>Approvals</b>		
VDE		
<b>Packing unit</b>		
Packaging unit	100 pieces	100 pieces
<b>Scope of delivery and accessories</b>		
Scope of delivery	1 surface mounted connector, 1 flat gasket can be plugged into GO 51 WF schwarz/black	1 surface mounted connector can be plugged into GO 51 WF schwarz/black
Accessories to order separately		

GO 6 FAV M schwarz/black	GO 6 UM schwarz/black	GO 60 FAV M schwarz/black
<p>932 669-100</p>  <p>Surface mounted connector with flange with solder contacts</p>	<p>932 350-100</p>  <p>Surface mounted connector for printed circuit boards with solder contacts</p>	<p>932 918-100</p>  <p>Surface mounted connector with flange with solder contacts</p>
<p>blade contacts 6</p>	<p>blade contacts 6</p>	<p>blade contacts 6</p>
<p>DIN VDE 0627 / IEC 61984 black</p> 	<p>DIN VDE 0627 / IEC 61984 black</p> 	<p>DIN VDE 0627 / IEC 61984 black</p> 
<p>2.8 mm x 0.8 mm AC/DC 50 V 6 A ≤ 4 mOhm solder screws</p>	<p>2.8 mm x 0.8 mm AC/DC 50 V 6 A ≤ 4 mOhm solder</p>	<p>2.8 mm x 0.8 mm AC/DC 250 V 6 A ≤ 4 mOhm solder screws</p>
<p>Sn PA PA</p>	<p>Sn PA PA</p>	<p>Sn PA PA</p>
<p>IP 65 3 -40 °C to +90 °C</p>	<p>IP 65 3 -40 °C to +90 °C</p>	<p>IP 65 3 -40 °C to +90 °C</p>
<p>94 V-1 94 V-1</p>	<p>94 V-1 94 V-1</p>	<p>94 V-1 94 V-1</p>
<p>100 pieces</p>	<p>100 pieces</p>	<p>100 pieces</p>
<p>1 surface mounted connector, 1 flat gasket can be plugged into GO 6 WF schwarz/black</p>	<p>1 surface mounted connector can be plugged into GO 6 WF schwarz/black</p>	<p>1 surface mounted connector, 1 flat gasket can be plugged into GO 60 WF schwarz/black</p>

# RECTANGULAR CONNECTORS G-SERIES

## Rectangular connectors G-series > Cable plug

Type	GO 60 UM schwarz/black	GO 070 FA M schwarz/black
Order No.	932 344-100	932 470-100
	 <p>Surface mounted connector for printed circuit boards with solder contacts</p>	 <p>Surface mounted connector with flange with solder contacts</p>
<b>Product description</b>		
Type of contact	blade contacts	male
Number of contacts	6	7
Cable material		
Cable length		
Cable gland		
Cable diameter		
Conductor size		
Cable type		
Standard	DIN VDE 0627 / IEC 61984	DIN VDE 0627 / IEC 61984
Housing Color	black	black
<b>Drawing</b>		
<b>Technical data</b>		
Pin dimensions	2.8 mm x 0.8 mm	1,6 mm (diameter)
Wire stranding		
Rated voltage	AC/DC 250 V	AC/DC 50 V
Rated current	6 A	DC 6 A / AC 10 A
Contact resistance	≤ 4 mOhm	≤ 4 mOhm
Type of termination	solder	soldering
Suitable cables		
Mounting		screws
<b>Material</b>		
Contact surface material	Sn	Sn
Contact bearer material	PA	PA
Housing material	PA	PA
<b>Environmental conditions</b>		
Protection class (IEC 60529)	IP 65	IP 65
Pollution severity	3	3
Temperature range	-40 °C to +90 °C	-40 °C to +90 °C
<b>Inflammability class</b>		
Housing	94 V-1	94 V-1
Contact bearer	94 V-1	94 V-1
<b>Approvals</b>		
VDE		
<b>Packing unit</b>		
Packaging unit	100 pieces	100 pieces
<b>Scope of delivery and accessories</b>		
Scope of delivery	1 surface mounted connector	1 surface mounted connector, 1 flat gasket
Accessories to order separately	can be plugged into GO 60 WF schwarz/black	can be plugged into GO 070 WF schwarz/black

**GO 610 FA M schwarz/black**

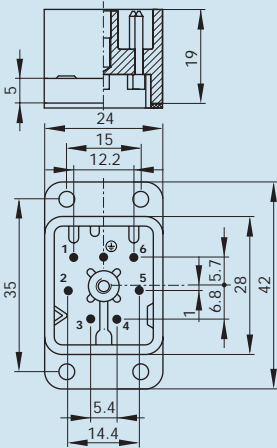
932 478-100



Surface mounted connector with flange with solder contacts


male  
6 + PE

DIN VDE 0627 / IEC 61984  
black



**GO 700 FA M schwarz/black**

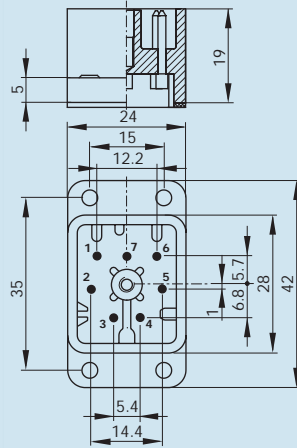
932 477-100



Surface mounted connector with flange with solder contacts

male  
7

DIN VDE 0627 / IEC 61984  
black



1,6 mm (diameter)

AC/DC 250 V  
DC 6 A / AC 10 A  
≤ 4 mOhm  
solder

screws

Sn  
PA  
PA

IP 65  
3  
-40 °C to +90 °C

94 V-1  
94 V-1

100 pieces

1 surface mounted connector,  
1 flat gasket  
can be plugged into GO 610 WF schwarz/black

1,6 mm (diameter)

AC/DC 250 V  
DC 6 A / AC 10 A  
≤ 4 mOhm  
solder

screws

Sn  
PA  
PA

IP 65  
3  
-40 °C to +90 °C



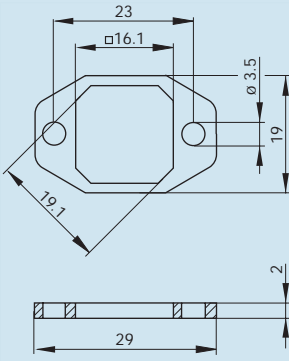
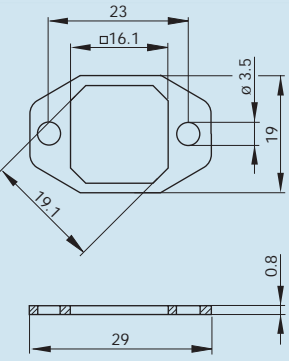
94 V-1  
94 V-1

100 pieces

1 surface mounted connector,  
1 flat gasket  
can be plugged into GO 700 WF schwarz/black

# RECTANGULAR CONNECTORS G-SERIES

## Rectangular connectors G-series > Accessories G-series

Type	G 30 E-1 schwarz/black	G 30 E-2 schwarz/black
Order No.	732 135-002	733 415-002
	 <p>Flat gasket, for panel-mounted connectors with flange, material thickness: 2 mm</p>	 <p>Flat gasket, for panel-mounted connectors with flange, material thickness: 0,8 mm</p>
Product description Standard Housing Color	DIN VDE 0627 / IEC 61984 black	DIN VDE 0627 / IEC 61984 black
Drawing		
Material O-Ring	NBR	NBR
Environmental conditions Pollution severity Temperature range	3 -40°C to +90 °C	3 -40°C to +90 °C
Packing unit Packaging unit	50 pieces	50 pieces
Scope of delivery and accessories Scope of delivery Accessories to order separately	1 flat gasket can be plugged into G 30 E 3 F grau/grey	1 flat gasket can be plugged into G 4 E 1 M grau/grey, G 4 A 5 M schwarz/black, G 4 A 1 M grau/grey, G 30 E 3 M grau/grey





# For networks, you need power.

The ST-series brings you continuous power.




Without power, almost all the aspects of our modern life will quickly screech to a halt – and therefore, failure safety is indispensable, not only in the electromedical field, but elsewhere as well. The rectangular connectors of the compact ST-series have been specially designed for power applications and are intended for current supply and signal transmission in industrial installations, in machinery manufacture as well as in indoor and outdoor building automation.

For this reason, you will find the universally stable ST-series both in small drives such as in shutters, tube and servo drives as well as in domestic water supply installations and in the mains voltage supply to lighting equipment, in wind turbine control systems and manufacturing equipment. The highly reliable rectangular connectors of the ST-series perform excellently even in current supply under extremely demanding conditions, for example in sensitive measuring devices.

**The ST-series units are secured in place, protected against vibrations, can be installed quickly and easily, are resistant to sprayed water (IP 54) and can be supplied in both molded cable as well as discrete connector versions.**



**Rectangular connectors for building automation can also be used as mains and control cable connections – and thanks to solid contact technology, can resist even heavy vibrations.**







# Rectangular connectors.

## Program overview ST-series.

Cable socket	
integrally molded lead	self-assembly
 3-pole + PE from page 303	 2-pole + PE from page 302 3-pole + PE from page 303 4-pole + PE from page 304 5-pole + PE from page 305

Panel-mounted socket	Surface-mounted socket
 2-pole + PE from page 306 3-pole + PE from page 307 5-pole + PE from page 307	 2-pole + PE from page 308 3-pole + PE from page 309 5-pole + PE from page 309




## Cable plug

integrally molded lead



2-pole + PE from page 310  
3-pole + PE from page 311  
4-pole + PE from page 312

self-assembly




2-pole + PE from page 310  
3-pole + PE from page 312  
5-pole + PE from page 313

## Panel-mounted connector



2-pole + PE from page 314  
3-pole + PE from page 315  
5-pole + PE from page 315

## Surface-mounted connector



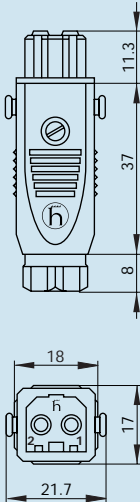
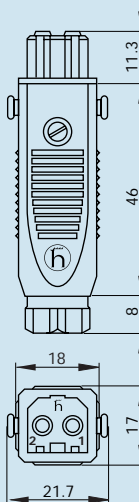





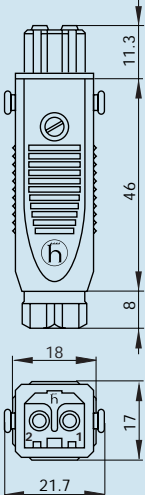
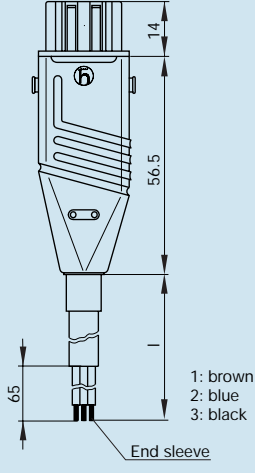
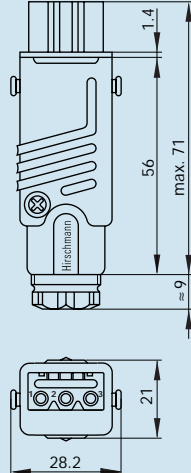
2-pole + PE from page 316  
3-pole + PE from page 317  
5-pole + PE from page 317



# RECTANGULAR CONNECTORS ST-SERIES



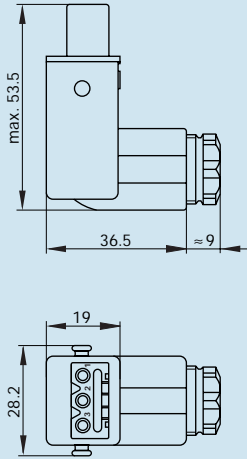
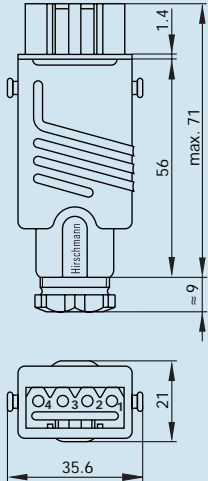
## Rectangular connectors ST-series > Cable socket

Type	STAK 2 grau/grey	STAK 20 grau/grey
Order No.	930 621-106	931 264-106
	 <p>Cable socket without strain relief</p>	 <p>Cable socket with strain relief</p>
<b>Product description</b>		
Type of contact	female	female
Number of contacts	2 + PE	2 + PE
Cable color		
Cable length		
Cable gland	PG 7	PG 7
Cable diameter	4 mm to 6.5 mm	4 mm to 6.5 mm
Conductor size	max. 1.5 mm <sup>2</sup>	max. 1.5 mm <sup>2</sup>
Cable specification		
Cable type		
Housing Color	grey	grey
Contact bearer color	black	black
<b>Drawing</b>		
<b>Technical data</b>		
Pin dimensions	2 mm	2 mm
Rated voltage	AC/DC 250 V	AC/DC 250 V
Rated current	DC 10 A / AC 16 A	DC 10 A / AC 16 A
Contact resistance	≤ 5 mOhm	≤ 5 mOhm
Type of termination	screw	screw
<b>Material</b>		
Contact material	Cu Zn	Cu Zn
Contact surface material	Sn	Sn
Contact bearer material	PA	PA
Housing material	PA	PA
<b>Environmental conditions</b>		
Protection class (IEC 60529)	IP 54	IP 54
Pollution severity	3	3
Temperature range	-30 °C to +90 °C	-30 °C to +90 °C
<b>Inflammability class</b>		
Housing	UL 94 HB	UL 94 HB
Cable		
Contact bearer	UL 94 V-0	UL 94 V-0
<b>Approvals</b>		
UL	UL	UL
VDE	VDE	VDE
SEV	SEV	SEV
<b>Packing unit</b>		
Packaging unit	100 pieces	100 pieces
<b>Scope of delivery and accessories</b>		
Accessories to order separately	safety brackets STASI 2, order no. 732 044-000	safety brackets STASI 2, order no. 732 044-000

STAK 200 grau/grey	STAK 3 K 075 3025mm	STAK 3 N grau/grey
932 037-106  Cable socket with strain relief and coding fin	932 187-011  Molded-on cable socket with harmonized lead (DIN VDE 0282)	932 140-106  Cable socket with strain relief
female 2 + PE  PG 7 4 mm to 6.5 mm max. 1.5 mm <sup>2</sup>  grey black	female 3 + PE black 3 m  7.5 mm 0.75 mm <sup>2</sup> 4 x 0.75 mm <sup>2</sup> H05 RR-F4G 0,75 black black	female 3 + PE  PG 11 6 mm to 10 mm max. 1.5 mm <sup>2</sup>  grey black
		
2 mm AC/DC 250 V DC 10 A / AC 16 A ≤ 5 mOhm screw	2 mm AC 400 V / DC 250 V DC 10 A / AC 10 A ≤ 5 mOhm	2 mm AC 400 V / DC 250 V DC 10 A / AC 16 A ≤ 5 mOhm screw
Cu Zn Sn PA PA	Cu Zn Sn PA PA	Cu Zn Sn PA PA
IP 54 3 -30 °C to +90 °C	IP 54 3 -30°C to +90°C (connector) / -25°C to +60°C (cable)	IP 54 3 -30 °C to +90 °C
UL 94 HB UL 94 V-0	UL 94 HB VDE 0472 part 804 UL 94 V-0	UL 94 HB UL 94 V-0
UL VDE SEV	VDE SEV	UL VDE SEV
100 pieces	75 pieces	100 pieces
safety brackets STASI 2, order no. 732 044-000	safety brackets STASI 3, order no. 732 045-000	safety brackets STASI 3, order no. 732 045-001

# RECTANGULAR CONNECTORS ST-SERIES

## Rectangular connectors ST-series > Cable socket

Type	STAKWI 3 grau/grey	STAK 4 grau/grey
Order No.	932 413-106	932 533-106
	 <p>Angled cable socket</p>	 <p>Cable socket with strain relief</p>
<b>Product description</b>		
Type of contact	female	female
Number of contacts	3 + PE	4 + PE
Cable color		
Cable length		
Cable gland	PG 11	PG 11
Cable diameter	6 mm to 10 mm	6 mm to 10 mm
Conductor size	max. 1.5 mm <sup>2</sup>	max. 1.5 mm <sup>2</sup>
Cable specification		
Cable type		
Housing Color	grey	grey
Contact bearer color	black	black
<b>Drawing</b>		
<b>Technical data</b>		
Pin dimensions	2 mm	2 mm
Rated voltage	AC 400 V / DC 250 V	AC 400 V / DC 250 V
Rated current	DC 10 A / AC 16 A	DC 10 A / AC 10 A
Contact resistance	≤ 5 mOhm	≤ 10 mOhm
Type of termination	screw	screw
<b>Material</b>		
Contact material	Cu Zn	Cu Zn
Contact surface material	Sn	Sn
Contact bearer material	PA	PA
Housing material	PA	PA
<b>Environmental conditions</b>		
Protection class (IEC 60529)	IP 54	IP 54
Pollution severity	3	3
Temperature range	-30 °C to +90 °C	-30 °C to +90 °C
<b>Inflammability class</b>		
Housing	UL 94 HB	UL 94 HB
Cable		
Contact bearer	UL 94 V-0	UL 94 V-0
<b>Approvals</b>		
UL	UL	
VDE	VDE	VDE
SEV	SEV	SEV
<b>Packing unit</b>		
Packaging unit	100 pieces	100 pieces
<b>Scope of delivery and accessories</b>		
Accessories to order separately	safety brackets STASI 3, order no. 732 045-001	



## STAK 5 grau/grey

931 691-106

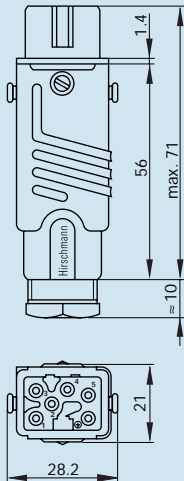


Cable socket with strain relief,  
not assembled with additional contacts and  
gasket

female  
5 + PE

PG 11  
8 mm to 10 mm  
max. 1 mm<sup>2</sup>

grey  
black



1.6 mm  
AC 400 V / DC 250 V  
DC 10 A / AC 6 A  
≤ 10 mOhm  
crimp

Cu Zn  
Ag  
PA  
PA

IP 54  
3  
-30 °C to +90 °C

UL 94 HB

UL 94 V-0



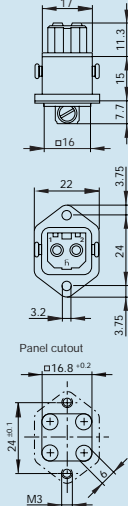
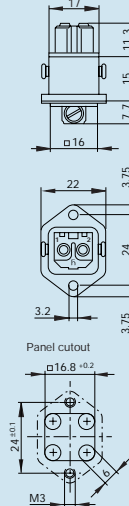
VDE  
SEV

100 pieces

safety brackets STASI 3,  
order no. 732 045-001

# RECTANGULAR CONNECTORS ST-SERIES

## Rectangular connectors ST-series > Panel-mounted socket

Type	STAKEI 2 grau/grey	STAKEI 200 grau/grey
Order No.	930 647-106	932 047-106
	 <p>Panel-mounted socket, added gasket</p>	 <p>Panel-mounted socket with coding slot and added gasket</p>
<b>Product description</b> Type of contact Number of contacts Conductor size Housing Color Contact bearer color	female 2 + PE max. 1.5 mm <sup>2</sup> grey black	female 2 + PE max. 1.5 mm <sup>2</sup> grey black
<b>Drawing</b>		
<b>Technical data</b> Pin dimensions Rated voltage Rated current Contact resistance Type of termination Mounting	2 mm AC/DC 250 V DC 10 A / AC 16 A ≤ 5 mOhm screws	2 mm AC/DC 250 V DC 10 A / AC 16 A ≤ 5 mOhm screws
<b>Material</b> Contact material Contact surface material Contact bearer material Housing material	Cu Zn Sn PA PA	Cu Zn Sn PA PA
<b>Environmental conditions</b> Protection class (IEC 60529) Pollution severity Temperature range	IP 54 3 -30 °C to +90 °C	IP 54 3 -30 °C to +90 °C
<b>Inflammability class</b> Housing Contact bearer	UL 94 HB UL 94 V-0	UL 94 HB UL 94 V-0
<b>Approvals</b> UL VDE SEV	UL VDE SEV	UL VDE SEV
<b>Packing unit</b> Packaging unit	100 pieces	100 pieces
<b>Scope of delivery and accessories</b> Accessories to order separately	safety brackets STASI 2, order no. 732 044-000	safety brackets STASI 2, order no. 732 044-000

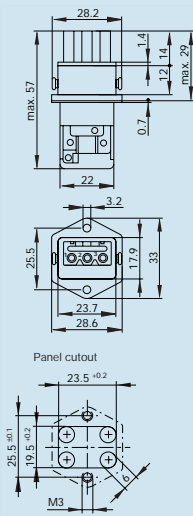
## STAKEI 3 N grau/grey

932 142-106



Panel-mounted socket,  
added gasket

female  
3 + PE  
max. 1.5 mm<sup>2</sup>  
grey  
black



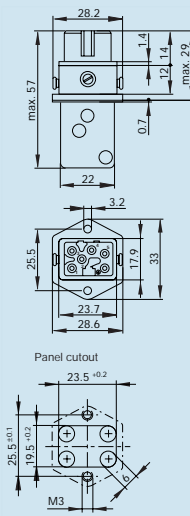
## STAKEI 5 grau/grey

931 694-106



Panel-mounted connector, not assembled with  
added contacts and added gasket

female  
5 + PE  
max. 1 mm<sup>2</sup>  
grey  
black



2 mm  
AC 400 V / DC 250 V  
DC 10 A / AC 16 A  
≤ 5 mOhm  
screws

1.6 mm  
AC 400 V / DC 250 V  
DC 10 A / AC 6 A  
≤ 10 mOhm  
screws

Cu Zn  
Sn  
PA  
PA

Cu Zn  
Ag  
PA  
PA

IP 54  
3  
-30 °C to +90 °C

IP 54  
3  
-30 °C to +90 °C

UL 94 HB  
UL 94 V-0

UL 94 HB  
UL 94 V-0

UL  
VDE  
SEV

VDE  
SEV

100 pieces



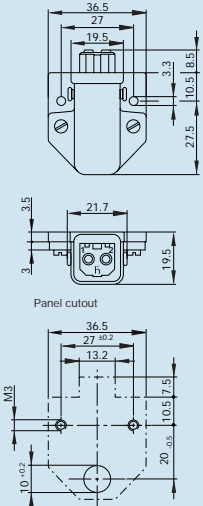
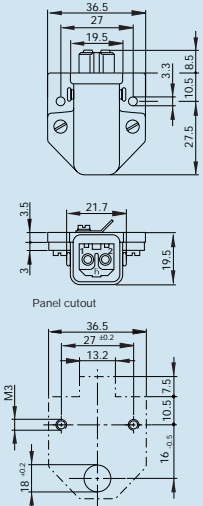
100 pieces

safety brackets STASI 3,  
order no. 732 045-001

safety brackets STASI 3,  
order no. 732 045-001

# RECTANGULAR CONNECTORS ST-SERIES

## Rectangular connectors ST-series > Surface mounted socket

Type	STAKAP 2 grau/grey	STAKAP 200 grau/grey
Order No.	930 329-106	932 045-106
	 <p>Surface mounted socket with cast baseplate</p>	 <p>Surface mounted socket with cast baseplate and coding slot</p>
<b>Product description</b> Type of contact Number of contacts Conductor size Housing Color Contact bearer color	female 2 + PE max. 1.5 mm <sup>2</sup> grey black	female 2 + PE max. 1.5 mm <sup>2</sup> grey black
<b>Drawing</b>		
<b>Technical data</b> Pin dimensions Rated voltage Rated current Contact resistance Type of termination Mounting	2 mm AC/DC 250 V DC 10 A / AC 16 A ≤ 5 mOhm screws	2 mm AC/DC 250 V DC 10 A / AC 16 A ≤ 5 mOhm screws
<b>Material</b> Contact material Contact surface material Contact bearer material Housing material	Cu Zn Sn PA PA	Cu Zn Sn PA PA
<b>Environmental conditions</b> Protection class (IEC 60529) Pollution severity Temperature range	IP 54 3 -30 °C to +90 °C	IP 54 3 -30 °C to +90 °C
<b>Inflammability class</b> Housing Contact bearer	UL 94 HB UL 94 V-0	UL 94 HB UL 94 V-0
<b>Approvals</b> UL VDE SEV	UL VDE SEV	UL VDE SEV
<b>Packing unit</b> Packaging unit	100 pieces	100 pieces
<b>Scope of delivery and accessories</b> Accessories to order separately	safety brackets STASI 2, order no. 732 044-000	safety brackets STASI 2, order no. 732 044-000

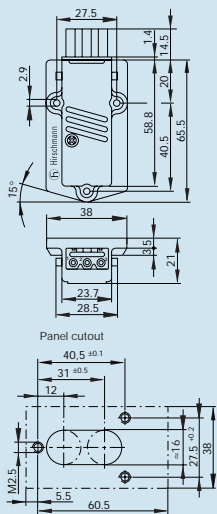
### STAKAP 3 N grau/grey

932 513-106



Surface mounted socket

female  
3 + PE  
max. 1.5 mm<sup>2</sup>  
grey  
black



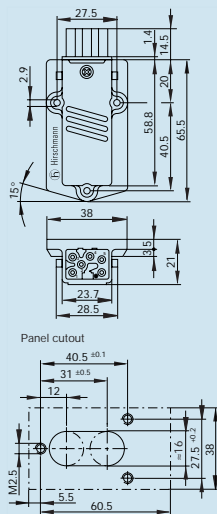
### STAKAP 5 N grau/grey

932 511-106



Surface mounted socket, not assembled with added contacts

female  
5 + PE  
max. 1 mm<sup>2</sup>  
grey  
black



2 mm  
AC 400 V / DC 250 V  
DC 10 A / AC 16 A  
≤ 5 mOhm  
screws

1.6 mm  
AC 400 V / DC 250 V  
DC 10 A / AC 6 A  
≤ 10 mOhm  
screws

Cu Zn  
Sn  
PA  
PA

Cu Zn  
Ag  
PA  
PA

IP 54  
3  
-30 °C to +90 °C

IP 54  
3  
-30 °C to +90 °C

UL 94 HB  
UL 94 V-0

UL 94 HB  
UL 94 V-0

UL  
VDE  
SEV

VDE  
SEV

100 pieces



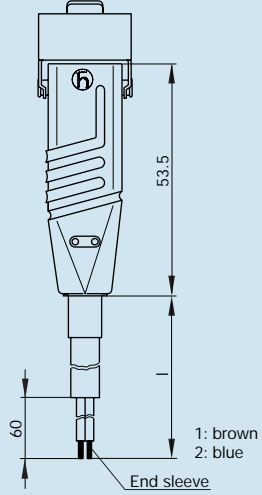
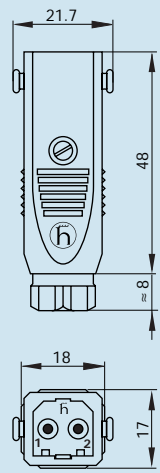
100 pieces




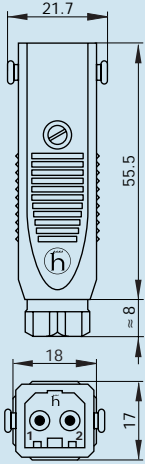
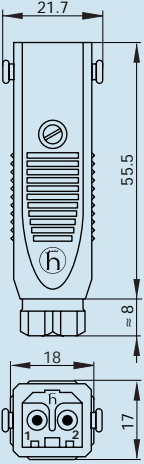
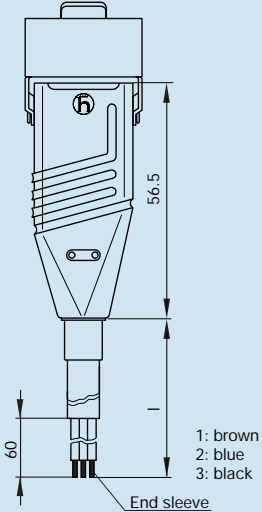
safety brackets STASI 3,  
order no. 732 045-001

safety brackets STASI 3,  
order no. 732 045-001

# RECTANGULAR CONNECTORS ST-SERIES



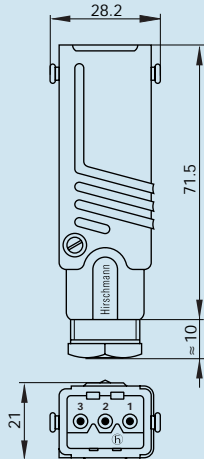
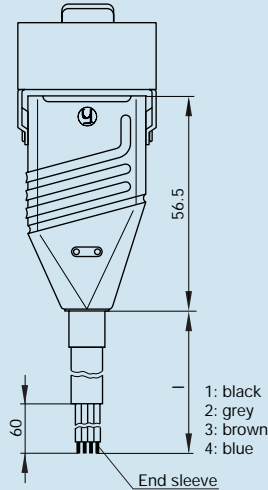
## Rectangular connectors ST-series > Cable plug

Type	STAS 2 K 075 SI 1000mm grau/grey	STAS 2 grau/grey
Order No.	972 246-008	930 620-106
		
	Molded-on cable plug with harmonized lead (DIN VDE 0282) and safety bracket	Cable plug without strain relief
<b>Product description</b>		
Type of contact	male	male
Number of contacts	2 + PE	2 + PE
Cable color	black	
Cable length	1000 mm	
Cable gland		PG 7
Cable diameter	6.6 mm	4 mm to 6.5 mm
Conductor size	0.75 mm <sup>2</sup>	max. 1.5 mm <sup>2</sup>
Cable specification	3 x 0,75 mm <sup>2</sup>	
Cable type	H05 RR-F3G 0,75	
Housing Color	grey	grey
Contact bearer color	black	black
<b>Drawing</b>		
<b>Technical data</b>		
Pin dimensions	2 mm	2 mm
Rated voltage	AC 400 V / DC 250 V	AC/DC 250 V
Rated current	DC 10 A / AC 10 A	DC 10 A / AC 16 A
Contact resistance	≤ 5 mOhm	≤ 5 mOhm
Type of termination		screw
<b>Material</b>		
Contact material	Cu Zn	Cu Zn
Contact surface material	Sn	Sn
Contact bearer material	PA	PA
Housing material	PA	PA
<b>Environmental conditions</b>		
Protection class (IEC 60529)	IP 54	IP 54
Pollution severity	3	3
Temperature range	-30°C to +90°C (connector) / -25°C to +60°C (cable)	-30 °C to +90 °C
<b>Inflammability class</b>		
Housing	UL 94 HB	UL 94 HB
Cable	VDE 0472 part 804	
Contact bearer	UL 94 HB	UL 94 V-0
<b>Approvals</b>		
UL		UL
VDE	VDE	VDE
SEV	SEV	SEV
<b>Packing unit</b>		
Packaging unit	75 pieces	100 pieces
<b>Scope of delivery and accessories</b>		
Accessories to order separately		safety brackets STASI 2, order no. 732 044-000

STAS 20 grau/grey	STAS 200 grau/grey	STAS 3 K 075 SI 1000mm grau/grey
<p>931 265-106</p>  <p>Cable plug with strain relief</p>	<p>932 038-106</p>  <p>Cable plug with strain relief and coding fin</p>	<p>931 300-055</p>  <p>Molded-on cable plug with harmonized lead (DIN VDE 0282) and safety bracket</p>
<p>male 2 + PE</p> <p>PG 7 4 mm to 6.5 mm max. 1.5 mm<sup>2</sup></p> <p>grey black</p>	<p>male 2 + PE</p> <p>PG 7 4 mm to 6.5 mm max. 1.5 mm<sup>2</sup></p> <p>grey black</p>	<p>male 3 + PE black 1000 mm</p> <p>7.5 mm 0.75 mm<sup>2</sup> 4 x 0.75 mm<sup>2</sup> H05 RR-F4G 0,75 grey black</p>
		
<p>2 mm AC/DC 250 V DC 10 A / AC 16 A ≤ 5 mOhm screw</p>	<p>2 mm AC/DC 250 V DC 10 A / AC 16 A ≤ 5 mOhm screw</p>	<p>2 mm AC 400 V / DC 250 V DC 10 A / AC 10 A ≤ 5 mOhm</p>
<p>Cu Zn Sn PA PA</p>	<p>Cu Zn Sn PA PA</p>	<p>Cu Zn Sn PA PA</p>
<p>IP 54 3 -30 °C to +90 °C</p>	<p>IP 54 3 -30 °C to +90 °C</p>	<p>IP 54 3 -30°C to +90°C (connector) / -25°C to +60°C (cable)</p>
<p>UL 94 HB UL 94 V-0</p>	<p>UL 94 HB UL 94 V-0</p>	<p>UL 94 HB VDE 0472 part 804 UL 94 HB</p>
<p>UL VDE SEV</p>	<p>UL VDE SEV</p>	<p>VDE SEV</p>
<p>100 pieces</p>	<p>100 pieces</p>	<p>50 pieces</p>
<p>safety brackets STASI 2, order no. 732 044-000</p>	<p>safety brackets STASI 2, order no. 732 044-000</p>	

# RECTANGULAR CONNECTORS ST-SERIES

## Rectangular connectors ST-series > Cable plug

Type	STAS 3 N grau/grey	STAS 4 K 075 SI 1000mm grau/grey
Order No.	932 143-106	932 578-011
	 <p>Cable plug with strain relief</p>	 <p>Molded-on cable plug with harmonized lead (DIN VDE 0282) and safety bracket</p>
<b>Product description</b> Type of contact Number of contacts Cable color Cable length Cable gland Cable diameter Conductor size Cable specification Cable type Housing Color Contact bearer color	male 3 + PE  PG 11 6 mm to 10 mm max. 1.5 mm <sup>2</sup>  grey black	male 4 + PE black 1000 mm  8.2 mm 0.75 mm <sup>2</sup> 5 x 0.75 mm <sup>2</sup> H05 RR-F5G 0,75 grey black
<b>Drawing</b>		
<b>Technical data</b> Pin dimensions Rated voltage Rated current Contact resistance Type of termination	2 mm AC 400 V / DC 250 V DC 10 A / AC 16 A ≤ 5 mOhm screw	2 mm AC 400 V / DC 250 V DC 10 A / AC 10 A ≤ 5 mOhm
<b>Material</b> Contact material Contact surface material Contact bearer material Housing material	Cu Zn Sn PA PA	Cu Zn Sn PA PA
<b>Environmental conditions</b> Protection class (IEC 60529) Pollution severity Temperature range	IP 54 3 -30 °C to +90 °C	IP 54 3 -30°C to +90°C (connector) / -25°C to +60°C (cable)
<b>Inflammability class</b> Housing Cable Contact bearer	UL 94 HB  UL 94 V-0	UL 94 HB VDE 0472 part 804 UL 94 V-0
<b>Approvals</b> UL VDE SEV	UL VDE SEV	VDE SEV
<b>Packing unit</b> Packaging unit	100 pieces	50 pieces
<b>Scope of delivery and accessories</b> Accessories to order separately	safety brackets STASI 3, order no. 732 045-001	



### STAS 4 N schwarz/black

934 442-100

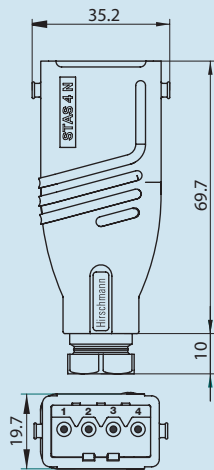


Cable plug with strain relief

male  
4 + PE

M 16 x 1,5  
6 mm to 10 mm  
max. 1.5 mm<sup>2</sup>

black  
black



2 mm  
AC 400 V / DC 250 V  
DC 10 A / AC 10 A  
≤ 5 mOhm  
screw

Cu Zn  
Sn  
PA  
PA

IP 54  
3  
-30 °C to +90 °C

UL 94 HB

UL 94 V-0

UL  
VDE  
SEV

100 pieces

safety brackets STASI 4,  
order no. 733 449-001

### STAS 5 grau/grey

931 692-106

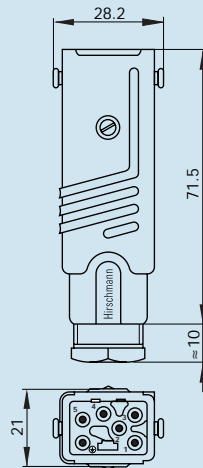


Cable plug with strain relief, not assembled with additional contacts

male  
5 + PE

PG 11  
8 mm to 10 mm  
max. 1 mm<sup>2</sup>

grey  
black



1.6 mm  
AC 400 V / DC 250 V  
DC 10 A / AC 6 A  
≤ 10 mOhm  
crimp

Cu Zn  
Ag  
PA  
PA

IP 54  
3  
-30 °C to +90 °C

UL 94 HB

UL 94 V-0



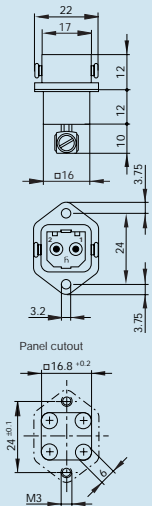
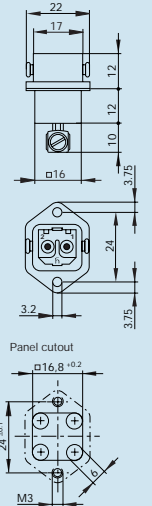
VDE  
SEV

100 pieces

safety brackets STASI 3,  
order no. 732 045-001

# RECTANGULAR CONNECTORS ST-SERIES

## Rectangular connectors ST-series > Panel-mounted connector

Type	STASEI 2 grau/grey	STASEI 200 grau/grey
Order No.	930 622-106	932 048-106
		
	Panel-mounted connector with added gasket	Panel-mounted connector with coding fin and added gasket
<b>Product description</b> Type of contact Number of contacts Cable diameter Conductor size Housing Color Contact bearer color	male 2 + PE  max. 1.5 mm <sup>2</sup> grey black	male 2 + PE  max. 1.5 mm <sup>2</sup> grey black
<b>Drawing</b>		
<b>Technical data</b> Pin dimensions Rated voltage Rated current Contact resistance Type of termination Mounting	2 mm AC/DC 250 V DC 10 A / AC 16 A ≤ 5 mOhm screws	2 mm AC/DC 250 V DC 10 A / AC 16 A ≤ 5 mOhm screws
<b>Material</b> Contact material Contact surface material Contact bearer material Housing material	Cu Zn Sn PA PA	Cu Zn Sn PA PA
<b>Environmental conditions</b> Protection class (IEC 60529) Pollution severity Temperature range	IP 54 3 -30 °C to +90 °C	IP 54 3 -30 °C to +90 °C
<b>Inflammability class</b> Housing Cable Contact bearer	UL 94 HB  UL 94 V-0	UL 94 HB  UL 94 V-0
<b>Approvals</b> UL VDE SEV	UL VDE SEV	UL VDE SEV
<b>Packing unit</b> Packaging unit	100 pieces	100 pieces
<b>Scope of delivery and accessories</b> Accessories to order separately	safety brackets STASI 2, order no. 732 044-000	safety brackets STASI 2, order no. 732 044-000

### STASEI 3 N grau/grey

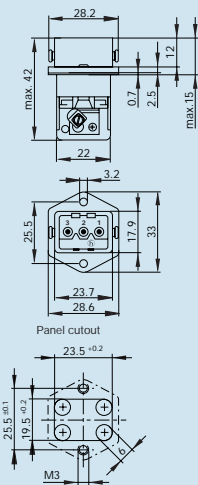
932 145-106



Panel-mounted connector with added gasket

male  
3 + PE

max. 1.5 mm<sup>2</sup>  
grey  
black



2 mm  
AC 400 V / DC 250 V  
DC 10 A / AC 16 A  
≤ 5 mOhm  
screws

Cu Zn  
Sn  
PA  
PA

IP 54  
3  
-30 °C to +90 °C

UL 94 HB  
UL 94 V-0

UL  
VDE  
SEV

100 pieces

safety brackets STASI 3,  
order no. 732 045-001

### STASEI 5 grau/grey

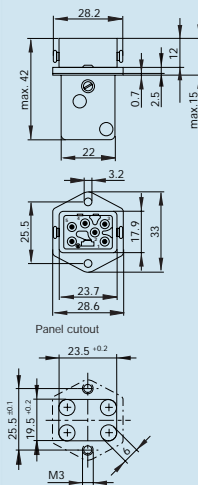
931 697-106



Panel-mounted connector, not assembled with added contacts and added gasket

male  
5 + PE

max. 1 mm<sup>2</sup>  
grey  
black



2 mm  
AC 400 V / DC 250 V  
DC 10 A / AC 6 A  
≤ 10 mOhm  
screws

Cu Zn  
Ag  
PA  
PA

IP 54  
3  
-30 °C to +90 °C

UL 94 HB  
UL 94 V-0



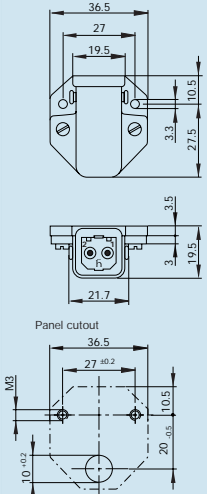
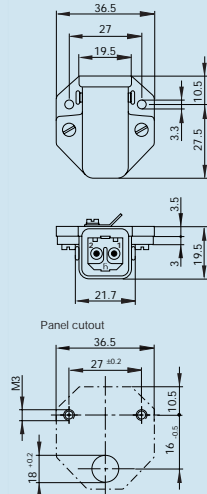
VDE  
SEV

100 pieces

safety brackets STASI 3,  
order no. 732 045-001

# RECTANGULAR CONNECTORS ST-SERIES

## Rectangular connectors ST-series > Surface mounted connector

Type	STASAP 2 B grau/grey	STASAP 200 grau/grey
Order No.	930 822-106	932 046-106
	 <p>Surface mounted connector with cast baseplate, additional sealing for IP 54 necessary</p>	 <p>Surface mounted connector with cast baseplate and coding fin, additional sealing for IP 54 necessary</p>
<b>Product description</b>		
Type of contact	male	male
Number of contacts	2 + PE	2 + PE
Conductor size	max. 1.5 mm <sup>2</sup>	max. 1.5 mm <sup>2</sup>
Housing Color	grey	grey
Contact bearer color	black	black
<b>Drawing</b>		
<b>Technical data</b>		
Pin dimensions	2 mm	2 mm
Rated voltage	AC/DC 250 V	AC/DC 250 V
Rated current	DC 10 A / AC 16 A	DC 10 A / AC 16 A
Contact resistance	≤ 5 mOhm	≤ 5 mOhm
Type of termination	screws	screws
Mounting		
<b>Material</b>		
Contact material	Cu Zn	Cu Zn
Contact surface material	Sn	Sn
Contact bearer material	PA	PA
Housing material	PA	PA
<b>Environmental conditions</b>		
Protection class (IEC 60529)	IP 54	IP 54
Pollution severity	3	3
Temperature range	-30 °C to +90 °C	-30 °C to +90 °C
<b>Inflammability class</b>		
Housing	UL 94 HB	UL 94 HB
Contact bearer	UL 94 V-0	UL 94 V-0
<b>Approvals</b>		
UL	UL	UL
VDE	VDE	VDE
SEV	SEV	SEV
<b>Packing unit</b>		
Packaging unit	100 pieces	100 pieces
<b>Scope of delivery and accessories</b>		
Accessories to order separately	safety brackets STASI 2, order no. 732 044-000	safety brackets STASI 2, order no. 732 044-000

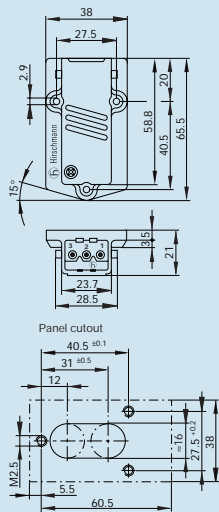
### STASAP 3 N grau/grey

932 514-106



Surface mounted connector

male  
3 + PE  
max. 1.5 mm<sup>2</sup>  
grey  
black



2 mm  
AC 400 V / DC 250 V  
DC 10 A / AC 16 A  
≤ 5 mOhm  
screws

Cu Zn  
Sn  
PA  
PA

IP 54  
3  
-30 °C to +90 °C

UL 94 HB  
UL 94 V-0

UL  
VDE  
SEV

100 pieces

safety brackets STASI 3,  
order no. 732 045-001

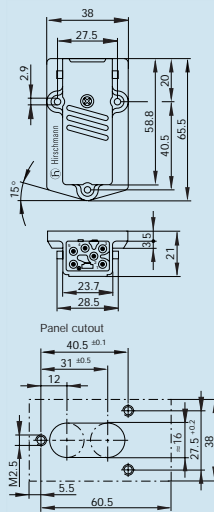
### STASAP 5 grau/grey

932 512-106



Surface mounted connector,  
not assembled with added contacts

male  
5 + PE  
max. 1 mm<sup>2</sup>  
grey  
black



1.6 mm  
AC 400 V / DC 250 V  
DC 10 A / AC 6 A  
≤ 10 mOhm  
screws

Cu Zn  
Ag  
PA  
PA

IP 54  
3  
-30 °C to +90 °C

UL 94 HB  
UL 94 V-0



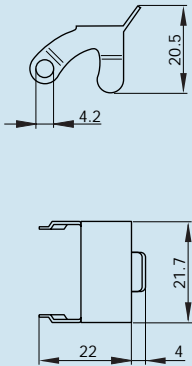
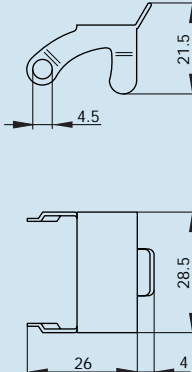
VDE  
SEV

100 pieces

safety brackets STASI 3,  
order no. 732 045-001

# RECTANGULAR CONNECTORS ST-SERIES

Rectangular connectors ST-series > Accessories ST-series

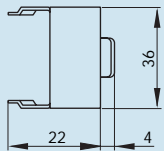
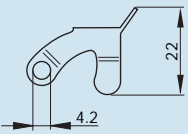
Type	STASI 2	STASI 3
Order No.	732 044-000	732 045-001
	 <p>Safety brackets for 2 + PE - versions</p>	 <p>Safety brackets for 3 + PE and 5 + PE - versions</p>
Drawing		
Material	tin-plated brass	tin-plated brass
Housing material		
Packing unit	100 pieces	100 pieces
Packaging unit		

## STASI 4

733 449-001



Safety brackets for 4 + PE - versions



tin-plated brass

100 pieces

# The universal item for the most demanding environments.

To New Zealand and back: the CA-/CM-series excels in every part of the world.



The powerful CA-/CM-series is a genuine all-rounder: the screw-locking industrial plug connector for all control cable connections in hydraulic and pneumatic systems and special machinery construction may be found in continuous and proportional valves as well as in testing and inspection devices in environmental technology. Even in far-away New Zealand, one does not have to look too hard to find it: In this case as a weighing device connection, this plug contributes to the determination of weights in agricultural technology.

With a housing made of impact-proof glass fiber-reinforced plastic, protected against dust and submerging, the CA-/CM-series can also be used in flow meters or dosing units – and in various other areas where only a VD-tested plug connector can do the job. The universal plug connector carries out other tasks with UL recognition (CA-series), for example as DC/AC converter for solar technology, in theater technology and in automatic outdoor advertising surfaces.

**Whether in general machinery manufacturing, in control technology, the electromedical field or in the chemical industry – the sky is the limit for the robust CA/CM-industrial connector.**

**Special screw-locking and additional internal strain relief ensure that the CA-/CM-series is highly vibration-proof and can therefore withstand even the highest stresses.**













# Circular connectors.

## Program overview CA-/CM-series.

Panel-mounted socket CA-series		Cable plug CA-series	
straight	angled	straight	angled
 <p>3-pole + PE from page 324 6-pole + PE from page 324</p>	 <p>3-pole + PE from page 325 6-pole + PE from page 325</p>	 <p>3-pole + PE from page 327 6-pole + PE from page 327</p>	 <p>3-pole + PE from page 328 6-pole + PE from page 328</p>

Panel-mounted socket CA-series	Panel-mounted connector CA-series
 <p>3-pole from page 325 6-pole from page 326</p>	 <p>3-pole from page 329 6-pole from page 329</p>



## Cable socket CM-series



4-pole from page 332  
5-pole from page 332  
6-pole from page 333  
7-pole from page 333  
14-pole from page 334  
17-pole from page 334

## Surface-mounted connector (with flange) CM-series



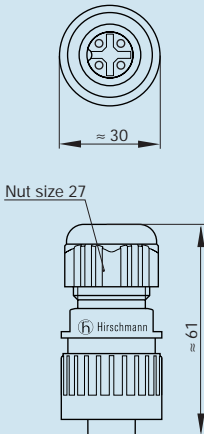
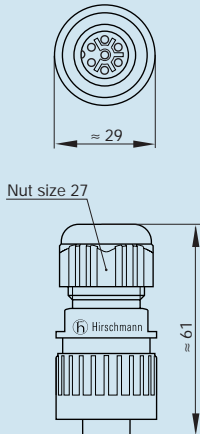





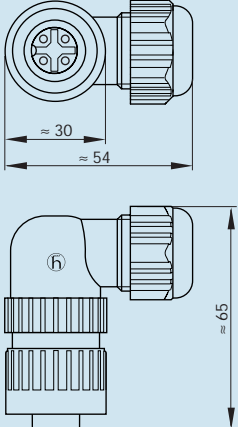
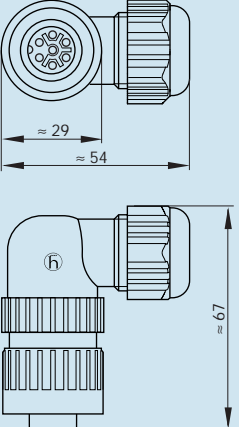
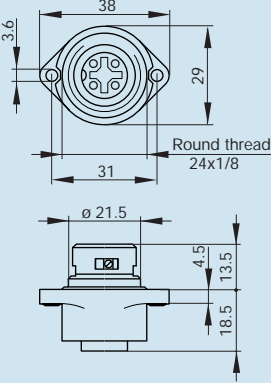
4-pole from page 335  
5-pole from page 335  
6-pole from page 336  
6-pole + PE from page 336  
8-pole + PE from page 338  
14-pole + PE from page 338  
17-pole + PE from page 339



# CIRCULAR CONNECTORS CA-SERIES


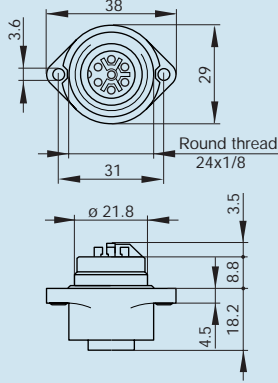
Circular connectors CA series > Cable socket and panel-mounted socket

Type	CA 3 LD	CA 6 LD
Order No.	934 125-100	934 127-100
	 <p>Straight cable socket, integrated strain relief</p>	 <p>Straight cable socket, integrated strain relief</p>
<b>Product description</b>		
Number of contacts	3 + PE	6 + PE
Cable gland	M 22x2	M 22x2
Cable diameter	6 mm to 12 mm	6 mm to 12 mm
Conductor size	max. 2.5 mm <sup>2</sup>	max. 0.75 mm <sup>2</sup>
Housing Color	black	black
<b>Drawing</b>		
<b>Technical data</b>		
Pin dimensions	2 mm	1.5 mm
Rated voltage	AC 400 V / DC 250 V	AC/DC 250 V
Rated current	DC 10 A / AC 16 A	10 A AC/DC
Contact resistance	≤ 3 mOhm	≤ 5 mOhm
Type of termination	screw	solder, concave pins
Mounting		
<b>Material</b>		
Contact surface material	Ag	Ag
Contact bearer material	PA 66-GF 25	PA 66-GF 25
Housing material	PA 66-GF 25	PA 66-GF 25
O-Ring	NBR	NBR
<b>Environmental conditions</b>		
Protection class (IEC 60529)	IP 67	IP 67
Pollution severity	3	3
Temperature range	-40 °C to +90 °C	-40 °C to +90 °C
<b>Inflammability class</b>		
Flammability, UL standard	94 V-0	94 V-0
<b>Approvals</b>		
UL	UL	UL
VDE	VDE	VDE
<b>Packing unit</b>		
Packaging unit	100 pieces	100 pieces
<b>Scope of delivery and accessories</b>		
Scope of delivery	1 cable socket, not assembled, assembly instructions	1 cable socket, not assembled, assembly instructions
Accessories to order separately	can be plugged into CA 3 LS, CA 3 GS; cap CA 00 SD 3, order no. 831 532-400	can be plugged into CA 6 LS, CA 6 GS; cap CA 00 SD 3, order no. 831 532-400

CA 3 W LD	CA 6 W LD	CA 3 GD
934 129-100  Angled cable socket, integrated strain relief	934 131-100  Angled cable socket, integrated strain relief	932 321-100  Panel-mounted socket with flange
3 + PE M 22x2 6 mm to 12 mm max. 2.5 mm <sup>2</sup> black	6 + PE M 22x2 6 mm to 12 mm max. 0.75 mm <sup>2</sup> black	3 + PE  max. 2.5 mm <sup>2</sup> black
		
2 mm AC 400 V / DC 250 V DC 10 A / AC 16 A ≤ 3 mOhm screw	1.5 mm AC/DC 250 V 10 A AC/DC ≤ 5 mOhm solder, concave pins	2 mm AC 400 V / DC 250 V DC 10 A / AC 16 A ≤ 3 mOhm screw flange
Ag PA 66-GF 25 PA 66-GF 25 NBR	Ag PA 66-GF 25 PA 66-GF 25 NBR	Ag PA 66-GF 25 PA 66-GF 25 NBR
IP 67 3 -40 °C to +90 °C	IP 67 3 -40 °C to +90 °C	IP 67 3 -40 °C to +90 °C
94 V-0	94 V-0	94 V-0
UL VDE	UL VDE	UL VDE
100 pieces	100 pieces	100 pieces
1 cable socket, not assembled, assembly instructions can be plugged into CA 3 LS, CA 3 GS; cap CA 00 SD 3, order no. 831 532-400	1 cable socket, not assembled, assembly instructions can be plugged into CA 6 LS, CA 6 GS; cap CA 00 SD 3, order no. 831 532-400	1 panel-mounted socket with sealing ring, in polyphene bag can be plugged into CA 3 LS; cap CA 00 SD 4, order no. 831 531-100



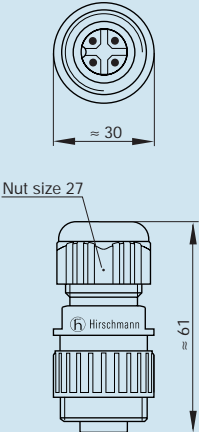
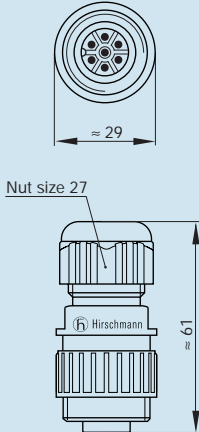
# CIRCULAR CONNECTORS CA-SERIES

Circular connectors CA series > Cable socket and panel-mounted socket

Type		CA 6 GD
Order No.	932 325-100	
	 <p>Panel-mounted socket with flange</p>	
<b>Product description</b>		
Number of contacts	6 + PE	
Cable gland		
Cable diameter	6 mm to 12 mm	
Conductor size	max. 0.75 mm <sup>2</sup>	
Housing Color	black	
<b>Drawing</b>		
<b>Technical data</b>		
Pin dimensions	1.5 mm	
Rated voltage	AC/DC 250 V	
Rated current	10 A AC/DC	
Contact resistance	≤ 5 mOhm	
Type of termination	solder, concave pins	
Mounting	flange	
<b>Material</b>		
Contact surface material	Ag	
Contact bearer material	PA 66-GF 25	
Housing material	PA 66-GF 25	
O-Ring	NBR	
<b>Environmental conditions</b>		
Protection class (IEC 60529)	IP 67	
Pollution severity	3	
Temperature range	-40 °C to +90 °C	
<b>Inflammability class</b>		
Flammability, UL standard	94 V-0	
<b>Approvals</b>		
UL	UL	
VDE	VDE	
<b>Packing unit</b>		
Packaging unit	100 pieces	
<b>Scope of delivery and accessories</b>		
Scope of delivery	1 panel-mounted socket with sealing ring, in polyphene bag	
Accessories to order separately	can be plugged into CA 6 LS; cap CA 00 SD 4, order no. 831 531-100	



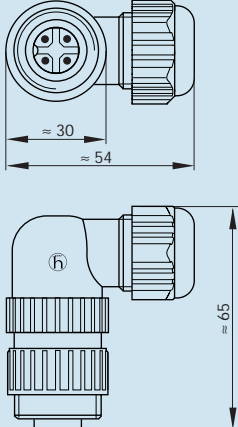
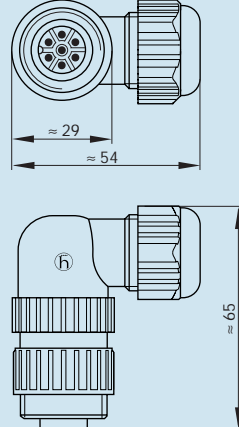
# CIRCULAR CONNECTORS CA-SERIES

## Circular connectors CA series > Cable plug and panel-mounted connector

Type	CA 3 LS	CA 6 LS
Order No.	934 124-100	934 126-100
		
	Straight cable plug, integrated strain relief	Straight cable plug, integrated strain relief
<b>Product description</b>		
Number of contacts	3 + PE	6 + PE
Cable gland	M 22x2	M 22x2
Cable diameter	6 mm to 12 mm	6 mm to 12 mm
Conductor size	max. 2.5 mm <sup>2</sup>	max. 0.75 mm <sup>2</sup>
Housing Color	black	black
<b>Drawing</b>		
<b>Technical data</b>		
Pin dimensions	2 mm	1.5 mm
Rated voltage	AC 400 V / DC 250 V	AC/DC 250 V
Rated current	DC 10 A / AC 16 A	10 A AC/DC
Contact resistance	≤ 3 mOhm	≤ 5 mOhm
Type of termination	screw	solder, concave pins
Mounting		
<b>Material</b>		
Contact surface material	Ag	Ag
Contact bearer material	PA 66-GF 25	PA 66-GF 25
Housing material	PA 66-GF 25	PA 66-GF 25
O-Ring	NBR	NBR
<b>Environmental conditions</b>		
Protection class (IEC 60529)	IP 67	IP 67
Pollution severity	3	3
Temperature range	-40 °C to +90 °C	-40 °C to +90 °C
<b>Inflammability class</b>		
Flammability, UL standard	94 V-0	94 V-0
<b>Approvals</b>		
UL	UL	UL
VDE	VDE	VDE
<b>Packing unit</b>		
Packaging unit	100 pieces	100 pieces
<b>Scope of delivery and accessories</b>		
Scope of delivery	1 cable plug, not assembled, assembly instructions	1 cable plug, not assembled, assembly instructions
Accessories to order separately	can be plugged into CA 3 LD, CA 3 GD; cap CA 00 SD 1, order no. 831 530-400	can be plugged into CA 6 LD, CA 6 GD; cap CA 00 SD 1, order no. 831 530-400

# CIRCULAR CONNECTORS CA-SERIES

## Circular connectors CA series > Cable plug and panel-mounted connector

Type	CA 3 W LS	CA 6 W LS
Order No.	934 128-100	934 130-100
		
	Angled cable plug, integrated strain relief	Angled cable plug, integrated strain relief
<b>Product description</b> Number of contacts Cable gland Cable diameter Conductor size Housing Color	3 + PE M 22x2 6 mm to 12 mm max. 2.5 mm <sup>2</sup> black	6 + PE M 22x2 6 mm to 12 mm max. 0.75 mm <sup>2</sup> black
<b>Drawing</b>		
<b>Technical data</b> Pin dimensions Rated voltage Rated current Contact resistance Type of termination Mounting	2 mm AC 400 V / DC 250 V DC 10 A / AC 16 A ≤ 3 mOhm screw	1.5 mm AC/DC 250 V 10 A AC/DC ≤ 5 mOhm solder, concave pins
<b>Material</b> Contact surface material Contact bearer material Housing material O-Ring	Ag PA 66-GF 25 PA 66-GF 25 NBR	Ag PA 66-GF 25 PA 66-GF 25 NBR
<b>Environmental conditions</b> Protection class (IEC 60529) Pollution severity Temperature range	IP 67 3 -40 °C to +90 °C	IP 67 3 -40 °C to +90 °C
<b>Inflammability class</b> Flammability, UL standard	94 V-0	94 V-0
<b>Approvals</b> UL VDE	UL VDE	UL VDE
<b>Packing unit</b> Packaging unit	100 pieces	100 pieces
<b>Scope of delivery and accessories</b> Scope of delivery  Accessories to order separately	1 cable plug, not assembled, assembly instructions can be plugged into CA 3 LD, CA 3 GD; cap CA 00 SD 1, order no. 831 530-400	1 cable plug, not assembled, assembly instructions can be plugged into CA 6 LD, CA 6 GD; cap CA 00 SD 1, order no. 831 530-400



### CA 3 GS

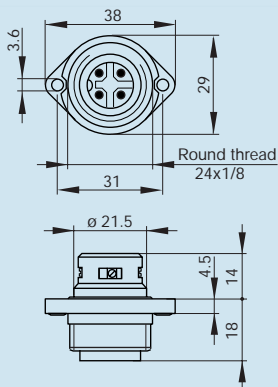
932 322-100



Panel-mounted connector with flange

3 + PE

max. 2.5 mm<sup>2</sup>  
black



### CA 6 GS

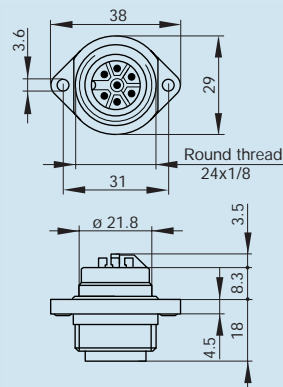
932 326-100



Panel-mounted connector with flange

6 + PE

max. 0.75 mm<sup>2</sup>  
black



2 mm  
AC 400 V / DC 250 V  
DC 10 A / AC 16 A  
≤ 3 mOhm  
screw  
flange

1.5 mm  
AC/DC 250 V  
10 A AC/DC  
≤ 5 mOhm  
solder, concave pins  
flange

Ag  
PA 66-GF 25  
PA 66-GF 25  
NBR

Ag  
PA 66-GF 25  
PA 66-GF 25  
NBR

IP 67  
3  
-40 °C to +90 °C

IP 67  
3  
-40 °C to +90 °C

94 V-0

94 V-0

UL  
VDE

UL  
VDE

100 pieces

100 pieces

1 panel-mounted connector with sealing ring,  
in polyphene bag  
can be plugged into CA 3 LD;  
cap CA 00 SD 2,  
order no. 831 529-100

1 panel-mounted connector with sealing ring,  
in polyphene bag  
can be plugged into CA 6 LD;  
cap CA 00 SD 2,  
order no. 831 529-100

# CIRCULAR CONNECTORS CA-SERIES

Circular connectors CA series > Accessories CA-series

Type	CA 00 SD 1	CA 00 SD 2
Order No.	831 530-400	831 529-100
	 <p>Protection cap for cable plugs with variable loop.</p>	 <p>Protection cap for panel-mounted connectors with fixed loop.</p>
<b>Product description</b>		
Number of contacts	for 3 + PE and 6 + PE	for 3 + PE and 6 + PE
Housing Color	black	black
<b>Drawing</b>		
	 <p>360° turnable</p>	 <p>360° turnable</p>
<b>Material</b>		
Housing material	PA 66-GF 25	PA 66-GF 25
<b>Packing unit</b>		
Packaging unit	100 pieces	100 pieces
<b>Scope of delivery and accessories</b>		
Scope of delivery	1 cap with internal thread, nylon loop	1 cap with internal thread, nylon loop
Accessories to order separately	can be plugged into CA 3 LS, CA 6 LS	can be plugged into CA 3 GS, CA 6 GS

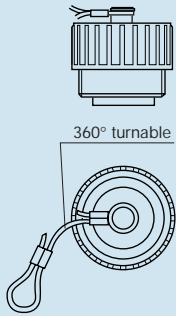
**CA 00 SD 3**

831 532-400



Protection cap for cable sockets with variable loop.

for 3 + PE and 6 + PE  
black



PA 66-GF 25

100 pieces

1 cap with external thread, nylon loop can be plugged into CA 3 LD, CA 6 LD

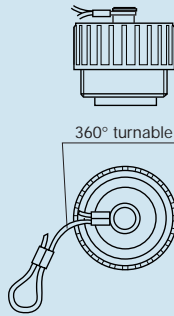
**CA 00 SD 4**

831 531-100



Protection cap for panel-mounted sockets with fixed loop.

for 3 + PE and 6 + PE  
black





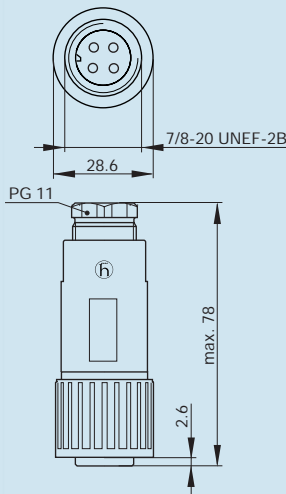
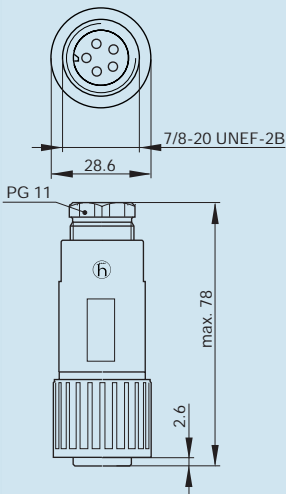
PA 66-GF 25




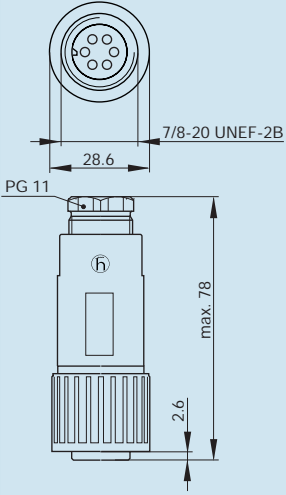
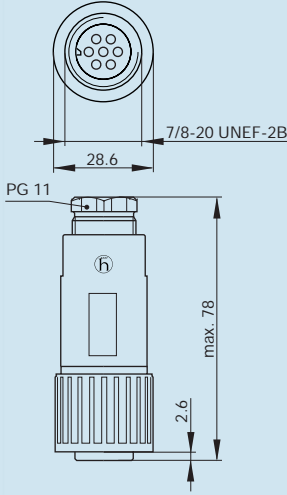
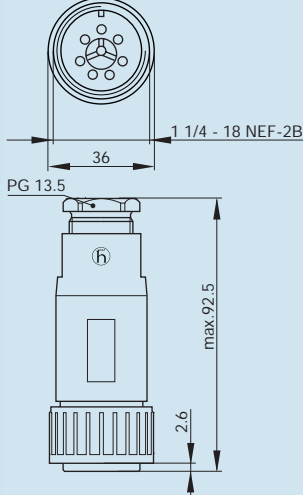
100 pieces

1 cap with external thread, nylon loop can be plugged into CA 3 GD, CA 6 GD

# CIRCULAR CONNECTORS CM-SERIES



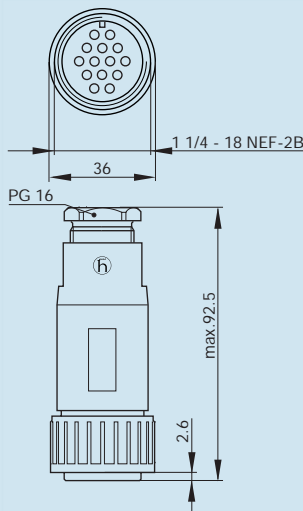
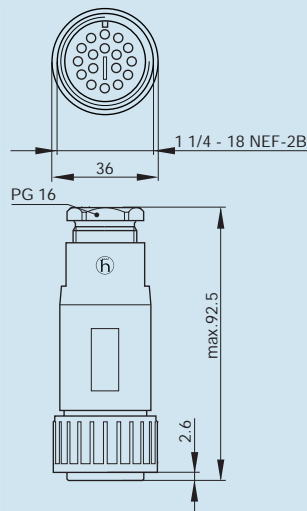
## Circular connector CM-series > Cable socket

Type	CM 06 EA 14S-2 S	CM 06 EA 14S-5 S
Order No.	932 457-100	932 841-100
	 <p>Straight cable socket, strain relief by means of a clamp</p>	 <p>Straight cable socket, strain relief by means of a clamp</p>
<b>Product description</b>		
Number of contacts	4	5
Cable gland	PG 11	PG 11
Cable diameter	8 mm to 10 mm	8 mm to 10 mm
Conductor size	max. 1 mm <sup>2</sup>	max. 1 mm <sup>2</sup>
Standard	MIL-C 5015 bzw. VG 95 342	MIL-C 5015 bzw. VG 95 342
Housing Color	black	black
<b>Drawing</b>		
<b>Technical data</b>		
Pin dimensions	1.6 mm	1.6 mm
Rated voltage	AC/DC 50 V	AC/DC 50 V
Rated current	10 A	10 A
Contact resistance	≤ 5 mOhm	≤ 5 mOhm
Type of termination	solder	solder
Shell size	14S	14S
<b>Material</b>		
Contact surface material	Ag	Ag
Contact bearer material	PA 66-GF 25	PA 66-GF 25
Housing material	PA 66-GF 25	PA 66-GF 25
O-Ring	NBR	NBR
<b>Environmental conditions</b>		
Protection class (IEC 60529)	IP 67	IP 67
Pollution severity	3	3
Temperature range	-40 °C to +90 °C	-40 °C to +90 °C
Anbaufächentemperatur	up to 100 °C	up to 100 °C
<b>Inflammability class</b>		
Flammability, UL standard	94 V-1	94 V-1
<b>Packing unit</b>		
Packaging unit	100 pieces	100 pieces
<b>Scope of delivery and accessories</b>		
Scope of delivery	1 cable socket, not assembled, assembly instructions can be plugged into CM 02 E 14S-2 P;	1 cable socket, not assembled, assembly instructions can be plugged into CM 02 E 14S-5 P;
Accessories to order separately	cap CM 06 SD 14S, order no. 831 621-100	cap CM 06 SD 14S, order no. 831 621-100

CM 06 EA 14S-6 S	CM 06 EA 14S-61 S	CM 06 EA 20-7 S
<p>932 458-100</p>  <p>Straight cable socket, strain relief by means of a clamp</p>	<p>932 460-100</p>  <p>Straight cable socket, strain relief by means of a clamp</p>	<p>932 842-100</p>  <p>Straight cable socket, strain relief by means of a clamping cage</p>
<p>6 PG 11 8 mm to 10 mm max. 1 mm<sup>2</sup> MIL-C 5015 bzw. VG 95 342 black</p>	<p>6 + PE PG 11 8 mm to 10 mm max. 1 mm<sup>2</sup> MIL-C 5015 bzw. VG 95 342 black</p>	<p>7 PG 13,5 10 mm to 12 mm max. 1.5 mm<sup>2</sup> MIL-C 5015 bzw. VG 95 342 black</p>
		
<p>1.6 mm AC/DC 50 V 10 A ≤ 5 mOhm solder 14S</p>	<p>1.6 mm AC/DC 50 V 10 A ≤ 5 mOhm solder 14S</p>	<p>1.6 mm AC/DC 50 V 10 A ≤ 5 mOhm solder 20</p>
<p>Ag PA 66-GF 25 PA 66-GF 25 NBR</p>	<p>Ag PA 66-GF 25 PA 66-GF 25 NBR</p>	<p>Ag PA 66-GF 25 PA 66-GF 25 NBR</p>
<p>IP 67 3 -40 °C to +90 °C up to 100 °C</p>	<p>IP 67 3 -40 °C to +90 °C up to 100 °C</p>	<p>IP 67 3 -40 °C to +90 °C up to 100 °C</p>
<p>94 V-1</p>	<p>94 V-1</p>	<p>94 V-1</p>
<p>100 pieces</p>	<p>100 pieces</p>	<p>100 pieces</p>
<p>1 cable socket, not assembled, assembly instructions can be plugged into CM 02 E 14S-6 P; cap CM 06 SD 14S, order no. 831 621-100</p>	<p>1 cable socket, not assembled, assembly instructions can be plugged into CM 02 E 14S-61 P, CM 02 L 14S-61 P (Metall), CM 02 L 14S-61 P F (Metall); cap CM 06 SD 14S, order no. 831 621-100</p>	<p>1 cable socket, not assembled, assembly instructions can be plugged into CM 02 E 20-7 P; cap CM 06 SD 20, order no. 831 767-100</p>



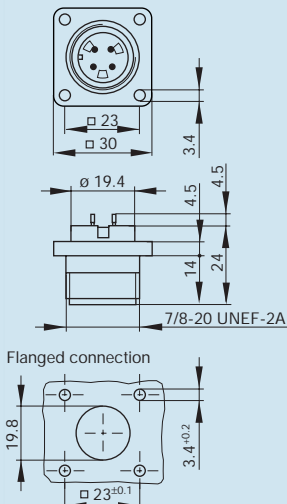
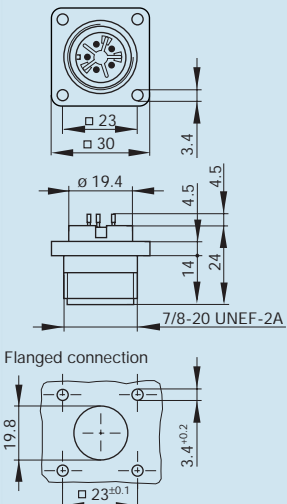
# CIRCULAR CONNECTORS CM-SERIES

## Circular connector CM-series > Cable socket

Type	CM 06 EA 20-27 S	CM 06 EA 20-29 S
Order No.	933 067-100	933 068-100
	 <p>Straight cable socket, strain relief by means of a clamping cage</p>	 <p>Straight cable socket, strain relief by means of a clamping cage</p>
<b>Product description</b>		
Number of contacts	14	17
Cable gland	PG 16	PG 16
Cable diameter	12 mm to 14 mm	12 mm to 14 mm
Conductor size	max. 1.5 mm <sup>2</sup>	max. 1.5 mm <sup>2</sup>
Standard	MIL-C 5015 bzw. VG 95 342	MIL-C 5015 bzw. VG 95 342
Housing Color	black	black
<b>Drawing</b>		
<b>Technical data</b>		
Pin dimensions	1.6 mm	1.6 mm
Rated voltage	AC/DC 50 V	AC/DC 50 V
Rated current	5 A	4 A
Contact resistance	≤ 5 mOhm	≤ 5 mOhm
Type of termination	solder	solder
Shell size	20	20
<b>Material</b>		
Contact surface material	Ag	Ag
Contact bearer material	PA 66-GF 25	PA 66-GF 25
Housing material	PA 66-GF 25	PA 66-GF 25
O-Ring	NBR	NBR
<b>Environmental conditions</b>		
Protection class (IEC 60529)	IP 67	IP 67
Pollution severity	3	3
Temperature range	-40 °C to +90 °C	-40 °C to +90 °C
Anbauflächentemperatur	up to 100 °C	up to 100 °C
<b>Inflammability class</b>		
Flammability, UL standard	94 V-1	94 V-1
<b>Packing unit</b>		
Packaging unit	100 pieces	100 pieces
<b>Scope of delivery and accessories</b>		
Scope of delivery	1 cable socket, not assembled, assembly instructions can be plugged into CM 02 E 20-27 P; cap CM 06 SD 20, order no. 831 767-100	1 cable socket, not assembled, assembly instructions can be plugged into CM 02 E 20-29 P; cap CM 06 SD 20, order no. 831 767-100
Accessories to order separately		



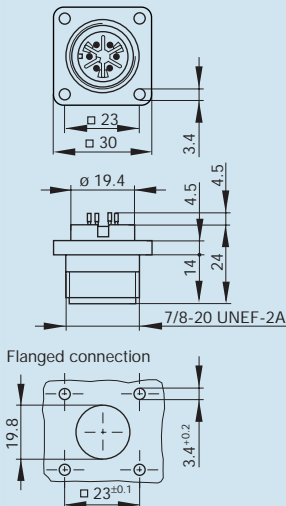
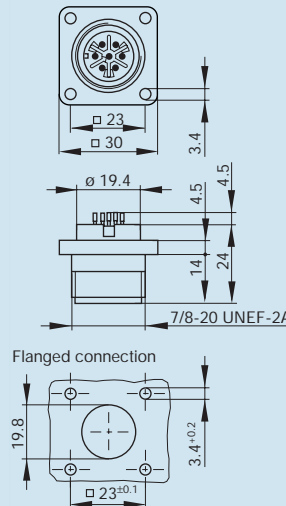
# CIRCULAR CONNECTORS CM-SERIES

## Circular connector CM-series > Surface mounted connector




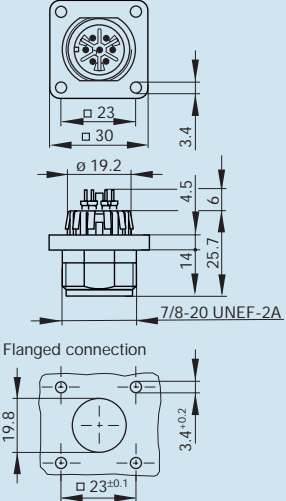
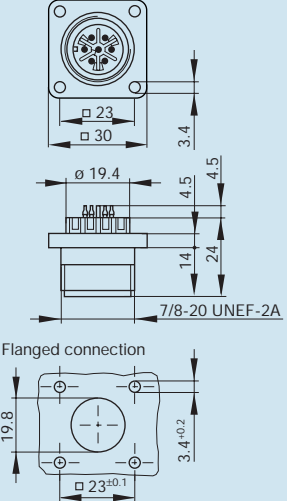
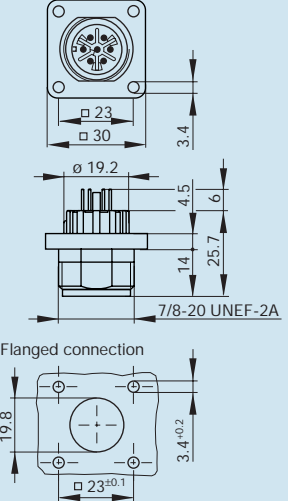
Type	CM 02 E 14S-2 P	CM 02 E 14S-5 P
Order No.	932 449-100	932 843-100
		
	Surface mounted connector, with flange, with solder bucket	Surface mounted connector, with flange, with solder bucket
<b>Product description</b>		
Number of contacts	4	5
Cable diameter		
Conductor size	max. 1 mm <sup>2</sup>	max. 1 mm <sup>2</sup>
Standard	MIL-C 5015 bzw. VG 95 342	MIL-C 5015 bzw. VG 95 342
Housing Color	black	black
<b>Drawing</b>		
<b>Technical data</b>		
Pin dimensions	1.6 mm	1.6 mm
Rated voltage	AC/DC 50 V	AC/DC 50 V
Rated current	10 A	10 A
Contact resistance	≤ 5 mOhm	≤ 5 mOhm
Type of termination	solder	solder
Shell size	14S	14S
Mounting	screws	screws
<b>Material</b>		
Contact surface material	Ag	Ag
Contact bearer material	PA 66-GF 25	PA 66-GF 25
Housing material	PA 66-GF 25	PA 66-GF 25
O-Ring		
<b>Environmental conditions</b>		
Protection class (IEC 60529)	IP 67	IP 67
Pollution severity	3	3
Temperature range	-40 °C to +90 °C	-40 °C to +90 °C
Anbaufächentemperatur	up to 100 °C	up to 100 °C
<b>Inflammability class</b>		
Flammability, UL standard	94 V-1	94 V-1
<b>Packing unit</b>		
Packaging unit	100 pieces	100 pieces
<b>Scope of delivery and accessories</b>		
Scope of delivery	1 surface mounted connector can be plugged into CM 06 EA 14S-2 S;	1 surface mounted connector can be plugged into CM 06 EA 14S-5 S;
Accessories to order separately	flat gasket CM 02 D 14S, order no. 733 321-002; cap CM 02 SD 14S, order no. 831 620-100; protective cover SHK 1, order no. 733 849-001	flat gasket CM 02 D 14S, order no. 733 321-002; cap CM 02 SD 14S, order no. 831 620-100; protective cover SHK 1, order no. 733 849-001

# CIRCULAR CONNECTORS CM-SERIES

Circular connector CM-series > Surface mounted connector



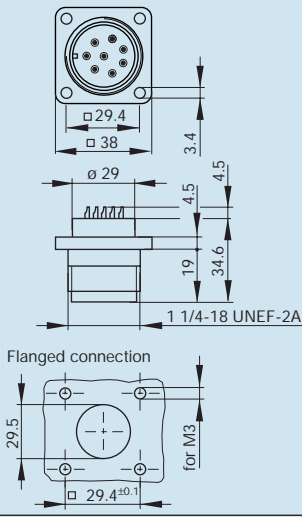
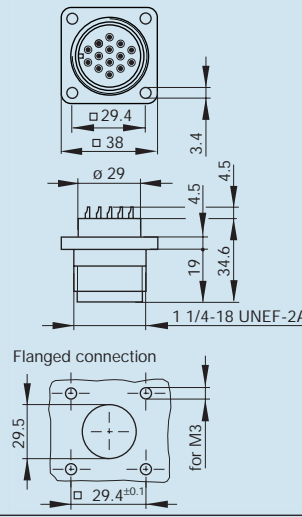
Type	CM 02 E 14S-6 P	CM 02 E 14S-61 P
Order No.	932 451-100	932 455-100
	 <p>Surface mounted connector, with flange, with solder bucket</p>	 <p>Surface mounted connector, with flange, with solder bucket</p>
<b>Product description</b>		
Number of contacts	6	6 + PE
Cable diameter		
Conductor size	max. 1 mm <sup>2</sup>	max. 1 mm <sup>2</sup>
Standard	MIL-C 5015 bzw. VG 95 342	MIL-C 5015 bzw. VG 95 342
Housing Color	black	black
<b>Drawing</b>		
<b>Technical data</b>		
Pin dimensions	1.6 mm	1.6 mm
Rated voltage	AC/DC 50 V	AC/DC 50 V
Rated current	10 A	10 A
Contact resistance	≤ 5 mOhm	≤ 5 mOhm
Type of termination	solder	solder
Shell size	14S	14S
Mounting	screws	screws
<b>Material</b>		
Contact surface material	Ag	Ag
Contact bearer material	PA 66-GF 25	PA 66-GF 25
Housing material	PA 66-GF 25	PA 66-GF 25
O-Ring		
<b>Environmental conditions</b>		
Protection class (IEC 60529)	IP 67	IP 67
Pollution severity	3	3
Temperature range	-40 °C to +90 °C	-40 °C to +90 °C
Anbaufächentemperatur	up to 100 °C	up to 100 °C
<b>Inflammability class</b>		
Flammability, UL standard	94 V-1	94 V-1
<b>Packing unit</b>		
Packaging unit	100 pieces	100 pieces
<b>Scope of delivery and accessories</b>		
Scope of delivery	1 surface mounted connector can be plugged into CM 06 EA 14S-6 S;	1 surface mounted connector can be plugged into CM 06 EA 14S-61 S;
Accessories to order separately	flat gasket CM 02 D 14S, order no. 733 321-002; cap CM 02 SD 14S, order no. 831 620-100; protective cover SHK 1, order no. 733 849-001	flat gasket CM 02 D 14S, order no. 733 321-002; cap CM 02 SD 14S, order no. 831 620-100; protective cover SHK 1, order no. 733 849-001



CM 02 L 14S-61 P Metall/metal	CM 02 L 14S-61 P F	CM 02 L 14S-61 P F Metall/metal
<p>934 390-001</p>  <p>Surface mounted connector, with flange, with filter selection 6 x 1 nF</p>	<p>932 988-100</p>  <p>Surface mounted connector, with flange, with filter selection 6 x 1 nF</p>	<p>934 391-001</p>  <p>Surface mounted connector, with flange, with soldering pin</p>
<p>6 + PE with filter</p> <p>MIL-C 5015 bzw. VG 95 342 black</p>	<p>6 + PE with with filter</p> <p>max. 1 mm<sup>2</sup> MIL-C 5015 bzw. VG 95 342 black</p>	<p>6 + PE</p> <p>MIL-C 5015 bzw. VG 95 342 black</p>
		
<p>1.6 mm AC/DC 50 V 10 A ≤ 5 mOhm solder 14S screws</p>	<p>1.6 mm AC/DC 50 V 2 A ≤ 5 mOhm solder 14S screws</p>	<p>1.6 mm AC/DC 50 V 2 A ≤ 5 mOhm solder 14S screws</p>
<p>Ag PA 66-GF 25 Zn Al/Ni</p>	<p>Ag PA 66-GF 25 PA 66-GF 25</p>	<p>Ag PA 66-GF 25 Zn Al/Ni</p>
<p>IP 67 3 -40 °C to +90 °C up to 100 °C</p>	<p>IP 67 3 -40 °C to +90 °C up to 100 °C</p>	<p>IP 67 3 -40 °C to +90 °C up to 100 °C</p>
<p>94 V-1</p> <p>100 pieces</p>	<p>94 V-1</p> <p>100 pieces</p>	<p>94 V-1</p> <p>100 pieces</p>
<p>1 surface mounted connector can be plugged into CM 06 EA 14S-61 S; flat gasket CM 02 D 14S, order no. 733 321-002; cap CM 02 SD 14S, order no. 831 620-100; Schutzhaube SHK 1, order no. 733 849-001</p>	<p>1 surface mounted connector can be plugged into CM 06 EA 14S-61 S; flat gasket CM 02 D 14S, order no. 733 321-002; cap CM 02 SD 14S, order no. 831 620-100; protective cover SHK 1, order no. 733 849-001</p>	<p>1 surface mounted connector can be plugged into CM 06 EA 14S-61 S; flat gasket CM 02 D 14S, order no. 733 321-002; cap CM 02 SD 14S, order no. 831 620-100; protective cover SHK 1, order no. 733 849-001</p>

# CIRCULAR CONNECTORS CM-SERIES

Circular connector CM-series > Surface mounted connector

Type	CM 02 E 20-7 P	CM 02 E 20-27 P
Order No.	932 845-100	933 062-100
	 <p>Surface mounted connector, with flange, with solder bucket</p>	 <p>Surface mounted connector, with flange, with solder bucket</p>
<b>Product description</b>		
Number of contacts	8 + PE	14 + PE
Cable diameter		
Conductor size	max. 1.5 mm <sup>2</sup>	max. 1.5 mm <sup>2</sup>
Standard	MIL-C 5015 bzw. VG 95 342	MIL-C 5015 bzw. VG 95 342
Housing Color	black	black
<b>Drawing</b>		
<b>Technical data</b>		
Pin dimensions	1.6 mm	1.6 mm
Rated voltage	AC/DC 50 V	AC/DC 50 V
Rated current	10 A	10 A
Contact resistance	≤ 5 mOhm	≤ 5 mOhm
Type of termination	solder	solder
Shell size	20	20
Mounting	screws	screws
<b>Material</b>		
Contact surface material	Ag	Ag
Contact bearer material	PA 66-GF 25	PA 66-GF 25
Housing material	PA 66-GF 25	PA 66-GF 25
O-Ring		
<b>Environmental conditions</b>		
Protection class (IEC 60529)	IP 67	IP 67
Pollution severity	3	3
Temperature range	-40 °C to +90 °C	-40 °C to +90 °C
Anbauflächentemperatur	up to 100 °C	up to 100 °C
<b>Inflammability class</b>		
Flammability, UL standard	94 V-1	94 V-1
<b>Packing unit</b>		
Packaging unit	100 pieces	100 pieces
<b>Scope of delivery and accessories</b>		
Scope of delivery	1 surface mounted connector can be plugged into CM 06 EA 20-7S;	1 surface mounted connector can be plugged into CM 06 EA 20-27S;
Accessories to order separately	flat gasket CM 02 D 20, order no. 733 818-002; cap CM 02 SD 20, order no. 831 766-100	flat gasket CM 02 D 20, order no. 733 818-002; cap CM 02 SD 20, order no. 831 766-100;

## CM 02 E 20-29 P

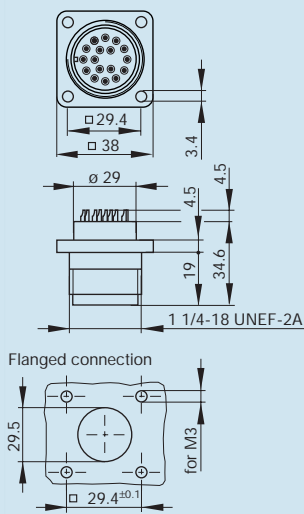
933 063-100



Surface mounted connector, with flange,  
with solder bucket

17 + PE

max. 1.5 mm<sup>2</sup>  
MIL-C 5015 bzw. VG 95 342  
black



1.6 mm  
AC/DC 50 V  
4 A  
≤ 5 mOhm  
solder  
20  
screws

Ag  
PA 66-GF 25  
PA 66-GF 25

IP 67  
3  
-40 °C to +90 °C  
up to 100 °C



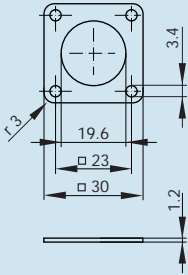
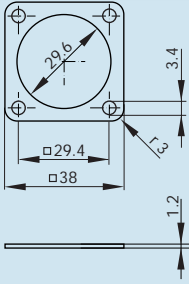
94 V-1




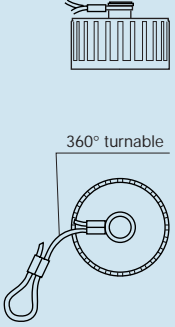
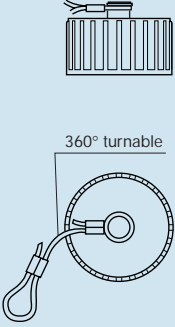
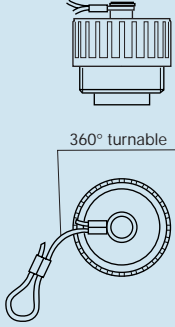
100 pieces

1 surface mounted connector  
can be plugged into  
CM 06 EA 20-27S;  
flat gasket CM 02 D 20,  
order no. 733 818-002;  
cap CM 02 SD 20,  
order no. 831 766-100

# CIRCULAR CONNECTORS CM-SERIES


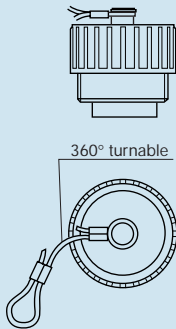
Circular connector CM-series > Accessories CM-series

Type	CM 02 D 14S	CM 02 D 20
Order No.	733 321-002	733 818-002
		
	Gasket, NBR (nitrile rubber)	Gasket, NBR (nitrile rubber)
<b>Product description</b> Number of contacts Housing Color	brown	brown
<b>Drawing</b>		
<b>Technical data</b> Type of termination		
<b>Material</b> Housing material O-Ring	NBR (nitrile rubber)	NBR (nitrile rubber)
<b>Environmental conditions</b> Temperature range	-40 °C to +90 °C	-40 °C to +90 °C
<b>Packing unit</b> Packaging unit	100 pieces	100 pieces
<b>Scope of delivery and accessories</b> Scope of delivery	1 flat gasket	1 flat gasket
Accessories to order separately	can be plugged into CM 02 E 14S-..., CM 02 L 14S-...	can be plugged into CM 02 E 20-...

CM 02 SD 14S	CM 02 SD 20	CM 06 SD 14S
<p>831 620-100</p>  <p>Cap for surface mounted connector</p>	<p>831 766-100</p>  <p>Cap for surface mounted connector</p>	<p>831 621-100</p>  <p>Cap for cable sockets</p>
<p>for 3, 4, 5, 6, 6 + PE black</p>	<p>for 7, 8, 14, 17 black</p>	<p>for 3, 4, 5, 6, 6 + PE black</p>
 <p>360° turnable</p>	 <p>360° turnable</p>	 <p>360° turnable</p>
<p>screw</p>	<p>screw</p>	<p>screw</p>
<p>PA 66-GF 25</p>	<p>PA 66-GF 25</p>	<p>PA 66-GF 25</p>
<p>-40 °C to +90 °C</p>	<p>-40 °C to +90 °C</p>	<p>-40 °C to +90 °C</p>
<p>100 pieces</p>	<p>100 pieces</p>	<p>100 pieces</p>
<p>cap with internal thread, nylon loop can be plugged into CM 02 E 14S-..., CM 02 L 14S-...</p>	<p>cap with internal thread, nylon loop can be plugged into CM 02 E 20-..., CM 02 L 20-...</p>	<p>1 cap with external thread, nylon loop can be plugged into CM 06 EA 14S-..., CM 02 L 14S-...</p>

# CIRCULAR CONNECTORS CM-SERIES


Circular connector CM-series > Accessories CM-series

<b>Type</b>		<b>CM 06 SD 20</b>
Order No.	831 767-100	
		
	Cap for cable sockets	
<b>Product description</b>		
Number of contacts	for 7, 8, 14, 17	
Housing Color	black	
<b>Drawing</b>		
		
<b>Technical data</b>		
Type of termination	screw	
<b>Material</b>		
Housing material	PA 66-GF 25	
O-Ring		
<b>Environmental conditions</b>		
Temperature range	-40 °C to +90 °C	
<b>Packing unit</b>		
Packaging unit	100 pieces	
<b>Scope of delivery and accessories</b>		
Scope of delivery	1 cap with external thread, nylon loop	
Accessories to order separately	can be plugged into CM 06 EA 20-...	



# Where metal is concerned, you need our robust model.

Never down and out: the NR-series.



The impact-proof, fracture-proof, glass fiber-reinforced housing of the NR-series is practically indestructible. Because of these highly robust characteristics, this circular connector is able to excel, thanks to its compact design, and can be used in many ways on the basis of various structural designs. The built-in housing can be supplied with a flange if so desired or for installation in a variety of PG and metric threads and in all cases with freely selectable cable output. Thanks to crimping technology, it is also possible to use it without any problems in installations that are subject to a lot of vibration stress. The highly resistant circular connector can easily withstand extreme environmental

conditions as well as vibrations and is therefore a preferred item in conveyor installations. The transmission of control and regulation signals, such as in hydraulic and pneumatic systems, the drives of machine tools as well as the connection of small gears and pump drives are other preferred task areas for the NR-series which is also suitable for the connection of shielded cables.

**The NR-series can also be installed very quickly and easily in industrial conditions using crimping technology – BO crimping with strain relief is provided through the insulation.**

**Additional information: The installation, connecting terminal and material of circular connectors of the NR-series satisfy the requirements of EN 175201-804.**







# Circular connectors.



## Program overview NR-series.

Cable socket		
unwired		wired
straight	angled	straight
 6-pole + PE from page 348 11-pole + PE from page 349	 6-pole + PE from page 350 11-pole + PE from page 351	 6-pole + PE from page 348 11-pole + PE from page 349



Panel-mounted socket
 6-pole + PE from page 352 11-pole + PE from page 353



## Cable plug

unwired	
straight	angled
 <p>6-pole + PE from page 354 11-pole + PE from page 355</p>	 <p>6-pole + PE from page 354</p>



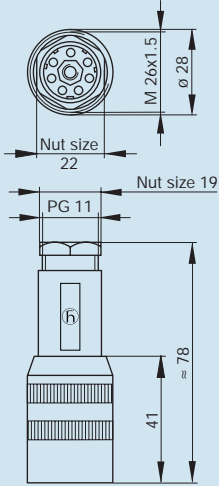
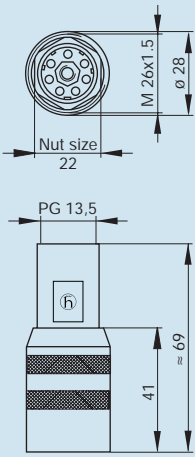
Panel-mounted connector	Surface-mounted connector
-------------------------	---------------------------




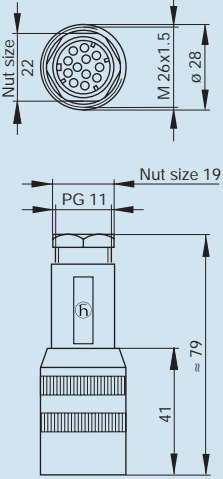
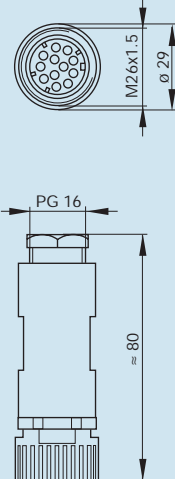
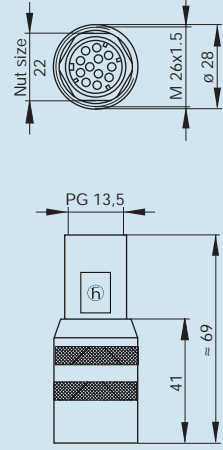
 <p>6-pole + PE from page 356 11-pole + PE from page 359</p>	 <p>6-pole + PE from page 361 11-pole + PE from page 362</p>
--	---



# CIRCULAR CONNECTORS NR-SERIES



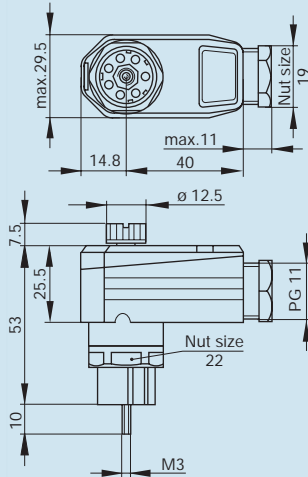
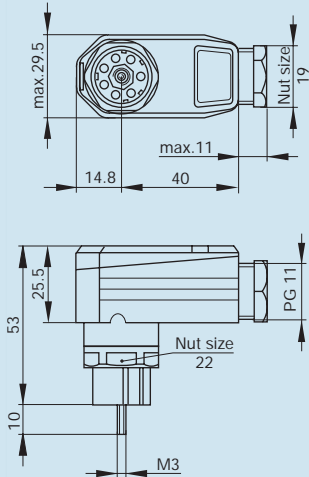
## Circular connectors NR-series > Straight cable socket

Type	N6R EF	N6R EF S
Order No.	931 720-001	933 711-001
	 <p>Straight cable socket, strain relief by means of a clamping cage</p>	 <p>Straight cable socket, shielded,</p>
<b>Product description</b> Type of contact Number of contacts Cable gland Cable diameter Conductor size Standard Housing Color	female 6 + PE PG 11 7 mm to 9 mm max. 1.5 mm <sup>2</sup> DIN 43651 grey	female 6 + PE PG 13.5  max. 1.5 mm <sup>2</sup> DIN 43651 metallic
<b>Drawing</b>		
<b>Technical data</b> Pin dimensions Rated voltage Rated current Contact resistance Type of termination Suitable cables	1.6 mm AC/DC 250 V 10 A ≤ 5 mOhm crimp 0.5 mm <sup>2</sup> to 1.5 mm <sup>2</sup>	1.6 mm AC 25 V / DC 50 V 10 A ≤ 5 mOhm crimp 0.5 mm <sup>2</sup> to 1.5 mm <sup>2</sup>
<b>Material</b> Contact surface material Contact bearer material Housing material	Ag PET PET	Ag PET
<b>Environmental conditions</b> Protection class (IEC 60529) Temperature range	IP 65 -40 °C to +90 °C	IP 65 -40 °C to +90 °C
<b>Packing unit</b> Packaging unit	10 pieces	10 pieces
<b>Scope of delivery and accessories</b> Scope of delivery  Accessories to order separately	1 cable sockets, not assembled, in polythene bag, with assembly instructions can be plugged into N6R AM, N6R AM..., N6R BM..., N6R DM coding NC6, order no. 831 002-011 contacts: RBC 162	1 cable sockets, not assembled, in polythene bag, with assembly instructions can be plugged into N6R BM FA S; EMV-PG-cable gland N6R-41 order no. 734 605-001 EMV-PG-cable gland N6R-42 order no. 734 606-001 coding NC 6, order no. 831 002-011 contacts: RBC 162

N11R EF	N11R EF F	N11R EF S
<p>932 630-106</p>  <p>Straight cable socket, strain relief by means of a clamping cage</p>	<p>933 101-100</p>  <p>Straight cable socket, strain relief by means of a clamping cage</p>	<p>933 700-001</p>  <p>Straight cable socket, shielded,</p>
<p>female 11 + PE PG 11 8 mm to 10 mm max. 0.5 mm<sup>2</sup> DIN 43651 grey</p>	<p>female 11 + PE PG 16 12 mm to 14 mm max. 0.5 mm<sup>2</sup> DIN 43651 black</p>	<p>female 11 + PE PG 13.5  max. 0.5 mm<sup>2</sup> DIN 43651 metallic</p>
		
<p>1.6 mm AC/DC 60 V 5 A ≤ 5 mOhm crimp 0.14 mm<sup>2</sup> to 0.5 mm<sup>2</sup></p>	<p>1.6 mm AC/DC 60 V 5 A ≤ 5 mOhm crimp 0.14 mm<sup>2</sup> to 0.5 mm<sup>2</sup></p>	<p>1.6 mm AC 25 V / DC 50 V 5 A ≤ 5 mOhm crimp 0.14 mm<sup>2</sup> to 0.5 mm<sup>2</sup></p>
<p>Ag PET PET</p>	<p>Ag PET PET</p>	<p>Ag PET</p>
<p>IP 65 -40 °C to +90 °C</p>	<p>IP 65 -40 °C to +90 °C</p>	<p>IP 65 -40 °C to +90 °C</p>
<p>10 pieces</p>	<p>10 pieces</p>	<p>10 pieces</p>
<p>1 cable sockets, not assembled, in polythene bag, with assembly instructions can be plugged into N11R AM, N11R AM 5, contacts: RBC 162/1</p>	<p>1 cable sockets, not assembled, in polythene bag, with assembly instructions can be plugged into N11R AM, N11R AM 5, contacts: RBC 162</p>	<p>1 cable sockets, not assembled, in polythene bag, with assembly instructions can be plugged into N11R AM, N11R AM 5; EMV-PG-cable gland N6R-41 order no. 734 605-001 EMV-PG-cable gland N6R-42 order no. 734 606-001 contacts: RBC 162/1</p>

# CIRCULAR CONNECTORS NR-SERIES

## Circular connectors NR-series > Angled cable socket

Type	N6R FF R	N6R FF
Order No.	931 553-106	931 435-106
	 <p>Angled cable socket, strain relief by means of a clamping cage and knurled screw</p>	 <p>Angled cable socket strain relief by means of a clamping cage</p>
<b>Product description</b>		
Type of contact	female	female
Number of contacts	6 + PE	6 + PE
Cable gland	PG 11	PG 11
Cable diameter	7 mm to 9 mm	7 mm to 9 mm
Conductor size	max. 1.5 mm <sup>2</sup>	max. 1.5 mm <sup>2</sup>
Standard	DIN 43651	DIN 43651
Housing Color	grey	grey
<b>Drawing</b>		
<b>Technical data</b>		
Pin dimensions	1.6 mm	1.6 mm
Rated voltage	AC/DC 250 V	AC/DC 250 V
Rated current	10 A	10 A
Contact resistance	≤ 5 mOhm	≤ 5 mOhm
Type of termination	crimp	crimp
Suitable cables	0.5 mm <sup>2</sup> to 1.5 mm <sup>2</sup>	0.5 mm <sup>2</sup> to 1.5 mm <sup>2</sup>
<b>Material</b>		
Contact surface material	Ag	Ag
Contact bearer material	PET	PET
Housing material	PET	PET
<b>Environmental conditions</b>		
Protection class (IEC 60529)	IP 65	IP 65
Temperature range	-40 °C to +90 °C	-40 °C to +90 °C
<b>Packing unit</b>		
Packaging unit	10 pieces	10 pieces
<b>Scope of delivery and accessories</b>		
Scope of delivery	1 cable socket, with knurled screw, not assembled, in polythene bag, with assembly instructions	1 cable socket, with central screw M 3 x 60, not assembled, in polythene bag, with assembly instructions
Accessories to order separately	can be plugged into N6R AM, N6R AM..., N6R BM..., N6R DM; coding NC 6, order no. 831 002-011 contacts: RBC 162	can be plugged into N6R AM, N6R AM..., N6R BM..., N6R DM; coding NC 6, order no. 831 002-011 contacts: RBC 162

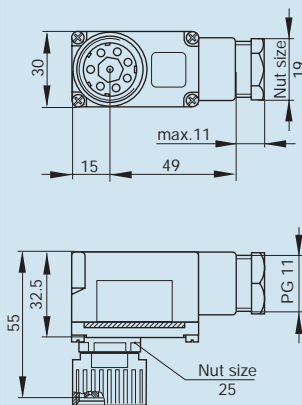
**N6R FF S 11**

932 194-112



Angled cable socket, strain relief by means of a clamping cage, transparent cap, for installation of the LED insert

female  
6 + PE  
PG 11  
7 mm to 9 mm  
max. 1.5 mm<sup>2</sup>  
DIN 43651  
transparent/grey



1.6 mm  
AC/DC 250 V  
10 A  
≤ 5 mOhm  
screw  
0.5 mm<sup>2</sup> to 1.5 mm<sup>2</sup>

Ag  
PET  
PET

IP 65  
-40 °C to +90 °C

10 pieces

1 cable sockets, not assembled, in polythene bag, with assembly instructions

can be plugged into N6R AM,  
N6R AM..., N6R BM..., N6R DM;  
LED-insert N6R 3 LED 24,  
order no. 831 411-001  
LED-insert N6R 3 LED 24 DB,  
order no. 831 618-001  
coding NC 6,  
order no. 831 002-011

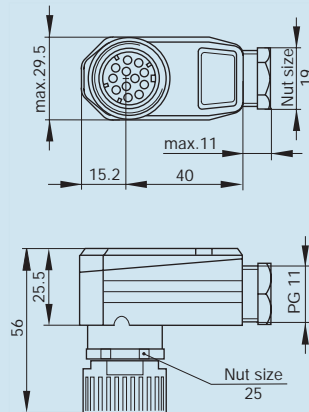
**N11R FF**

932 632-106



Angled cable socket, strain relief by means of a clamping cage

female  
11 + PE  
PG 11  
8 mm to 10 mm  
max. 0.5 mm<sup>2</sup>  
DIN 43651  
grey



1.6 mm  
AC/DC 60 V  
5 A  
≤ 5 mOhm  
crimp  
0.14 mm<sup>2</sup> to 0.5 mm<sup>2</sup>

Ag  
PET  
PET

IP 65  
-40 °C to +90 °C



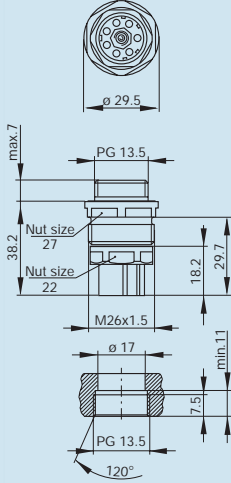
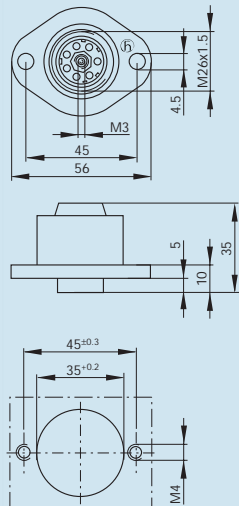
10 pieces

1 cable sockets, not assembled, in polythene bag, with assembly instructions

can be plugged into N11R AM,  
N11R AM 5  
contacts: RBC 162/1

# CIRCULAR CONNECTORS NR-SERIES

## Circular connectors NR-series > Panel-mounted socket

Type	N6R AF	N6R BFE
Order No.	931 855-001	931 730-106
	 <p>Panel-mounted socket with metal screw-in casing</p>	 <p>Panel-mounted socket with flange</p>
<b>Product description</b> Type of contact Number of contacts Conductor size Standard Housing Color	female 6 + PE max. 1.5 mm <sup>2</sup> DIN 43651 grey, metallic	female 6 + PE max. 1.5 mm <sup>2</sup> DIN 43651 grey
<b>Drawing</b>		
<b>Technical data</b> Pin dimensions Rated voltage Rated current Contact resistance Type of termination Suitable cables Mounting	1.6 mm AC/DC 250 V 10 A ≤ 5 mOhm crimp 0.5 mm <sup>2</sup> to 1.5 mm <sup>2</sup>	1.6 mm AC/DC 250 V 10 A ≤ 5 mOhm crimp 0.5 mm <sup>2</sup> to 1.5 mm <sup>2</sup> flange
<b>Material</b> Contact surface material Contact bearer material Housing material	Ag PET PET	Ag PET PET
<b>Environmental conditions</b> Protection class (IEC 60529) Temperature range	IP 65 -40 °C to +90 °C	IP 65 -40 °C to +90 °C
<b>Packing unit</b> Packaging unit	10 pieces	10 pieces
<b>Scope of delivery and accessories</b> Scope of delivery  Accessories to order separately	1 panel-mounted socket, not assembled, in polythene bag, with assembly instructions can be plugged into N6R FM R, N6R EM; coding NC 6, order no. 831 002-011; protective cover SHK 2, order no. 733 845-001 contacts: RBC 162	1 panel-mounted socket, not assembled, in polythene bag, with assembly instructions can be plugged into N6R FM R, N6R DM; coding NC 6, order no. 831 002-011; protective cover SHK 2, order no. 733 845-001 contacts: RBC 162



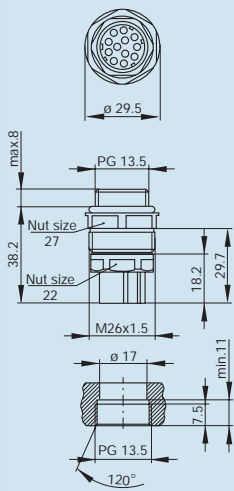
## N11R AF 5

932 625-106



Panel-mounted socket with metal screw-in insert in the casing (metal segment)

female  
11 + PE  
max. 0.5 mm<sup>2</sup>  
DIN 43651  
grey



1.6 mm  
AC/DC 60 V  
5 A  
≤ 5 mOhm  
crimp  
0.14 mm<sup>2</sup> to 0.5 mm<sup>2</sup>

Ag  
PET  
PET



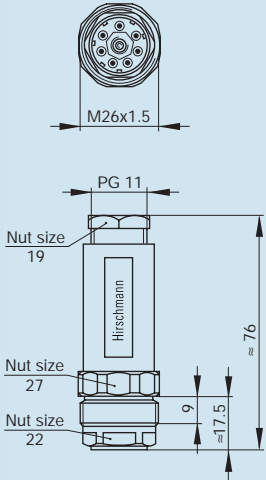
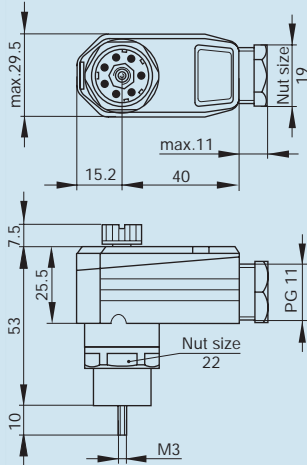
IP 65  
-40 °C to +90 °C

10 pieces

1 panel-mounted socket, not assembled, in polythene bag, with assembly instructions can be plugged into N11R EM; protective cover SHK 2, order no. 733 845-001 contacts: RBC 162/1

# CIRCULAR CONNECTORS NR-SERIES

## Circular connectors NR-series > Cable plug

Type	N6R DM	N6R FM R
Order No.	932 273-106	931 727-106
	 <p>Cable coupling , strain relief by means of a clamping cage</p>	 <p>Angled cable plug with knurled screw, strain relief by means of a clamping cage</p>
<b>Product description</b>		
Type of contact	male	male
Number of contacts	6 + PE	6 + PE
Cable gland	PG 11	PG 11
Cable diameter	7 mm to 9 mm	7 mm to 9 mm
Conductor size	max. 1.5 mm <sup>2</sup>	max. 1.5 mm <sup>2</sup>
Standard	DIN 43651	DIN 43651
Housing Color	grey	grey
<b>Drawing</b>		
<b>Technical data</b>		
Pin dimensions	1.6 mm	1.6 mm
Rated voltage	AC/DC 250 V	AC/DC 250 V
Rated current	10 A	10 A
Contact resistance	≤ 5 mOhm	≤ 5 mOhm
Type of termination	crimp	crimp
Suitable cables	0.5 mm <sup>2</sup> to 1.5 mm <sup>2</sup>	0.5 mm <sup>2</sup> to 1.5 mm <sup>2</sup>
<b>Material</b>		
Contact surface material	Ag	Ag
Contact bearer material	PET	PET
Housing material	PET	PET
<b>Environmental conditions</b>		
Protection class (IEC 60529)	IP 65	IP 65
Temperature range	-40 °C to +90 °C	-40 °C to +90 °C
<b>Packing unit</b>		
Packaging unit	10 pieces	10 pieces
<b>Scope of delivery and accessories</b>		
Scope of delivery	1 coupling connector, not assembled, in polythene, with assembly instructions can be plugged into N6R EF; protective cover SHK 2, order no. 733 845-0014 contacts: RSC 162	1 cable plug, with knurled screw, not assembled, in polythene, with assembly instructions can be plugged into N6R AF, N6R BFE, N6R DM; coding NC 6, order no. 831 002-011 contacts: RSC 162
Accessories to order separately		

## N6R EM

931 776-001



Straight cable plug,  
strain relief by means of a clamping cage

male  
6 + PE  
PG 11  
8 mm to 10 mm  
max. 1.5 mm<sup>2</sup>  
DIN 43651  
grey

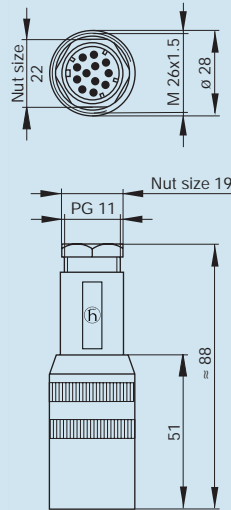
## N11R EM

932 631-106



Straight cable plug,  
strain relief by means of a clamping cage

male  
11 + PE  
PG 11  
8 mm to 10 mm  
max. 0.5 mm<sup>2</sup>  
DIN 43651  
grey



1.6 mm  
AC/DC 250 V  
10 A  
≤ 5 mOhm  
crimp  
0.5 mm<sup>2</sup> to 1.5 mm<sup>2</sup>

Ag  
PET  
PET

IP 65  
-40 °C to +90 °C

10 pieces

1 coupling plug, not assembled, in polythene bag with assembly instructions can be plugged into N6R AF, N6R BFE, Codierung NC6, oder no. 831 002-011; contacts: RSC 162

1.6 mm  
AC/DC 60 V  
5 A  
≤ 5 mOhm  
crimp  
0.14 mm<sup>2</sup> to 0.5 mm<sup>2</sup>

Ag  
PET  
PET



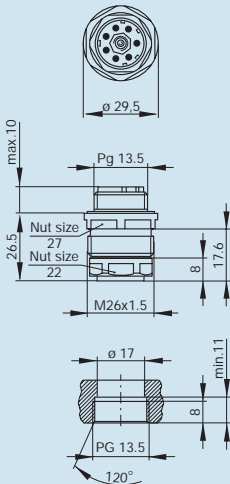
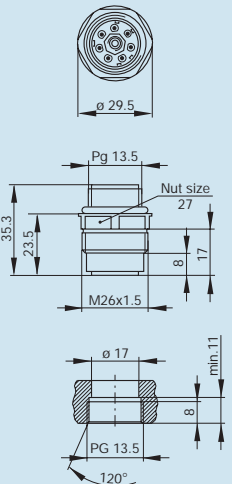
IP 65  
-40 °C to +90 °C




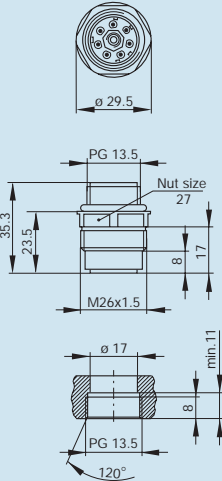
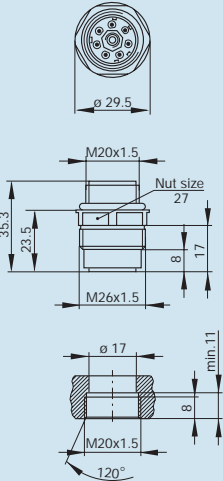
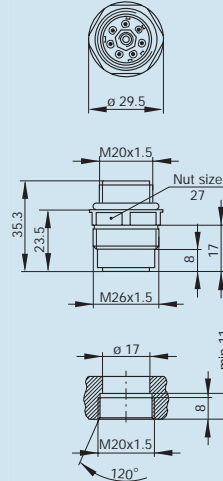
10 pieces

1 cable plug, not assembled, in polythene bag with assembly instructions can be plugged into N11R AF 5; contacts: RSC 162/1

# CIRCULAR CONNECTORS NR-SERIES



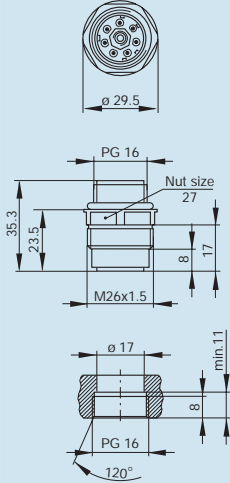
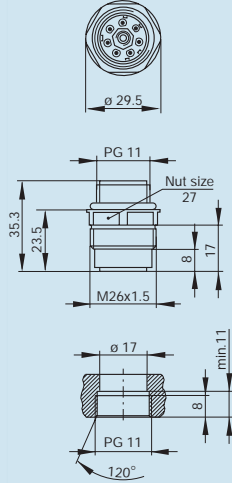
## Circular connectors NR-series > Panel-mounted connector




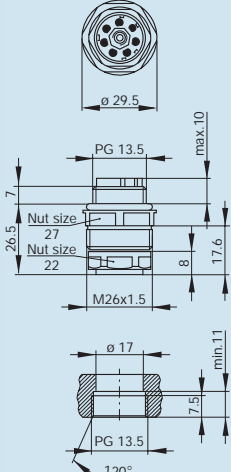
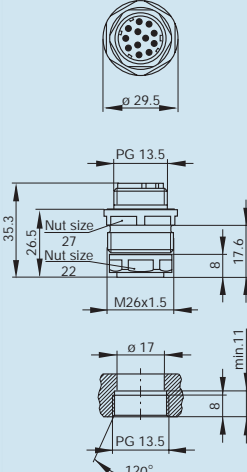
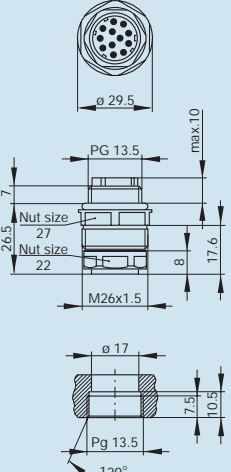
Type	N6R AM	N6R AM 2
Order No.	931 434-001	931 592-001
	 <p>Panel-mounted connector with metal screw-in casing</p>	 <p>Panel-mounted connector with contact bearer in the casing (monoblock design)</p>
<b>Product description</b>		
Type of contact	male	male
Number of contacts	6 + PE	6 + PE
Conductor size	max. 1.5 mm <sup>2</sup>	max. 1.5 mm <sup>2</sup>
Standard	DIN 43651	DIN 43651
Housing Color	grey	grey
<b>Drawing</b>		
<b>Technical data</b>		
Pin dimensions	1.6 mm	1.6 mm
Rated voltage	AC/DC 250 V	AC/DC 250 V
Rated current	10 A	10 A
Contact resistance	≤ 5 mOhm	≤ 5 mOhm
Type of termination	crimp	crimp
Suitable cables	0.5 mm <sup>2</sup> to 1.5 mm <sup>2</sup>	0.5 mm <sup>2</sup> to 1.5 mm <sup>2</sup>
Mounting		
<b>Material</b>		
Contact surface material	Ag	Ag
Contact bearer material	PET	PET
Housing material	PET	PET
<b>Environmental conditions</b>		
Protection class (IEC 60529)	IP 65	IP 65
Temperature range	-40 °C to +90 °C	-40 °C to +90 °C
<b>Packing unit</b>		
Packaging unit	10 pieces	10 pieces
<b>Scope of delivery and accessories</b>		
Scope of delivery	1 panel-mounted connector, not assembled, in polythene bag with assembly instructions can be plugged into N6R FF, N6R FF R, N6R EF; coding NC 6, order no. 831 002-011 protective cover SHK 2, order no. 733 845-001, contacts: RSC 162	1 panel-mounted connector with O-Ring in polythene bag with assembly instructions can be plugged into N6R FF, N6R FF R, N6R EF; coding NC 6, order no. 831 002-011 protective cover SHK 1, order no. 733 849-011, contacts: RSC 162
Accessories to order separately		

N6R AM 2 D	N6R AM 2 M20	N6R AM 2 D M20
<p>932 207-206</p>  <p>Panel-mounted connector with contact bearer in the casing (monoblock design), pins hermetically mounted to prevent ingress of liquids</p>	<p>931 592-004</p>  <p>Panel-mounted connector with contact bearer in the casing (monoblock design)</p>	<p>932 207-406</p>  <p>Panel-mounted connector with contact bearer in the casing (monoblock design), pins hermetically mounted to prevent ingress of liquids</p>
<p>male 6 + PE max. 1.5 mm<sup>2</sup> DIN 43651 grey</p>	<p>male 6 + PE max. 1.5 mm<sup>2</sup> DIN 43651 grey</p>	<p>male 6 + PE max. 1.5 mm<sup>2</sup> DIN 43651 grey</p>
		
<p>1.6 mm AC/DC 250 V 10 A ≤ 5 mOhm solder, concave pins 0.5 mm<sup>2</sup> to 1.5 mm<sup>2</sup></p>	<p>1.6 mm AC/DC 250 V 10 A ≤ 5 mOhm crimp 0.5 mm<sup>2</sup> to 1.5 mm<sup>2</sup> M20x1.5</p>	<p>1.6 mm AC/DC 250 V 10 A ≤ 5 mOhm solder, concave pins 0.5 mm<sup>2</sup> to 1.5 mm<sup>2</sup> M20x1.5</p>
<p>Ag PET PET</p>	<p>Ag PET PET</p>	<p>Ag PET PET</p>
<p>IP 65 -40 °C to +90 °C</p>	<p>IP 65 -40 °C to +90 °C</p>	<p>IP 65 -40 °C to +90 °C</p>
<p>10 pieces</p>	<p>10 pieces</p>	<p>10 pieces</p>
<p>1 panel-mounted connector with O-Ring in polythene bag with assembly instructions can be plugged into N6R FF, N6R FF R, N6R EF; coding NC 6, order no. 831 002-011 protective cover SHK 1, order no. 733 849-011</p>	<p>1 panel-mounted connector with O-Ring in polythene bag with assembly instructions can be plugged into N6R FF, N6R FF R, N6R EF; coding NC 6, order no. 831 002-011 protective cover SHK 1, order no. 733 849-011 contacts: RSC 162</p>	<p>1 panel-mounted connector with O-Ring in polythene bag with assembly instructions can be plugged into N6R FF, N6R FF R, N6R EF; coding NC 6, order no. 831 002-011 protective cover SHK 1, order no. 733 849-011</p>

# CIRCULAR CONNECTORS NR-SERIES



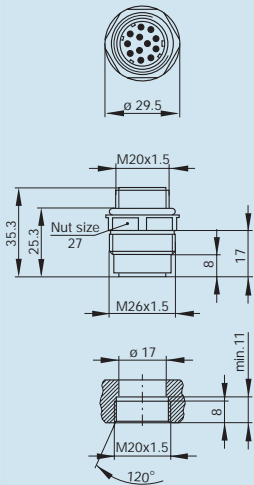
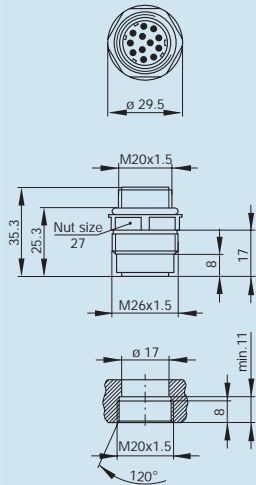
## Circular connectors NR-series > Panel-mounted connector

Type	N6R AM 4	N6R AM 3
Order No.	931 592-003	931 592-002
	 <p>Panel-mounted connector with contact bearer in the casing (monoblock design)</p>	 <p>Panel-mounted connector with contact bearer in the casing (monoblock design)</p>
<b>Product description</b> Type of contact Number of contacts Conductor size Standard Housing Color	male 6 + PE max. 1.5 mm <sup>2</sup> DIN 43651 grey	male 6 + PE max. 1.5 mm <sup>2</sup> DIN 43651 grey
<b>Drawing</b>		
<b>Technical data</b> Pin dimensions Rated voltage Rated current Contact resistance Type of termination Suitable cables Mounting	1.6 mm AC/DC 250 V 10 A ≤ 5 mOhm crimp 0.5 mm <sup>2</sup> to 1.5 mm <sup>2</sup> PG 16	1.6 mm AC/DC 250 V 10 A ≤ 5 mOhm crimp 0.5 mm <sup>2</sup> to 1.5 mm <sup>2</sup> PG 11
<b>Material</b> Contact surface material Contact bearer material Housing material	Ag PET PET	Ag PET PET
<b>Environmental conditions</b> Protection class (IEC 60529) Temperature range	IP 65 -40 °C to +90 °C	IP 65 -40 °C to +90 °C
<b>Packing unit</b> Packaging unit	10 pieces	10 pieces
<b>Scope of delivery and accessories</b> Scope of delivery  Accessories to order separately	1 panel-mounted connector with O-Ring in polythene bag with assembly instructions can be plugged into N6R FF, N6R FF R, N6R EF; coding NC 6, order no. 831 002-011 protective cover SHK 1, order no. 733 849-011 contacts: RSC 162	1 panel-mounted connector with O-Ring in polythene bag with assembly instructions can be plugged into N6R FF, N6R FF R, N6R EF; coding NC 6, order no. 831 002-011 protective cover SHK 1, order no. 733 849-011 contacts: RSC 162

N6R AM 5	N11R AM	N11R AM 5
<p>931 773-001</p>  <p>Panel-mounted connector with metal screw-in insert in the casing (metal segment)</p>	<p>932 626-106</p>  <p>Panel-mounted connector with metal screw-in casing</p>	<p>932 627-106</p>  <p>Panel-mounted connector with metal screw-in casing (metall segment)</p>
<p>male 6 + PE max. 1.5 mm<sup>2</sup> DIN 43651 grey</p>	<p>male 11 + PE max. 0.5 mm<sup>2</sup> DIN 43651 grey</p>	<p>male 11 + PE max. 0.5 mm<sup>2</sup> DIN 43651 grey</p>
		
<p>1.6 mm AC/DC 250 V 10 A ≤ 5 mOhm crimp 0.5 mm<sup>2</sup> to 1.5 mm<sup>2</sup></p>	<p>1.6 mm AC/DC 60 V 5 A ≤ 5 mOhm crimp 0.14 mm<sup>2</sup> to 0.5 mm<sup>2</sup></p>	<p>1.6 mm AC/DC 60 V 5 A ≤ 5 mOhm crimp 0.14 mm<sup>2</sup> to 0.5 mm<sup>2</sup></p>
<p>Ag PET PET</p>	<p>Ag PET PET</p>	<p>Ag PET PET</p>
<p>IP 65 -40 °C to +90 °C</p>	<p>IP 65 -40 °C to +90 °C</p>	<p>IP 65 -40 °C to +90 °C</p>
<p>10 pieces</p>	<p>10 pieces</p>	<p>10 pieces</p>
<p>1 panel-mounted connector, not assembled, in polythene bag with assembly instructions can be plugged into N6R FF, N6R FF R, N6R EF; coding NC 6, order no. 831 002-011 protective cover SHK 2, order no. 733 845-001 contacts: RSC 162</p>	<p>1 panel-mounted connector, not assembled, in polythene bag with assembly instructions can be plugged into N11R FF, N11R EF; protective cover SHK 2, order no. 733 845-001 contacts: RSC 162/1</p>	<p>1 panel-mounted connector, not assembled, in polythene bag with assembly instructions can be plugged into N11R FF, N11R EF; protective cover SHK 2, order no. 733 845-001 contacts: RSC 162/1</p>

# CIRCULAR CONNECTORS NR-SERIES



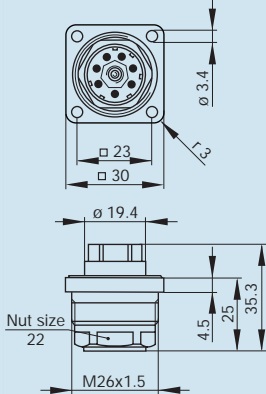
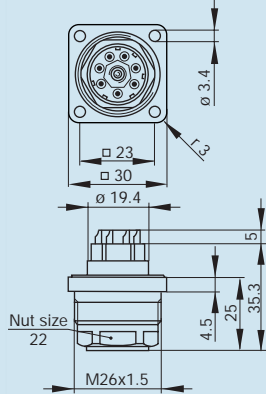
## Circular connectors NR-series > Panel-mounted connector

Type	N11R AM 2 M20	N11R AM 2 D M20
Order No.	934 337-106	934 338-106
	 <p>Panel-mounted connector with metal screw-in casing (monoblock design)</p>	 <p>Panel-mounted connector with metal screw-in casing (monoblock design), Stifte flüssigkeitsdicht montiert</p>
<b>Product description</b>		
Type of contact	male	male
Number of contacts	11 + PE	11 + PE
Conductor size	max. 0.5 mm <sup>2</sup>	max. 0.5 mm <sup>2</sup>
Standard	DIN 43651	DIN 43651
Housing Color	grey	grey
<b>Drawing</b>		
<b>Technical data</b>		
Pin dimensions	1.6 mm	1.6 mm
Rated voltage	AC/DC 60 V	AC/DC 60 V
Rated current	5 A	5 A
Contact resistance	≤ 5 mOhm	≤ 5 mOhm
Type of termination	crimp	solder, concave pins
Suitable cables	0.14 mm <sup>2</sup> to 0.5 mm <sup>2</sup>	0.14 mm <sup>2</sup> to 0.5 mm <sup>2</sup>
Mounting	M20x1.5	M20x1.5
<b>Material</b>		
Contact surface material	Ag	Ag
Contact bearer material	PET	PET
Housing material	PET	PET
<b>Environmental conditions</b>		
Protection class (IEC 60529)	IP 65	IP 65
Temperature range	-40 °C to +90 °C	-40 °C to +90 °C
<b>Packing unit</b>		
Packaging unit	10 pieces	10 pieces
<b>Scope of delivery and accessories</b>		
Scope of delivery	1 panel-mounted connector with O-Ring in polythene bag with assembly instructions can be plugged into N11R FF, N11R EF;	1 panel-mounted connector with O-Ring in polythene bag with assembly instructions can be plugged into N11R FF, N11R EF;
Accessories to order separately	protective cover SHK 2, order no. 733 845-001 contacts: RSC 162/1	protective cover SHK 2, order no. 733 845-001





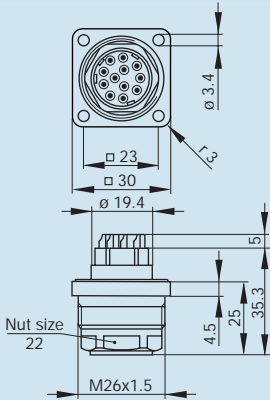
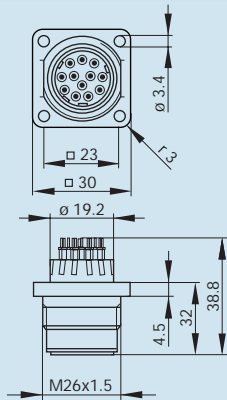
# CIRCULAR CONNECTORS NR-SERIES

## Circular connectors NR-series > Surface mounted connector

Type	N6R BM FA	N6R BM FA S
Order No.	932 437-206	933 710-001
		
	Surface-mounted connector with flange	Surface-mounted connector with flange
<b>Product description</b>		
Type of contact	male	male
Number of contacts	6 + PE	6 + PE
Conductor size	max. 1.5 mm <sup>2</sup>	max. 1.5 mm <sup>2</sup>
Housing Color	grey	grey
<b>Drawing</b>		
<b>Technical data</b>		
Pin dimensions	1.6 mm	1.6 mm
Rated voltage	AC/DC 250 V	AC 25 V / DC 50 V
Rated current	10 A	5 A
Contact resistance	≤ 5 mOhm	≤ 5 mOhm
Type of termination	crimp	solder, concave pins
Suitable cables	0.5 mm <sup>2</sup> to 1.5 mm <sup>2</sup>	0.5 mm <sup>2</sup> to 1.5 mm <sup>2</sup>
Mounting	flange	flange
<b>Material</b>		
Contact surface material	Ag	Ag
Contact bearer material	PET	PET
Housing material	PET	Zn Al/Ni
<b>Environmental conditions</b>		
Protection class (IEC 60529)	IP 65	IP 65
Temperature range	-40 °C to +90 °C	-40 °C to +90 °C
<b>Packing unit</b>		
Packaging unit	10 pieces	10 pieces
<b>Scope of delivery and accessories</b>		
Scope of delivery	1 surface-mounted connector with flat gasket, not assembled, in polythene bag with assembly instructions	1 surface-mounted connector, not assembled, in polythene bag with assembly instructions
Accessories to order separately	can be plugged into N6R FF, N6R FF R, N6R EF, N6R FF S 11; coding NC 6, order no. 831 002-011 protective cover SHK 2, order no. 733 845-001, contacts: RSC 162	can be plugged into N6R EF S; coding NC 6, order no. 831 002-011 protective cover SHK 2, order no. 733 845-001

# CIRCULAR CONNECTORS NR-SERIES

Circular connectors NR-series > Surface mounted connector

Type	N11R BM FA S	N11R BM FA F Metall/metal
Order No.	933 699-001	934 392-001
	 <p>Surface-mounted connector with flange</p>	 <p>Surface-mounted connector with flange and filter selection 11 x 1nF, metal housing</p>
<b>Product description</b> Type of contact Number of contacts Conductor size Housing Color	male 11 + PE max. 0.5 mm <sup>2</sup> grey	male 11 + PE grey
<b>Drawing</b>		
<b>Technical data</b> Pin dimensions Rated voltage Rated current Contact resistance Type of termination Suitable cables Mounting	1.6 mm AC 25 V / DC 50 V 5 A ≤ 5 mOhm solder, concave pins 0.14 mm <sup>2</sup> to 0.5 mm <sup>2</sup> flange	1.6 mm AC 25 V / DC 50 V 5 A ≤ 5 mOhm solder, solid pins flange
<b>Material</b> Contact surface material Contact bearer material Housing material	Ag PET Zn Al/Ni	Ag PET Zn Al/Ni
<b>Environmental conditions</b> Protection class (IEC 60529) Temperature range	IP 65 -40 °C to +90 °C	IP 65 -40 °C to +90 °C
<b>Packing unit</b> Packaging unit	10 pieces	50 pieces
<b>Scope of delivery and accessories</b> Scope of delivery  Accessories to order separately	1 surface-mounted connector, not assembled, in polythene bag with assembly instructions can be plugged into N11R EF S; protective cover SHK 2, order no. 733 845-001	can be plugged into N11R EF S; protective cover SHK 2, order no. 733 845-001

## N11R BM FA F Kunststoff/plastics

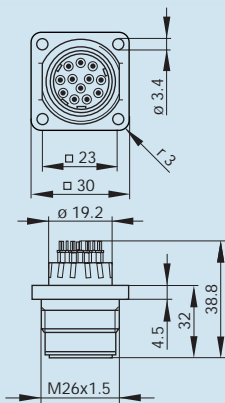
933 100-100



Surface-mounted connector with flange and filter selection 11 x 1nF,

male  
11 + PE

black



1.6 mm  
AC 25 V / DC 50 V  
5 A  
 $\leq 5$  mOhm  
solder, solid pins

flange

Ag  
PET  
Zn Al/Ni



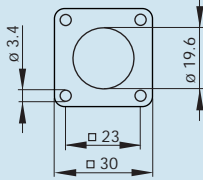
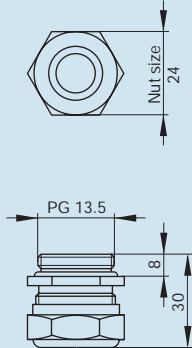
IP 65  
-40 °C to +90 °C




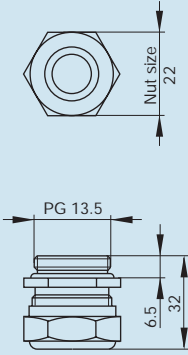
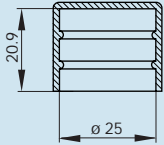
50 pieces

can be plugged into N11R EF S;  
protective cover SHK 2,  
order no. 733 845-001

# CIRCULAR CONNECTORS NR-SERIES



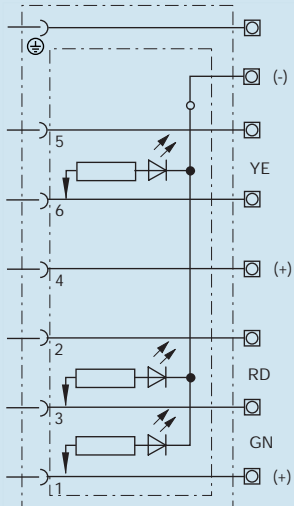
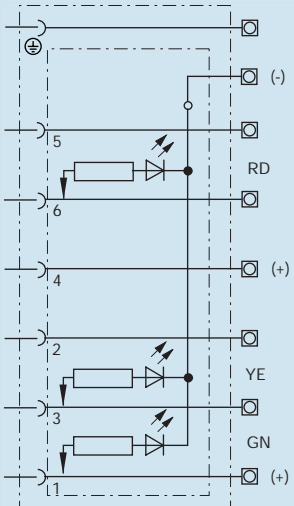
Circular connectors NR-series > Accessories NR-series

Type	N6R-40	N6R-42
Order No.	734 633-001	734 606-001
	 <p>Conductive flat gasket</p>	 <p>EMV-PG-cable gland for lead diameter 12 - 15 mm</p>
Product description Cable gland Cable diameter Housing Color		12 mm to 15 mm
Drawing		
Technical data Rated voltage Rated current Contact resistance Type of termination		
Material Housing material O-Ring	NBR	
Environmental conditions Temperature range	-40 °C to +90 °C	-40 °C to +90 °C
Packing unit Packaging unit	10 pieces	10 pieces
Scope of delivery and accessories Accessories to order separately	can be plugged into N6R BM FA S, N11R BM FA S	can be plugged into N6R EF S, N11R EF S

N6R-41	NC 6	SHK 4
<p>734 605-001</p>  <p>EMV-PG-cable gland for lead diameter 6 - 12 mm</p>	<p>831 002-011</p>  <p>Coding, complete</p>	<p>734 582-001</p>  <p>Protective cover for transport</p>
<p>6 mm to 12 mm</p>		
		
<p>-40 °C to +90 °C</p>	<p>-40 °C to +90 °C</p>	<p>-40 °C to +90 °C</p>
<p>10 pieces</p>	<p>10 pieces</p>	<p>10 pieces</p>
<p>can be plugged into N6R EF S, N11R EF S</p>	<p>can be plugged into all N6R...</p>	<p>can be plugged into N6R BM FA S, N11R BM FA S, ...</p>

# CIRCULAR CONNECTORS NR-SERIES

Circular connectors NR-series > Accessories NR-series

Type	N6R 3 LED 24	N6R 3 LED 24 DB
Order No.	831 411-001	831 618-001
	 <p>LED insert with 3 LEDs (green, red, yellow) to indicate operation conditions</p>	 <p>LED insert with 3 LEDs (green, yellow, red) to indicate operation conditions</p>
Product description Cable gland Cable diameter Housing Color		
Drawing		
Technical data Rated voltage Rated current Contact resistance Type of termination	DC 24 V 10 A ≤ 5 mOhm plug in	DC 24 V 10 A ≤ 5 mOhm plug in
Material Housing material O-Ring		
Environmental conditions Temperature range	-40 °C to +90 °C	-40 °C to +90 °C
Packing unit Packaging unit	10 pieces	10 pieces
Scope of delivery and accessories Accessories to order separately	can be plugged into N6R FF S 11	can be plugged into N6R FF S 11



# SunCon: the world's fastest PV connectors.

Superior technology on the roof.



The SunCon system is the ideal solution for cabling between modules or connecting individual solar panels. It provides a fast, simple connection for photovoltaic systems which are exposed to the elements and have to deliver efficient operation and low-loss power transmission with virtually no maintenance. Applications include off-grid systems, single homes, farms, open-field installation, static or tracking systems or collectors on the walls of commercial and industrial buildings.

The Hirschmann SunCon connector system features extremely fast and uncomplicated connector assembly. All you need is a standard crimp tool. Other outstanding features of the SunCon connectors include slim-line design (only a plastic housing and a connector) and excellent mechanical and electrical characteristics.

Hirschmann always keeps the big picture in mind when it develops its standard solar connectors and customized photovoltaic solutions. We offer small but crucial advantages in solar applications.

*Truly excellent solar connectors have a low component count, are easy to assemble and install and guarantee long-term reliability and durability in all weather conditions.*








# PV connectors.

## SunCon series overview.



## Y-splitter

SunCon BFY from page 374



SunCon BMY from page 375



## Accessories

SunCon installation case incl. Multi-tool from page 379



SunCon pv-measuring set from page 378



plug contacts SunCon BM2540 2000 from page 376



socket contacts SunCon BF 2540 2000 from page 376



Multi-tool SunCon Base XZC 40 from page 377



SunCon Box 2D Junction box for pv-modules from page 378





SunCon Box 4D Junction box for pv-modules from page 379



# PV CONNECTOR SYSTEM SUNCON

## SunCon > panel-mounted sockets and plugs

Type	SunCon BMI	SunCon BFI
Order No.	934 519-100	934 520-100
	 <p>Appliance plug with locking for DC input to the inverter. Suitable for BM/BF cable plugs and cable sockets</p>	 <p>Appliance socket with locking for DC input to the inverter. Suitable for BM/BF cable plugs and cable sockets</p>
<b>Product description</b>		
Housing Color	black	black
Number of contacts	1	1
<b>Technical data</b>		
Pin dimensions	5 mm	5 mm
connectable solar-conductor-section	2,5 - 4 mm <sup>2</sup> AWG 14/12	2,5 - 4 mm <sup>2</sup> AWG 14/12
Type of contact	pin	socket
Rated voltage	DC 1000 V	DC 1000 V
Rated current	30 A at 70 °C / 23 A at 85 °C	30 A at 70 °C / 23 A at 85 °C
Suitable cables	5 to 6 mm	5 to 6 mm
Contact resistance	< 5 mOhm	< 5 mOhm
<b>Material</b>		
Contact material	CuZn	Cu-composition
Contact surface material	tin plated	tin plated
Housing material	PBT	PBT
<b>Environmental conditions</b>		
Protection class (IEC 60529)	IP 68	IP 68
Pollution severity	2	2
Temperature range	-40 °C to +85 °C	-40 °C to +85 °C
<b>Inflammability class</b>		
Housing	94 V-0	94 V-0
<b>Approvals</b>		
Technical Inspection Authority certification	pending	pending
<b>Packing unit</b>		
Packaging unit	100 pieces	100 pieces
<b>Accessories</b>		
Accessories to order separately	Sealing cap SunCon VK, order no. 934 526-100, Sealing ring SunCon DR, order no. 934 582-000	Sealing cap SunCon VK, order no. 934 526-100, Sealing ring SunCon DR, order no. 934 582-000

# PV CONNECTOR SYSTEM SUNCON

## SunCon > Sockets and plugs

Type	SunCon BF5258	SunCon BF5258 grau/grey
Order No.	934 518-100	934 598-100
	 <p>cable socket, tritest, elastic insulating body with locking</p>	 <p>cable socket, tritest, elastic insulating body with locking</p>
<b>Product description</b>		
Housing Color	black	grey / black
Other standard types	SunCon BM5258, Order no. 934 518-300 - packed 200 pieces in a covering box; SunCon BF5258, Order no. 934 518-400 - isolating body packed 200 piece in a covering box	SunCon BM5258 grau/grey, Order no. 934 598-300 - packed 200 pieces in a covering box; SunCon BF5258 grau/grey, Order no. 934 598-400 - isolating body packed 200 piece in a covering box
Number of contacts	1	1
<b>Technical data</b>		
Pin dimensions	5 mm	5 mm
connectable solar-conductor-section	2,5 - 4 mm <sup>2</sup> AWG 14/12	2,5 - 4 mm <sup>2</sup> AWG 14/12
Type of contact	socket	socket
Rated voltage	DC 1000 V	DC 1000 V
Rated current	30 A at 70 °C / 23 A at 85 °C	30 A at 70 °C / 23 A at 85 °C
Suitable cables	5 <sup>+0,2</sup> up to 6 <sup>+0</sup>	4,2 up to 5,2
Contact resistance	< 5 mOhm	< 5 mOhm
<b>Material</b>		
Contact material	Cu-composition	Cu-composition
Contact surface material	tin plated	tin plated
Housing material	PP/TPE	PP/TPE
<b>Environmental conditions</b>		
Protection class (IEC 60529)	IP 68	IP 68
Pollution severity	2	2
Temperature range	-40 °C to +85 °C	-40 °C to +85 °C
<b>Inflammability class</b>		
Housing	94 V-0	94 V-0
<b>Approvals</b>		
Technical Inspection Authority certification	2 PFG 1161:01/2006	2 PFG 1161:01/2006
<b>Packing unit</b>		
Packaging unit	100 pieces single packed	100 pieces single packed
<b>Other features</b>		
Warning	The SunCon connectors are designed for fixed cable installations.	The SunCon connectors are designed for fixed cable installations.

# PV CONNECTOR SYSTEM SUNCON

## SunCon > Sockets and plugs

Type	SunCon BMY	SunCon BM5258
Order No.	934 521-100	934 517-100
		
	Y-splitter with two cable sockets and one cable plug	cable plug, tritest, elastic insulating body with locking
<b>Product description</b> Housing Color Other standard types	black	black SunCon BM5258, Order No. 934 517-300 - at 200 pieces packaged in a covering box; SunCon BM5258, Order no. 934 517-400 - isolating body packed 200 pieces in a covering box
Number of contacts	1	1
<b>Technical data</b> Pin dimensions connectable solar-conductor-section Type of contact Rated voltage Rated current Suitable cables Contact resistance	5 mm assembled 4 mm <sup>2</sup>  DC 1000 V 30 A at 70 °C / 23 A at 85 °C  < 5 mOhm	5 mm 2,5 - 4 mm <sup>2</sup> AWG 14/12 pin DC 1000 V 30 A at 70 °C / 23 A at 85 °C 5 up to 6 mm < 5 mOhm
<b>Material</b> Contact material Contact surface material Housing material	Cu-composition tin plated Macromelt	CuZn tin plated PP/TPE
<b>Environmental conditions</b> Protection class (IEC 60529) Pollution severity Temperature range	IP 68 2 -40 °C to +85 °C	IP 68 2 -40 °C to +85 °C
<b>Inflammability class</b> Housing	94 V-0	94 V-0
<b>Approvals</b> Technical Inspection Authority certification	pending	2 PFG 1161:01/2006
<b>Packing unit</b> Packaging unit	10 pieces	100 pieces single packaged
<b>Other features</b> Warning	The SunCon connectors are designed for fixed cable installations.	The SunCon connectors are designed for fixed cable installations.

## SunCon BM5258 grau/grey

934 599-100



cable plug, tritest, elastic insulating body with locking

grey / black  
SunCon BM5258 grau/grey, Order No. 934 599-300 - at 200 pieces packaged in a covering box;  
SunCon BM5258 grau/grey, Order no. 934 599-400 - isolating body packed 200 pieces in a covering box  
1

5 mm  
2,5 - 4 mm<sup>2</sup> AWG 14/12  
pin  
DC 1000 V  
30 A at 70 °C / 23 A at 85 °C  
4,2 up to 5,2 mm  
< 5 mOhm

CuZn  
tin plated  
PP/TPE

IP 68  
2  
-40 °C to +85 °C

94 V-0

2 PFG 1161:01/2006

100 pieces single packaged

The SunCon connectors are designed for fixed cable installations.

## SunCon BFY

934 522-100



Y-splitter with two cable sockets and one cable plug

black

1

5 mm  
assembled 4 mm<sup>2</sup>  
DC 1000 V  
30 A at 70 °C / 23 A at 85 °C  
< 5 mOhm

Cu-composition  
tin plated  
Macromelt

IP 68  
2  
-40 °C to +85 °C

94 V-0



pending

10 pieces

The SunCon connectors are designed for fixed cable installations.

# PV CONNECTOR SYSTEM SUNCON

## SunCon > Accessories SunCon



Type	SunCon BF2540 2000	SunCon BM2540 2000
Order No.	735 537-005	832 897-005
	 <p>SunCon socket contacts 2000 pcs on coil. For automated cable assembly in combination with isolating body, order no. 934 518-400</p>	 <p>SunCon plug contacts 2000 pcs on coil. For automated cable assembly in combination with isolating body, order no. 934 517-400</p>
<b>Product description</b> Housing Color Other standard types		
Number of contacts		
<b>Technical data</b> connectable solar-conductor-section Type of contact Type of termination Rated voltage Rated current	2,5 - 4 mm <sup>2</sup> AWG 14/12 socket	2,5 - 4 mm <sup>2</sup> AWG 14/12 pin
<b>Material</b> Contact material Contact surface material Housing material	CuZn tin plated	Cu-composition tin plated
<b>Environmental conditions</b> Protection class (IEC 60529) Pollution severity Temperature range		
<b>Inflammability class</b> Housing		
<b>Packing unit</b> Packaging unit	2000 pcs per roll	2000 pcs. per roll



SunCon DR	SunCon VK	SunCon Base XZC 40
<p>934 582-000</p>  <p>gasket for SunCon BMI/BFI - sealing against housing (SunCon Box 2D, SunCon Box 4D, ...)</p>	<p>934 526-100</p>  <p>cap for SunCon BMI/BFI in order to protect against contamination</p>	<p>934 528-100</p>  <p>Multitool for cutting and unisolating of solar cables (6mm) and for crimping of SunCon contacts.</p>
black	black	black/blue cable cross section and cable diameter up to 6mm, Order no. 934 528-200 for 2,5mm <sup>2</sup> c
		4 mm <sup>2</sup> with changing template
	IP 65	
100 piece	1 piece	1 pieces

# PV CONNECTOR SYSTEM SUNCON

SunCon > Accessories SunCon

Type	SunCon pv-measuring set	SunCon Box 2D
Order No.	934 581-000	
	 <p>Measuring adapter for 4 mm testing systems. For current and voltage testing at pv-modules and generators. Measurement Category CAT II</p>	 <p>Junction box for pv-modules with two cable glands, pressure balance element and captive cover. Assembled with 2 diodes.</p>
<b>Product description</b>		
Housing Color	black/red	black
Other standard types		SunCon Box 4D, Order no. 934 584-200
Number of contacts		
<b>Technical data</b>		
connectable solar-conductor-section		
Type of contact		
Type of termination		
Rated voltage	DC 1000V	
Rated current	16 A	
<b>Material</b>		
Contact material		
Contact surface material		
Housing material		
<b>Environmental conditions</b>		
Protection class (IEC 60529)		IP 65
Pollution severity		
Temperature range	-15 °C up to +70 °C	-40 °C up to +90 °C
<b>Inflammability class</b>		
Housing		PPO
<b>Packing unit</b>		
Packaging unit	1 piece	

## SunCon Box 4D

934 584-200



Junction box for pv-modules with two cable glands, pressure blance element and captive cover. Assembled with 4 diodes.

## SunCon installation case

934 579-000



Installation case incl. multitool:

1x SunCon Base XZC 40, order no. 934 528-100  
 10x SunCon VK, order no. 934 526-100  
 2x SunCon BFY, order no. 934 522-100  
 2x SunCon BMY, order no. 934 521-100  
 5x SunCon BFI, order no. 934 520-100  
 5x SunCon BMI, order no. 934 519-100  
 50x SunCon BF5258, order no. 934 518-400  
 50x SunCon BM5258, order no. 934 517-400  
 60x plug contacts, order no. 832 897-00X  
 60x socket contacts, order no. 735 537-00X  
 10x SunCon DR, order no. 934 582-000

black  
 SunCon Box 2D,  
 Order no. 934 584-100


IP 65  
 -40 °C up to +90 °C

PPO

1 piece

# The added perfect connection advantage.

Ready to go in the blink of an eye: crimping technology makes it all so easy.




Crimping is a mechanical connecting technology in which a contact is crimped permanently to the cable to be connected. This is done in the blink of an eye, and for this reason, crimping technology is used very often when installing industrial connectors – specifically, the use of a crimp tool appropriate to the cable and contact, with which the installer can carry out crimping anywhere without any problems.

The crimp contact however is not just easy to make, but also ensures a permanent and reliable electrical connection.

Connections using crimp technology are therefore especially suitable in areas subject to heavy vibration stresses as well as in conveyor and vehicle technology. With a hand-crimping tool for contacts of the NR-, G- and ST-series or the GDM-series and crimp contacts by Hirschmann, you are optimally equipped to set up a very fast connection – no matter where and when.





mm<sup>2</sup> 0.14 | 0.5 | 0.32 mm<sup>2</sup>  
0.25 | 1.5 | 0.5

Kontakt

I II I



XZC 0707

Made in Germany



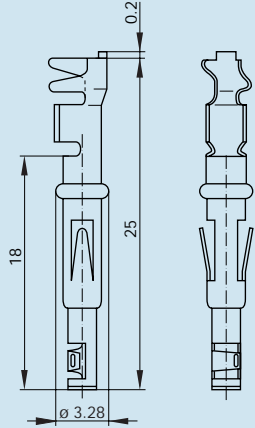
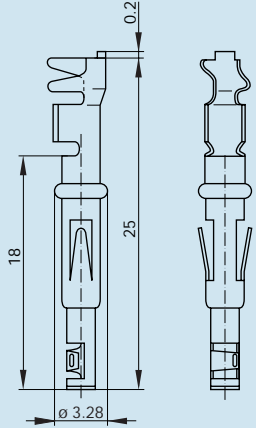
K03




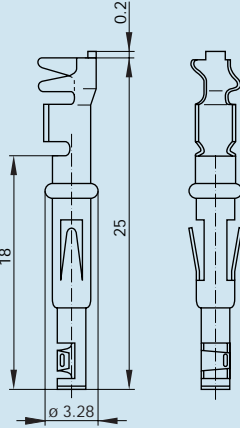
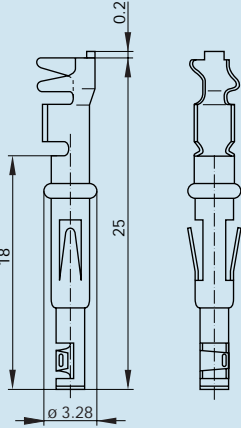
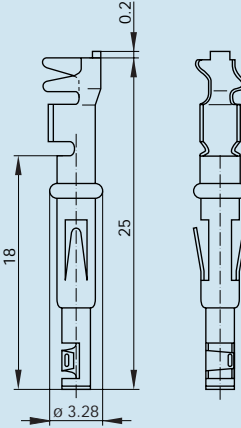
G200

I=RBC+RSC 162/1  
II=RBC+RSC 162

# ACCESSORIES



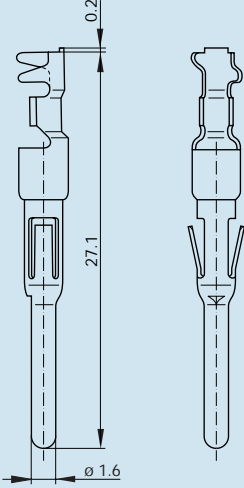
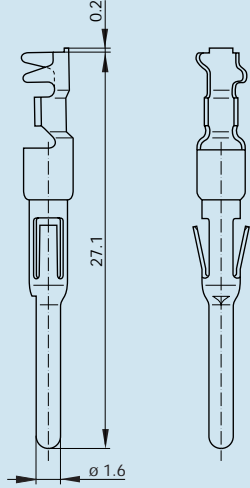
## Contacts, crimping systems, accessories > Contacts

Type	RBC 162/1 Ag	RBCB 162/1 Ag
Order No.	733 383-021	733 385-001
		
	rolled engaging crimp contact (socket), BO crimp	rolled engaging crimp contact (socket), BO crimp
<b>Product description</b> Conductor size	0.14 mm <sup>2</sup> to 0.5 mm <sup>2</sup>	0.14 mm <sup>2</sup> to 0.5 mm <sup>2</sup>
<b>Drawing</b>		
<b>Technical data</b> Type of termination Pin dimensions	crimping 1.6 mm	crimping 1.6 mm
<b>Material</b> Contact material Contact surface material	Cu Zn Ag	Cu Zn Ag
<b>Packing unit</b> Packaging unit	100 pieces	2000 pieces coiled
<b>Scope of delivery and accessories</b> Accessories to order separately	suitable for NR-series and ST-series (5 pole) connectors suitable crimping tool: crimping pliers XZC 0701 suitable ejection tool: XWA 164	suitable for NR-series and ST-series (5 pole) connectors suitable ejection tool: XWA 164




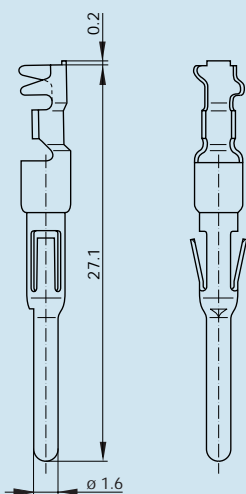
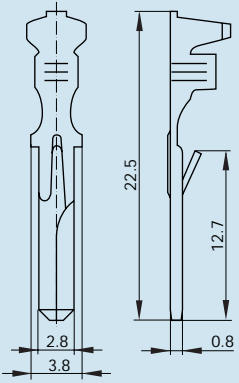
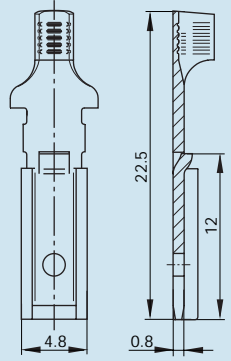
RBC 162 Ag	RBCB 162 Ag	RBCB 162 Ag
731 724-221  rolled engaging crimp contact (socket), BO crimp	731 726-202  rolled engaging crimp contact (socket), BO crimp	731 726-201  rolled engaging crimp contact (socket), BO crimp
0.5 mm <sup>2</sup> to 1.5 mm <sup>2</sup>	0.5 mm <sup>2</sup> to 1.5 mm <sup>2</sup>	0.5 mm <sup>2</sup> to 1.5 mm <sup>2</sup>
		
crimping 1.6 mm	crimping 1.6 mm	crimping 1.6 mm
Cu Zn Ag	Cu Zn Ag	Cu Zn Ag
100 pieces	200 pieces coiled	2000 pieces coiled
suitable for NR-series and ST-series (5 pole) connectors suitable crimping tool: crimping pliers XZC 0701 suitable ejection tool: XWA 164	suitable for NR-series and ST-series (5 pole) connectors suitable ejection tool: XWA 164	suitable for NR-series and ST-series (5 pole) connectors suitable ejection tool: XWA 164

# ACCESSORIES

## Contacts, crimping systems, accessories > Contacts


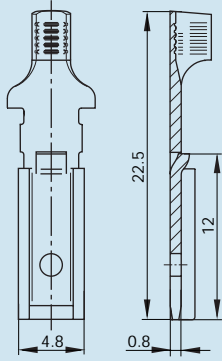
Type	RSC 162/1 Ag	RSC 162 Ag
Order No.	733 384-021	731 725-021
		
	rolled engaging crimp contact (pin contact), BO crimp	rolled engaging crimp contact (pin contact), BO crimp
<b>Product description</b> Conductor size	0.14 mm <sup>2</sup> to 0.5 mm <sup>2</sup>	0.5 mm <sup>2</sup> to 1.5 mm <sup>2</sup>
<b>Drawing</b>		
<b>Technical data</b> Type of termination Pin dimensions	crimping 1.6 mm	crimping 1.6 mm
<b>Material</b> Contact material Contact surface material	Cu Zn Ag	Cu Zn Ag
<b>Packing unit</b> Packaging unit	100 pieces	100 pieces
<b>Scope of delivery and accessories</b> Accessories to order separately	suitable for NR-series and ST-series (5 pole) connectors suitable crimping tool: crimping pliers XZC 0701 suitable ejection tool: XWA 164	suitable for NR-series and ST-series (5 pole) connectors suitable crimping tool: crimping pliers XZC 0701 suitable ejection tool: XWA 164



RSCB 162 Ag	RMC 280	RMC 480
731 727-001	731 991-021	731 470-021
		
rolled engaging crimp contact (pin contact), BO crimp	engaging crimp contact (blade contact), suitable for G-series connectors	flat crimping contact (blade contact), according to connector of GSC-Series
0.5 mm <sup>2</sup> to 1.5 mm <sup>2</sup>	0.5 mm <sup>2</sup> to 1 mm <sup>2</sup> (BO crimp)	0.5 mm <sup>2</sup> to 1.5 mm <sup>2</sup> (B crimps)
		
crimping 1.6 mm		
Cu Zn Ag	CuZn Sn	CuZn Sn
2000 pieces coiled	100 pieces	100 pieces
suitable for NR-series and ST-series (5 pole) connectors suitable ejection tool: XWA 164	suitable for G-series; suitable crimping tool (pliers): XZC 0702, Order-no. 932 507-003	suitable for GDM-series; suitable crimping tool (pliers): XZC 0702, Order No. 932 507-003

# ACCESSORIES

## Contacts, crimping systems, accessories > Contacts

Type		RMCB 480
Order No.	731 468-001	
		
Flat crimping contact (blade contact), according to connector of GSC-Series		
<b>Product description</b>		
Conductor size	0.5 mm <sup>2</sup> to 1.5 mm <sup>2</sup> (B crimps)	
<b>Drawing</b>		
<b>Technical data</b>		
Type of termination		
Pin dimensions		
<b>Material</b>		
Contact material	CuZn	
Contact surface material	Sn	
<b>Packing unit</b>		
Packaging unit	3000 pieces coiled	
<b>Scope of delivery and accessories</b>		
Accessories to order separately	suitable crimping tool (pliers): XZC 0702, Order No. 932 507-003	

# ACCESSORIES

## Contacts, crimping systems, accessories > Crimping tools

Type	XZC 0701	XZC 0702
Order No.	932 507-002	932 507-003
	 <p>crimping tool for NR-series and ST-series contacts, color: blue</p>	 <p>crimping tool for GDM-series contacts and G-series contacts, color: red</p>
<b>Product description</b> Conductor size	for contacts: RBC 162/1, 0.14 mm <sup>2</sup> to 0.25 mm <sup>2</sup> , Profil I; RSC 162/1, 0.14 mm <sup>2</sup> to 0.25 mm <sup>2</sup> , Profil I; RBC 162, 0.5 mm <sup>2</sup> to 1.5 mm <sup>2</sup> , Profil II; RSC 162, 0.5 mm <sup>2</sup> to 1.5 mm <sup>2</sup> , Profil II; RBC 162/1, 0.32 mm <sup>2</sup> to 0.5 mm <sup>2</sup> , Profil III	for contacts: RMC 280, 0.5 mm <sup>2</sup> to 1 mm <sup>2</sup> , Profil I; order no.: 731 991-021; RMC 480, 0,5 mm <sup>2</sup> bis 1,5 mm <sup>2</sup> , Profil II, order no.: 731 470-021
<b>Technical data</b> Type of termination	crimping	crimping
<b>Packing unit</b> Packaging unit	1 pieces	1 pieces
<b>Scope of delivery and accessories</b> Scope of delivery	1 crimping pliers	1 crimping pliers

## Contacts, crimping systems, accessories > Ejector tools

Type	XWA 164
Order No.	931 812-001
	 <p>ejection tool for NR-series and ST-series contacts (5 pole) crimp contacts 1.6 mm (diameter)</p>
<b>Packing unit</b> Packaging unit	1 pieces