



Industrial Power Transmission Products

Conveyor Belts

Engineering Plastics

January, 2007






Safety Precautions




Please read all the warnings!


- Please take all necessary precautions when using our products. Also, Please review relevant product catalog and design documents, etc.



Significances of safety precautions are categorized as follows:



Signs	Meanings
 Danger	Imminently causing death or severe injury to the user who misuses products.
 Warning	Possibly causing death or severe injury to the user who misuses products.
 Caution	Possibly causing personal injury or property damage if misused.

Power Transmission Products

Use	
 Danger	<ul style="list-style-type: none">● If you expect that a belt will fail and idle, free-run, or stop the system, thus causing a fatal or severe accident, please provide an extra safety device.● Do not use a belt as a lifting or towing tool.
 Warning	<ul style="list-style-type: none">● If you expect that static electricity will come from the power transmission belt system, thus causing fire or malfunction of the controller, use an antistatic belt and set a neutralization apparatus in the system.
 Caution	<ul style="list-style-type: none">● Do not use a belt as an insulator. Contact us for information on insulation properties, which vary in belt type.● For a belt that touches food directly, use one that complies with the applicable food hygiene law of your country● Do not modify a belt, or its quality and performance could deteriorate.

Function & Performance	
 Caution	<ul style="list-style-type: none">● Do not use a belt beyond its capacity or for an application other than that specified by the catalog, design documents, etc. This can cause premature failure of the belt.● If water, oil, chemical, paint, dust, etc. sticks to a belt or pulley, its power transmission could deteriorate and the belt may fail.● A cogged belt makes louder noise during high-speed rotation. If this occurs, use a soundproof cover.


Storage & Transportation	
 Warning	<ul style="list-style-type: none">● To store a heavy belt, use a suitable jig or stopper to prevent accidents such as belt toppling or tumbling.
 Caution	<ul style="list-style-type: none">● Use suitable equipment to carry/handle a heavy belt or pulley. Otherwise, back injury may result.● Do not put weight on or bend a belt forcibly to carry or store it. Otherwise, it will produce defects or scratches to the belt, resulting in damage.● Store the belt in low humidity and a temperature range of -10°C to 40°C. Do not expose belts to direct sunlight.

Mounting & Operation	
 Danger	<ul style="list-style-type: none">● Install a safety cover over rotating components including belt/ pulley. Otherwise, hair, gloves and clothing can become entangled in the belt/ pulley. If a belt/pulley breaks, fragments may cause injuries.● Take the following precautions to maintain, inspect and replace a belt.<ol style="list-style-type: none">1) Turn off power and wait until the belt and pulley have stopped completely.2) Secure machinery so that it may not move during belt removal.3) Use caution : Do not unintentionally turn on power.
 Caution	<ul style="list-style-type: none">● Use the same type of belts or pulleys per OEM specification. Use of a different type may cause premature failure.● Misalignment of the pulleys can damage the belt and result in flange failure. Make proper adjustments to system.● Loosen the belt tension when changing belts. Do not force or stretch a belt over the flange. Do not use a screw driver or other sharp objects into when replacing the belt as this will result in damage.● Apply the appropriate belt tension as specified by the relevant catalog and design documents, etc. Inappropriate tension could result in damage of the belt and shaft.● Take the following precautions to modify the pulley in use:<ol style="list-style-type: none">1) Remove burrs and maintain proper pulley angle;2) Secure accurate dimensions after modification;3) Maintain the pulley strength after modification.● Before assembling the flange with the pulley, check for foreign materials between the pulley and flange. Fasten the flange with a caulking tool and so on. Inappropriate installation could result in the flange coming off.

Handling of Used items	
 Caution	<ul style="list-style-type: none">● Do not burn belt, or hazardous gas could be produced.

Plastic Conveyor Belts

Use


-  **Warning**
- Do not use the belt as a lifting or towing device.
 - To convey unpackaged food, use a belt that complies with the applicable food hygiene law of your country.

Storage & Transportation

-  **Warning**
- To store a large plastic conveyor belt, use a suitable jig or stopper to prevent accidents due to belt toppling or tumbling.

-  **Caution**
- Use suitable equipment to carry and handle large plastic conveyor belts. Otherwise, back injury may result.

Mounting & Operation

-  **Danger**
- Before fitting and inspecting the plastic conveyor belt, be sure to turn off the power of the conveyor and related systems and check to make sure that conveyor has stopped, so as to prevent accidents.
 - Fix a safety guard to avoid close contact with conveyor belt in use. Otherwise, you may become entangled in the conveyor system.

Installation Works


-  **Warning**
- Solvent and adhesive used for endless type belts is flammable. No open flames are allowed during operation.

Engineering Plastic Products


Use

-  **Warning**
- Do not use the product for medical purposes, such as transplantation or in such a way that it touches bodily fluids or tissues.

Storage & Transportation

-  **Caution**
- Injury may occur as a result of a product falling. Use proper equipment especially when carrying a large product and install it into processing machinery.
 - A pile of products on an uneven place could slip, collapse or topple by gravity. Store products on a flat shelf or pallet that won't bend under product weight.
 - Static electricity may spark. Do not rub products against insulators like paper, cloth, plastic.
 - Gas will occur from burning product. Keep away from fire.

Process

-  **Caution**
- Product may break up due to partial heat generated by forced processing. To reduce over heating, use air, cutting oil or a sharp cutting tool, and adjust its feeding speed. Pay special attention to bore processing which generates heat easily.
 - As the product is less elastic than metal, it could deform and come off the chuck, scattering materials if it doesn't fit properly on the processing machinery. Fix the product firmly, taking care not to deform materials.

Couplings

Use


-  **Danger**
- Provide an additional safety device if you expect that a fatal or severe accident may occur if the coupling breaks or comes off, and then idles, free-runs or stops the system.

Function & Performance


-  **Caution**
- Do not use product beyond its capacity or for applications other than specified in the catalog, design documents, etc. Otherwise, the product could fail prematurely.


Storage & Transportation

-  **Warning**
- Use an appropriate jig or stopper to prevent a large coupling from toppling and tumbling. Do not store coupling at a height where it could fall.

-  **Caution**
- Use suitable equipment when carrying or handling a large coupling, depending on its weight. Otherwise, back injury may result.

Mounting & Operation

-  **Danger**
- Be sure to put a safety cover over the rotating components including the coupling. Otherwise, hair, gloves or clothing may become entangled. Also, injury may occur if parts fly off.
 - Secure coupling. Otherwise, the coupling and its parts may come off.
 - Take the following precautions to maintain, inspect or replace coupling:
 - 1) Turn off the power and wait until the machine stops completely.
 - 2) Fix machinery so that it may not move during removal of the coupling.
 - 3) Take care not to unintentionally turn on the switch.
 - Before you operate the machine, check to make sure unused bolts or tools do not remain after installation of the coupling. If operation starts with unused items being left behind, they could be flung off, causing injuries.


-  **Caution**
- Replace the same type of couplings. Use of a different type of coupling will result in earlier damage.
 - Adjust coupling properly. Otherwise, deflection or declination will damage or displace the coupling.

Handling of Used items

-  **Danger**
- Do not burn the coupling. Otherwise, hazardous gas could be produced.

CONTENTS

Safety Precautions.....	P1,2
1. Power Transmission Belts and Related Products.....	P4~68
2. Conveyor Belts	P69~77
3. Engineering Plastic Products	P78~85
Global Factories & Sales Offices.....	P88



1. Power Transmission Belts and Related Products

Application Examples	P5, 6
Lineup of Belts and Related Products	P7, 8
Industrial Power Transmission Product Selection Chart	P9,10
Dimensions	P11

I Synchronous Power Transmission

Round Tooth Timing Belt

Belt Type, Dimensions & Product Code.....	P13
SUPER TORQUE Timing Belt GN	P14, 15
SUPER TORQUE Timing Belt G	P16
SUPER TORQUE Timing Pulley	P17
MEGA TORQUE Timing Belt G&U	P18, 19
H Series	P20
green eco® Series	P27

Trapezoidal Tooth Timing Belt

Belt Type, Dimensions & Product Code.....	P21
Timing Belt G	P22~24
Timing Belt U	P25, 26
green eco® Series	P27
Timing Pulley	P28, 29
Other type of Timing Belt	
LONG-SPAN Timing Belt	P30

II Frictional Forced Power Transmission

Classical V-Belt / Red label V-Belt	P32
Classical V-Belt / Red label V-Belt for DIN2215 / ISO4184	P33~36
MAXSTAR WEDGE V-Belt	P37
MAXSTAR WEDGE V-Belt for RMA / MPTA	P38
Narrow V-Belt for DIN7753 / ISO4184	P39
SUPER VS® Belt (Variable Speed Belt)	P40
MAXSTAR WEDGE Bushing Pulley	P41, 42
e-Power® Belt	P43
RIBSTAR Belt G (Rubber V-Ribbed Belt)	P44

RIBSTAR Belt U (Polyurethane V-Ribbed Belt)	P45
RIBSTAR Pulley (V-Ribbed Pulley)	P46
FLEXSTAR® Belt	P47
SUPER FLEXSTAR® Belt	P48
FLEXSTAR® Belt J	P49
POLYMAX Belt	P50
MB Belt	P51
STARROPE®, SUPER STARROPE®	P52
PRENE V-ROPE, PRENE HEXAGONAL-ROPE	P52
Flat Belt	P53

III Direct Connected Power Transmission

Chemi-Chan® (High Performance Miniature Coupling)	P55
HYPERFLEX® Coupling	P56
TSCHAN® Coupling NOR-MEX®	P57, 58
TSCHAN® Coupling S	P59, 60


IV Other Related Products

SLEEVE ROLL (Polyurethane molded product)	P62
STARLOCK®(Shaft Fastener)	P63, 64

V Troubleshooting for Power Transmission Products

For Timing Belt	P67
For V-Belt	P68


Synchronous Power Transmission & Direct Connected Power Transmission



Polisher (SUPER TORQUE Timing Belt)




Large Knitting Machine (SUPER TORQUE Timing Belt)



Copier (Rubber Timing Belt)

Application Example


Frictional Forced Power Transmission




Heavy Duty Polisher (MAXSTAR WEDGE V-Belt)




Combine (V-Belt for Agricultural Machines)




Food Processor (RIBSTAR Belt)




Marine Engine (TSCHAN® Coupling S)




Plastic Card Vender (Polyurethane Timing Belt)




Packaging Machine (Polyurethane Double Timing Belt)




Actuator (Chemi-Chan®)



Dryer (V-Belt)



NC Lathe (Multi-POLYMAX Belt)



NC Lathe (RIBSTAR Belt)

* To show the application examples clearly, safety covers are removed in the pictures on this page.
Always put on the safety covers when in use.


Timing Belt

Timing Pulley


Coupling

Product Name & Application


SUPER TORQUE Timing Belt
(General use)




MEGA TORQUE Timing Belt G&U
(Heavy-duty use)




Timing Belt G
(General use : Rubber)




Timing Belt U
(General use : Polyurethane)




green eco® Series



LONG-SPAN Timing Belt
(Endless & Open-End)




Timing Pulley



Chemi-Chan®
(High Performance
Miniature Coupling)



TSCHAN® Coupling NOR-MEX®




TSCHAN® Coupling S




Product Name & Application


Classical V-Belt
(General use)




Multi V-Belt
(General use : Joined V-Belt)




Less Thickness Wrapped V-Belt
(LA, LB, LC)
(Agricultural use)




BARE-BACK® V-Belt
(Agricultural use, Washer and Dryer)



MAXSTAR WEDGE V-Belt
(Heavy-duty use)




Multi MAXSTAR WEDGE V-Belt
(Joined V-Belt for Heavy-duty)



e-POWER® Belt
(Notched type)




Perforated V-ROPE













V-Belt with lugs
(Agricultural use)














HEXAGONAL V-Belt



Wrapped Belt

Product Name & Application	
Raw Edge Belt	<p>Orange label Raw Edge COGGED V-Belt (Agricultural use)</p> 
	<p>SUPER GOLD 1000 Raw Edge COGGED V-Belt (Agricultural use)</p> 
	<p>Raw Edge MULTI-PLY V-Belt (Automotive use)</p> 
	<p>Raw Edge COGGED V-Belt (Automotive use)</p> 
	<p>Raw Edge COGGED Variable Speed Belt</p> 
	<p>e-POWER® Belt (Cogged type)</p> 
Pulley	<p>Pulley and Bushing for WEDGE V-Belt</p> 
	<p>Pulley and Bushing for RIBSTAR Belt</p> 
Bushing	<p>MB BUSHING</p> 
	<p>SLEEVE ROLL</p> 
Polyurethane Molded	

Product Name & Application	
Ribbed Belt	<p>RIBSTAR Belt G (Rubber)</p> 
	<p>RIBSTAR Belt U (Polyurethane)</p> 
Polyurethane Belt	<p>POLYMAX Belt (Wide-angle Polyurethane V-Belt)</p> 
	<p>MB Belt (For Sewing Machine)</p> 
	<p>STARROPE® & SUPER STARROPE® (Polyurethane Round Rope)</p> 
	<p>PRENE V-ROPE & HEXAGONAL-ROPE (Polyurethane Rope)</p> 
	<p>FLEXSTAR®</p> 
	<p>SUPER FLEXSTAR® (Heavy-duty use)</p> 
Flat Belt	<p>FLEXSTAR® Belt J (For Conveyor)</p> 
	<p>Flat Belt (For Lifter)</p> 
<p>Flat Belt (General use)</p> 	

Industrial Power Transmission Product Selection Chart

How much slip can you allow?

How do you want to use it?

What features do you need?

Slip Tolerance	Drive Classification	Applications	Type of Belt/ Pulley		Features	Mitsubishi Products Lineup for Power Transmission Belts						
			Material	Tooth Shape or Form		Product Name	Type					
No slip allowed	Synchronous Power Transmission	Timing Belt	Office & Home appliances General use (for motor drive) Automotive use (for engine drive)	Round tooth	High power transmission, heat resistance, water resistance, flex fatigue resistance	SUPER TORQUE GN	S1.5M·S2M·S3M·S5M					
						SUPER TORQUE G	S8M·S14M					
						SUPER TORQUE GA	S8M·FS9.525M·MY·MR·S5M					
						SUPER TORQUE G Double Timing	DS3M·DS5M·DS8M·DS14M					
						SUPER TORQUE G Open-End	S2M·S3M·S5M·S8M·S14M					
						SUPER TORQUE G Endless	S8M·S14M					
		General use	Rubber	Printer	Trapezoidal tooth	Synchronous Power transmission	Accurate positioning	STARMAX® G	ST1.5·ST55·ST64·ST80·ST83·ST2.0·ST111			
							Ozone resistance	green eco® Series	S2M·S3M·ST1.0·ST1.5·ST2.0·ST55·ST80·ST83·ST111			
							Low-speed, high-torque use	MEGA TORQUE G	MTS 5 M·MTS 8 M·MTS 14 M			
							Synchronous Power transmission	SYNCHROSTAR® G	MXL·XXL·XL·L·H·XH·XXH			
							Heat resistance	SYNCHROSTAR GA	ZA·ZAS·ZB·ZBS			
							Multi-pulley, double-sided drive	SYNCHROSTAR G Double Timing	DMXL·DXL·DL·DH			
		General use	Thermo-setting polyurethane	Printer	Trapezoidal tooth	Long-span drive	SYNCHROSTAR G Open-End	MXL·XL·L·H				
							SYNCHROSTAR G Endless	L·H·XH·XXH				
							Ozone resistance	green eco® Series	MXL·XL			
							Accurate positioning	STARMAX® G	T80·T83·T111			
							Clean drive	SYNCHROSTAR U	T80·T5·T10·XL·L			
							Multi-pulley, double-sided drive	SYNCHROSTAR U Double Timing	DT5·DT10			
General use	Thermoplastic polyurethane	Home appliances	Round tooth	Long-span drive	SYNCHROSTAR U Open-End	T80·XL·L						
					Long-span drive	FREESPAN® Belt	S5M·S8M					
					Synchronous transportation		T5·T10·AT5·AT10·XL·L·H					
					Clean drive							
					Accurate positioning							
					Accurate positioning							
Some slip is allowed.	Friction Forced Transmission	V-Belt	Office & Home appliances, General use (based on ISO standard)	Rubber	Less thickness	Light-duty use, compact design	FHP	3L·4L·5L				
						General use	Classical V-Belt	K·M·A·B·C·D·E				
						High power transmission	Red label V-Belt					
						Energy-saving	e-POWER®	A·B·C				
						Heavy-duty use, compact design	MAXSTAR WEDGE V	3V·5V·8V				
						Anti-vibration	MAXSTAR WEDGE	R3V·R5V·R8V				
						Agricultural use	Less thickness	Flex resistance	Heat resistance, flex resistance	Heat resistance, flex resistance	L type	
											Orange label L type	
											Gold label L type	LA·LB·LC
											SUPER GOLD 1000	
											AG Series	
											High power transmission	Orange label Raw Edge COGGED
						General use	Raw Edge Cogged	Less thickness type	Low contraction	Energy-Saving	SUPER GOLD 1000 Raw Edge COGGED	
											e-POWER®	AX·BX·CX
											TRIPLEX	AX·BX·CX
											Multi-VX	RAX·RBX·RCX
											MAXSTAR WEDGE SUPREME®	3VX·5VX
											Multi MAXSTAR WEDGE SUPREME®	R3VX·R5VX
Home appliances, agricultural use	Standard Flat	Rubber dust free, belt clutch	BARE-BACK® V	M·A·B·C	LA·LB·LC							
					HM·A·B·BC							
					HM·A·B							
					HM·A·B·BC·C·CD							
					A·B							
					RCVS, SUPER VS®	Top width 10mm~120mm						
Automotive use	Raw Edge Cogged	Plain	Abrasion resistance	Low noise	REMF®							
					MPMF®							
					RECMP®							
					WFC®							
					DCVS®	Top width 20mm~120mm						
					AGVS®	HI·HJ·HK·HL·HM·HN						
Motorcycle, general use	Raw Edge Cogged (Variable speed)	Wide-angle cogged	High-speed revolution, compact design	High-speed revolution, anti-vibration	POLYMAX	3M·5M·7M·11M						
					Multi POLYMAX	R5M·R7M·R11M						
					MB Belt	MB						
					PORT®, HARBOUR®, SPECIAL PORT®	P·H·SP						
					ECHO®, PIONEER®	EC·P						
					DRY FLEX®	AA·O·OW·TN						
Heavy-duty agricultural use	Wide-angle	Cord core flat type	High-speed drive, compact design	High tensile force	FLEXSTAR®	FL·FM·FH·FLEG·FLG·FLE·FMG·FHG						
					SUPER FLEXSTAR®	FU·FW·FY						
					FREESPAN® Flat Belt	F20·F20D						
					J8GA·J8GE·J8H·J8HB·J6H·J6HB·J3H·J3HB							
					JL·JLB·JL3							
					JN·J2N							
Home appliances, agricultural use, general use	Cord core flat type	No cord and canvas flat type	Good driving stability, compact design, maintenance-free	FLEXSTAR® Belt J	JU·JLU2·JLU5·JLU6							
					UG							
					RIBSTAR G (Bare-back type)	HB						
					RIBSTAR G	J·PK·L						
					RIBSTAR U	HB·JT·JBT·J						
					HEXAGONAL V-Belt	AA·BB·CC						
General use, agricultural use	Rubber	Hexagonal	Multi-pulley, double-sided drive	Adjustable belt length	Perforated V-Belt	M·A·B·C						
					STARROPE®	φ2~φ10·φ12·φ15						
					SUPER STARROPE®	φ2~φ10·φ12·φ15						
					PRENE V-ROPE	M·A·B						
					PRENE HEXAGONAL-ROPE	AA·BB						
					Sponge backing type	Sponge backing V-Belt	LA·LB·LC					
General use, Office & Home appliance, agricultural use	Polyurethane	Rib	Flex resistance, high power transmission, high-speed revolution	Flex resistance, high-speed revolution	RIBSTAR G	A·B·C						
					RIBSTAR U	HB·JT·JBT·J						
					HEXAGONAL V-Belt	AA·BB·CC						
					Perforated V-Belt	M·A·B·C						
					STARROPE®	φ2~φ10·φ12·φ15						
					SUPER STARROPE®	φ2~φ10·φ12·φ15						
Office & Home appliance, general use	Rubber	Hexagonal	Multi-pulley, double-sided drive	Adjustable belt length	PRENE V-ROPE	M·A·B						
					PRENE HEXAGONAL-ROPE	AA·BB						
					Sponge backing type	Sponge backing V-Belt	LA·LB·LC					
					Standard type	V-Belt with lugs	A·B·C					
					NOR-MEX® S	G·FG·LG·E·FE·LE						
					HYPERFLEX®	S·SV·SX·SZ						
Office appliance, precision machinery	Aluminum	Flexible, Direct Connected Power Transmission	Shock absorption, anti-vibration	Good attenuation performance	HYPERFLEX®	MT·MH						
					Chemi-chan®	HAS						

Note: Take slip ratio as approx. 1%

● Selecting Power Transmission Belts and Related Products

A wide range of products are available at Mitsubishi to suite your needs. Refer to the following property chart when selecting belts.

Excellent●
 Good▲
 Caution needed when in use▲
 Not suitable—

	Application Properties												Environmental Properties									
	High power-transmission	Compact-design	Flexibility	High-Speed drive	Multi-Pulley	Joint processing	Smooth operation	Continuous speed change	Back side drive	Back side tension	alignment	Frequent start & stop	Heat resistance	Cold resistance	Water resistance	Oil resistance	Acid resistance	Alkali resistance	Ozone resistance	Weather resistance	Noise	Vibration
	●	●	●	●		—	●				▲											
	●	●	●	●		—	●				▲											
	●	●	●	●	●	—	●		●		▲		●	●							●	
	●	●	●	●		—	●				▲											
	●	●	●	●		—	●				▲											
	●	●	●	●	●	—	●		●		▲											
	●	●	●	●		—	●				▲											
	●	●	●	●		—	●				▲											
	●	●	●	●	●	—	●				▲											
	●	●	●	●		—	●				▲											
	●	●	●	●	●	—	●				▲											
	●	●	●	●		—	●				▲											
	●	●	●	●	●	—	●				▲											
	●	●	●	●		—	●				▲											
	●	●	●	●	●	—	●				▲											
	●	●	●	●		—	●				▲											
	●	●	●	●	●	—	●				▲											
	●	●	●	●		—	●				▲											
	●	●	●	●	●	—	●				▲											
	●	●	●	●		—	●				▲											
	●	●	●	●	●	—	●				▲											
	●	●	●	●		—	●				▲											
	●	●	●	●	●	—	●				▲											
	●	●	●	●		—	●				▲											
	●	●	●	●	●	—	●				▲											
	●	●	●	●		—	●				▲											
	●	●	●	●	●	—	●				▲											
	●	●	●	●		—	●				▲											
	●	●	●	●	●	—	●				▲											
	●	●	●	●		—	●				▲											
	●	●	●	●	●	—	●				▲											
	●	●	●	●		—	●				▲											
	●	●	●	●	●	—	●				▲											
	●	●	●	●		—	●				▲											
	●	●	●	●	●	—	●				▲											
	●	●	●	●		—	●				▲											
	●	●	●	●	●	—	●				▲											
	●	●	●	●		—	●				▲											
	●	●	●	●	●	—	●				▲											
	●	●	●	●		—	●				▲											
	●	●	●	●	●	—	●				▲											
	●	●	●	●		—	●				▲											
	●	●	●	●	●	—	●				▲											
	●	●	●	●		—	●				▲											
	●	●	●	●	●	—	●				▲											
	●	●	●	●		—	●				▲											
	●	●	●	●	●	—	●				▲											
	●	●	●	●		—	●				▲											
	●	●	●	●	●	—	●				▲											
	●	●	●	●		—	●				▲											
	●	●	●	●	●	—	●				▲											
	●	●	●	●		—	●				▲											
	●	●	●	●	●	—	●				▲											
	●	●	●	●		—	●				▲											
	●	●	●	●	●	—	●				▲											
	●	●	●	●		—	●				▲											
	●	●	●	●	●	—	●				▲											
	●	●	●	●		—	●				▲											
	●	●	●	●	●	—	●				▲											
	●	●	●	●		—	●				▲											
	●	●	●	●	●	—	●				▲											
	●	●	●	●		—	●				▲											
	●	●	●	●	●	—	●				▲											
	●	●	●	●		—	●				▲											
	●	●	●	●	●	—	●				▲											
	●	●	●	●		—	●				▲											
	●	●	●	●	●	—	●				▲											
	●	●	●	●		—	●				▲											
	●	●	●	●	●	—	●				▲											
	●	●	●	●		—	●				▲											
	●	●	●	●	●	—	●				▲											
	●	●	●	●		—	●				▲											
	●	●	●	●	●	—	●				▲											
	●	●	●	●		—	●				▲											
	●	●	●	●	●	—	●				▲											
	●	●	●	●		—	●				▲											
	●	●	●	●	●	—	●				▲											
	●	●	●	●		—	●				▲											
	●	●	●	●	●	—	●				▲											
	●	●	●	●		—	●				▲											
	●	●	●	●	●	—	●				▲											
	●	●	●	●		—	●				▲											
	●	●	●	●	●	—	●				▲											
	●	●	●	●		—	●				▲											
	●	●	●	●	●	—	●				▲											
	●	●	●	●		—	●				▲											
	●	●	●	●	●	—	●				▲											
	●	●	●	●		—	●				▲											
	●	●	●	●	●	—	●				▲											
	●	●	●	●		—	●				▲											
	●	●	●	●	●	—	●				▲											
	●	●	●	●		—	●				▲											
	●	●	●	●	●	—	●				▲											
	●	●	●	●		—	●				▲											
	●	●	●	●	●	—	●				▲											
	●	●	●	●		—	●				▲											
	●	●	●	●	●	—	●				▲											
	●	●	●	●		—	●				▲											
	●	●	●	●	●	—	●				▲											
	●	●	●	●		—	●				▲											
	●	●	●	●	●	—	●				▲											
	●	●	●	●		—	●				▲											
	●	●	●	●	●	—	●				▲											
	●	●	●	●		—	●				▲											
	●	●	●	●	●	—	●				▲											
	●	●	●	●		—	●				▲											
	●	●	●	●	●	—	●															

Dimensions

Model	Material	Type	Cross-Sectional Dimensions top width (mm) x thickness (mm) x angle (°)	Minimum Pulley Diameter (mm)	Highest Speed (m/sec)
SUPER TORQUE Timing Belt (Round tooth)	Rubber	S1.5M	Pitch (mm) 1.50	9	30 (40)
		S2M	2.00	9	30 (40)
		S3M	3.00	13	30 (40)
		S5M	5.00	22	30 (40)
		S8M	8.00	56	30 (40)
	S14M	14.00	151	30 (40)	
	Polyurethane	S2M	2.00	9	30 (40)
		S3M	3.00	13	30 (40)
MEGA TORQUE Timing Belt	Rubber	MTS5M	Pitch (mm) 5.00	22	30
		MTS8M	8.00	56	30
		MTS14M	14.00	151	30
	Polyurethane	MTS8M	Pitch (mm) 8.00	61	30
Timing Belt (Trapezoidal tooth)	Rubber	MXL	Pitch (mm) 2.032	7	30 (40)
		XL	5.08	16	30 (40)
		L	9.525	30	30 (40)
		H	12.700	57	30 (40)
		XH	22.225	127	30 (40)
		XXH	31.750	182	30 (40)
	Polyurethane	T80	Pitch (mm) 2.032	7	30 (40)
		T5 · DT5	5.0	19	30 (40)
		T10 · DT10	10.0	45	30 (40)
		XL	5.08	16	30 (40)
		L	9.525	30	30 (40)
Classical V-Belt	Rubber	A	12.5x 9.0x 40	95 (67)	30
		B	16.5x 11.0x 40	150 (118)	30
		C	22.0x 14.0x 40	224 (180)	30
		D	31.5x 10.0x 40	355 (300)	30
		E	38.0x 25.5x 40	560 (450)	30
MAXSTAR WEDGE V-Belt	Rubber	3V	9.5x 8.0x 40	67	40
		5V	15.9x 13.5x 40	180	40
		8V	25.4x 22.0x 40	315	40
Multi MAXSTAR WEDGE V-Belt (Joined V-Belt)	Rubber	3V	-	67	40
		5V	-	180	40
		8V	-	315	40
RIBSTAR Belt (V-Ribbed Belt)	Rubber	J	Pitch (mm) 2.34	31.5 (25)	40 (50)
		PK	3.56	56 (50)	40 (50)
		L	4.70	90 (80)	40 (50)
	Polyurethane	JT · JBT	Pitch (mm) 2.34	20	30 (35)
FLEXSTAR® Belt	Rubber	FL	Belt Thickness (mm) 1.5	16	40 (60)
		FM	2.5	40	40 (60)
		FH	3.5	80	40 (60)
POLYMAX Belt	Polyurethane	3M	3.0x 2.0x 60	17	40
		5M	5.0x 3.0x 60	26	40
		7M	7.0x 5.0x 60	42	40
		11M	11.0x 7.0x 60	67	40
MB Belt (Polyurethane V-Belt)	Polyurethane	MB	6.0x 4.0x 40	16	10
STARROPE®/ SUPER STARROPE®	Polyurethane	2	Diameter ϕ mm 2	15/ 20 SUPER	10 and below
		3	3	20/ 30	10
		4	4	30/ 40	10
		5	5	40/ 50	10
		6	6	50/ 60	10
		7	7	60/ 70	10
		8	8	70/ 80	10
		9	9	85/ 90	10
		10	10	95/ 100	10
		12	12	120/ 120	10
		15	15	150/ 150	10
PRENE V-ROPE	Polyurethane	M	10.0x 5.5x 40	40	10 and below
		A	12.5x 8.5x 40	85	10
		B	16.5x 10.5x 40	100	10
PRENE HEXAGONAL-ROPE	Polyurethane	AA	12.5x 10.0x 40	100	10 and below
		BB	16.5x 12.5x 40	130	10

Note 1 Values in () are only used under limited conditions. Avoid these values as much as possible.

The conditions of use such as pulley diameter and speed affect belt durability.

(Use the above table as a reference when selecting belts)

Note 2 For V-Belt and MAXSTAR WEDGE V-Belt, values are nominal.

I Synchronous Power Transmission

Round Tooth Timing Belt

Belt Type, Dimensions & Product Code	P13
SUPER TORQUE Timing Belt GN	P14,15
SUPER TORQUE Timing Belt G	P16
SUPER TORQUE Timing Pulley.....	P17
MEGA TORQUE Timing Belt G&U	P18,19
H Series	P20
green eco® Series	P27

Trapezoidal Tooth Timing Belt

Belt Type, Dimensions & Product Code	P21
Timing Belt G	P22~24
Timing Belt U	P25, 26
green eco® Series	P27
Timing Pulley	P28, 29

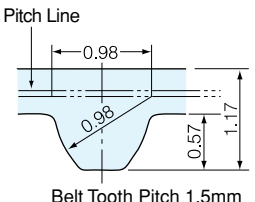
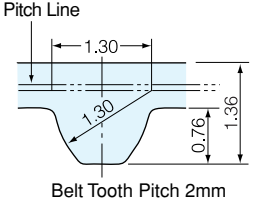
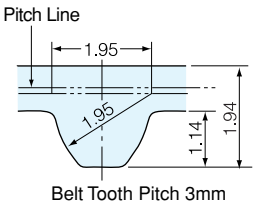
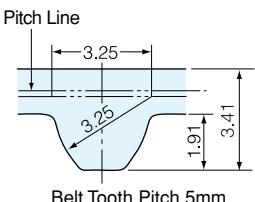
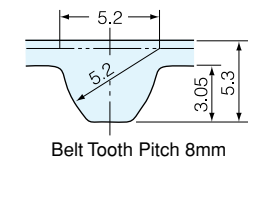
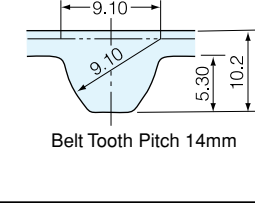
Other Timing Belt


LONG-SPAN Timing Belt.....	P30
----------------------------	-----



Round Tooth Timing Belt

Belt Type, Dimensions & Product Code

Belt Type	Standard Dimensions	Standard Width		Product Code	Minimum Pulley Size *1		Applications	
		Code	Width		Pulley diameter (mm)	No. of teeth		
S1.5M	 <p>Pitch Line</p> <p>Belt Tooth Pitch 1.5mm</p>	40	4mm	B 40 S1.5M 120 G Belt Belt Type G(rubber) Type Nominal Length (mm) Belt Width(mm)x10	6.68	14	<ul style="list-style-type: none"> ● OA Equipment Copier Fascimille Printer Typewriter Wordprocessor Computer terminal Cash register X-Y plotter 	<ul style="list-style-type: none"> ● Automated Vending Machine Ticketing machine Ticket gate Bank teller Notes counter Money changing machine
		60	6mm					
S2M	 <p>Pitch Line</p> <p>Belt Tooth Pitch 2mm</p>	40	4mm	B 40 S2M 160 G·(U) Belt Belt Type G(rubber) Type Nominal Length (mm) Belt Width(mm)x10 U(polyurethane) Type	8.91	14	<ul style="list-style-type: none"> ● Electronic Applications Computer VTR Fish sonar finder Flaw-detecting machine Depth finder Robot 	<ul style="list-style-type: none"> ● Instrumentation Rotary machine Recorder Oscillograph Data processing system Various test machines
		60	6mm					
S3M	 <p>Pitch Line</p> <p>Belt Tooth Pitch 3mm</p>	60	6mm	B 100 (D)S3M 459 G·(U) Belt Belt Type G(rubber) Type Nominal Length (mm) Belt Width(mm)x10 U(polyurethane) Type <small>* In case of double timing belt, use DS3M</small>	13.37	14	<ul style="list-style-type: none"> ● Electrical Appliances Blender Mixer Sewing machine Vacuum cleaner Electrical tools 	<ul style="list-style-type: none"> ● Others Toy Medical systems Health equipment
		100	10mm					
S5M	 <p>Pitch Line</p> <p>Belt Tooth Pitch 5mm</p>	100	10mm	B 250 (D)S5M 1125 G Belt Belt Type G(rubber) Type Nominal Length (mm) Belt Width(mm)x10 <small>* In case of double timing belt, use DS5M</small>	22.28	14	<ul style="list-style-type: none"> ● Woodworking machinery ● Textile machinery ● Paper making machinery Mixer Dryer Calender ● Fan/ Blower 	<ul style="list-style-type: none"> ● Machine tools Drilling machine, lathe Screw cutting machine Boring machine Grinding machine Milling machine NC lathe ● Printer
		150	15mm					
S8M	 <p>Pitch Line</p> <p>Belt Tooth Pitch 8mm</p>	150	15mm	250 (D)S8M 2000 G Belt Width (mm)x10 Nominal Length (mm) Belt Type G(rubber) Type <small>* In case of double timing belt, use DS8M</small>	56.02	22	<ul style="list-style-type: none"> ● Blower ● Screen ● Mill hammer Ball Rod Pebble ● Paper making machinery Mixer Dryer Calender 	
		250	25mm					300
S14M	 <p>Pitch Line</p> <p>Belt Tooth Pitch 14mm</p>	400	40mm	800 (D)S14M 3150 G Belt Width (mm)x10 Nominal Length (mm) Belt Type G(rubber) Type <small>* In case of double timing belt, use DS14M</small>	151.52	34	<ul style="list-style-type: none"> ● Blower ● Screen ● Mill hammer Ball Rod Pebble ● Paper making machinery Mixer Dryer Calender 	
		600	60mm					800



SUPER TORQUE Timing Belt GN

Since the round tooth shape allows smooth meshing with pulleys, this belt is the most suitable for applications which require high-accuracy and smooth revolution such as computers and office appliances.

- Improved flexibility of this belt enables use of smaller diameter pulleys
- Smooth meshing allows noiseless operation
- Usable with low shaft load
- Possible to transmit high torque with a small belt.

Standard Belt Sizes

Belt Type Tooth Pitch Code(width)	S1.5M					S2M									
	1.5(mm)					2.0(mm)									
	40(4mm) 60(6mm) 100(10mm)					40(4mm) 60(6mm) 100(10mm)									
Product Code	No. of Teeth	Belt Pitch Length (mm)	Manufacturable Size		Product Code	No. of Teeth	Belt Pitch Length (mm)	Manufacturable Size		Product Code	No. of Teeth	Belt Pitch Length (mm)	Manufacturable Size		
			G	U				G	U			G	U		
B S1.5M 84	56	84	○	○	B S2M 66	33	66	○	○	B S2M 302	151	302	○	○	
B S1.5M 87	58	87	○	○	B S2M 72	36	72	○	○	B S2M 304	152	304	○	○	
B S1.5M 107	71	106.5	○	○	B S2M 74	37	74	○	○	B S2M 306	153	306	○	○	
B S1.5M 120	80	120	○	○	B S2M 76	38	76	○	○	B S2M 308	154	308	○	○	
B S1.5M 137	91	136.5	○	○	B S2M 78	39	78	○	○	B S2M 310	155	310	○	○	
B S1.5M 146	97	145.5	○	○	B S2M 80	40	80	○	○	B S2M 312	156	312	○	○	
B S1.5M 161	107	160.5	○	○	B S2M 84	42	84	○	○	B S2M 314	157	314	○	○	
B S1.5M 165	110	165	○	○	B S2M 86	43	86	○	○	B S2M 316	158	316	○	○	
B S1.5M 171	114	171	○	○	B S2M 88	44	88	○	○	B S2M 318	159	318	○	○	
B S1.5M 173	115	172.5	○	○	B S2M 90	45	90	○	○	B S2M 320	160	320	○	○	
B S1.5M 189	126	189	○	○	B S2M 92	46	92	○	○	B S2M 322	161	322	○	○	
B S1.5M 201	134	201	○	○	B S2M 94	47	94	○	○	B S2M 324	162	324	○	○	
B S1.5M 219	146	219	○	○	B S2M 96	48	96	○	○	B S2M 326	163	326	○	○	
B S1.5M 236	157	235.5	○	○	B S2M 98	49	98	○	○	B S2M 328	164	328	○	○	
B S1.5M 237	158	237	○	○	B S2M 100	50	100	○	○	B S2M 330	165	330	○	○	
B S1.5M 251	167	250.5	○	○	B S2M 102	51	102	○	○	B S2M 334	167	334	○	○	
B S1.5M 263	175	262.5	○	○	B S2M 104	52	104	○	○	B S2M 338	169	338	○	○	
B S1.5M 281	187	280.5	○	○	B S2M 106	53	106	○	○	B S2M 340	170	340	○	○	
B S1.5M 320	213	319.5	○	○	B S2M 110	55	110	○	○	B S2M 342	171	342	○	○	
B S1.5M 326	217	325.5	○	○	B S2M 112	56	112	○	○	B S2M 344	172	344	○	○	
B S1.5M 330	220	330	○	○	B S2M 114	57	114	○	○	B S2M 348	174	348	○	○	
B S1.5M 375	250	375	○	○	B S2M 116	58	116	○	○	B S2M 354	177	354	○	○	
B S1.5M 378	252	378	○	○	B S2M 118	59	118	○	○	B S2M 356	178	356	○	○	
B S1.5M 675	450	675	○	○	B S2M 120	60	120	○	○	B S2M 360	180	360	○	○	
					B S2M 122	61	122	○	○	B S2M 370	185	370	○	○	
					B S2M 124	62	124	○	○	B S2M 372	186	372	○	○	
					B S2M 126	63	126	○	○	B S2M 374	187	374	○	○	
					B S2M 128	64	128	○	○	B S2M 376	188	376	○	○	
					B S2M 130	65	130	○	○	B S2M 380	190	380	○	○	
					B S2M 132	66	132	○	○	B S2M 386	193	386	○	○	
					B S2M 134	67	134	○	○	B S2M 390	195	390	○	○	
					B S2M 136	68	136	○	○	B S2M 396	198	396	○	○	
					B S2M 140	70	140	○	○	B S2M 400	200	400	○	○	
					B S2M 142	71	142	○	○	B S2M 408	204	408	○	○	
					B S2M 144	72	144	○	○	B S2M 410	205	410	○	○	
					B S2M 146	73	146	○	○	B S2M 426	213	426	○	○	
					B S2M 148	74	148	○	○	B S2M 430	215	430	○	○	
					B S2M 150	75	150	○	○	B S2M 434	217	434	○	○	
					B S2M 152	76	152	○	○	B S2M 436	218	436	○	○	
					B S2M 156	78	156	○	○	B S2M 438	219	438	○	○	
					B S2M 158	79	158	○	○	B S2M 440	220	440	○	○	
					B S2M 160	80	160	○	○	B S2M 442	221	442	○	○	
					B S2M 164	82	164	○	○	B S2M 444	222	444	○	○	
					B S2M 166	83	166	○	○	B S2M 448	224	448	○	○	
					B S2M 168	84	168	○	○	B S2M 452	226	452	○	○	
					B S2M 170	85	170	○	○	B S2M 456	228	456	○	○	
					B S2M 172	86	172	○	○	B S2M 460	230	460	○	○	
					B S2M 174	87	174	○	○	B S2M 468	234	468	○	○	
					B S2M 176	88	176	○	○	B S2M 474	237	474	○	○	
					B S2M 178	89	178	○	○	B S2M 480	240	480	○	○	
					B S2M 180	90	180	○	○	B S2M 486	243	486	○	○	
					B S2M 182	91	182	○	○	B S2M 488	244	488	○	○	
					B S2M 184	92	184	○	○	B S2M 494	247	494	○	○	
					B S2M 186	93	186	○	○	B S2M 500	250	500	○	○	
					B S2M 188	94	188	○	○	B S2M 520	260	520	○	○	
					B S2M 190	95	190	○	○	B S2M 530	265	530	○	○	
					B S2M 192	96	192	○	○	B S2M 550	275	550	○	○	
					B S2M 194	97	194	○	○	B S2M 560	280	560	○	○	
					B S2M 196	98	196	○	○	B S2M 572	286	572	○	○	
					B S2M 198	99	198	○	○	B S2M 580	290	580	○	○	
					B S2M 200	100	200	○	○	B S2M 586	293	586	○	○	
					B S2M 202	101	202	○	○	B S2M 594	297	594	○	○	
					B S2M 204	102	204	○	○	B S2M 600	300	600	○	○	
					B S2M 206	103	206	○	○	B S2M 604	302	604	○	○	
					B S2M 208	104	208	○	○	B S2M 630	315	630	○	○	
					B S2M 210	105	210	○	○	B S2M 638	319	638	○	○	
					B S2M 212	106	212	○	○	B S2M 640	320	640	○	○	
					B S2M 214	107	214	○	○	B S2M 648	324	648	○	○	
					B S2M 216	108	216	○	○	B S2M 656	328	656	○	○	
					B S2M 218	109	218	○	○	B S2M 660	330	660	○	○	
					B S2M 220	110	220	○	○	B S2M 672	336	672	○	○	
					B S2M 224	112	224	○	○	B S2M 676	338	676	○	○	
					B S2M 226	113	226	○	○	B S2M 694	347	694	○	○	
					B S2M 230	115	230	○	○	B S2M 710	355	710	○	○	
					B S2M 232	116	232	○	○	B S2M 726	363	726	○	○	
					B S2M 234	117	234	○	○	B S2M 740	370	740	○	○	
					B S2M 236	118	236	○	○	B S2M 752	376	752	○	○	
					B S2M 238	119	238	○	○	B S2M 796	398	796	○	○	
					B S2M 240	120	240	○	○	B S2M 800	400	800	○	○	
					B S2M 242	121	242	○	○	B S2M 810	405	810	○	○	
					B S2M 244	122	244	○	○	B S2M 822	411	822	○	○	
					B S2M 246	123	246	○	○	B S2M 826	413	826	○	○	
					B S2M 248	124	248	○	○	B S2M 848	424	848	○	○	
					B S2M 250	125	250	○	○	B S2M 856	428	856	○	○	
					B S2M 252	126	252	○	○	B S2M 862	431	862	○	○	
					B S2M 254	127	254	○	○	B S2M 866	433	866	○	○	
					B S2M 256	128	256	○	○	B S2M 880	440	880	○	○	
					B S2M 258	129	258	○	○	B S2M 882	441	882	○	○	
					B S2M 260	130	260	○	○	B S2M 900	450	900	○	○	
					B S2M 262	131	262	○	○	B S2M 910	455	910	○	○	
					B S2M 264	132	264	○	○	B S2M 930	465	930	○	○	
					B S2M 266	133	266	○	○	B S2M 944	472	944	○	○	
					B S2M 268	134	268	○	○	B S2M 976	488	976	○	○	
					B S2M 270	135	270	○	○	B S2M 984	492	984	○	○	
					B S2M 272	136	272	○	○	B S2M 1016	508	1016	○	○	
					B S2M 274	137	274	○	○	B S2M 1052	531	1052	○	○	
					B S2M 276	138	276	○	○	B S2M 1066	533	1066	○	○	
					B S2M 278	139	278	○	○	B S2M 1100	550	1100	○	○	
					B S2M 280	140	280	○	○	B S2M 1136	568	1136	○	○	
					B S2M 284	142	284	○	○	B S2M 1140	570	1140	○	○	
					B S2M 286	143	286	○	○	B S2M 1196	598	1196	○	○	
					B S2M 288	144	288	○	○	B S2M 1224	612	1224	○	○	
					B S2M 290	145	290	○	○	B S2M 1250	625	1250	○	○	
					B S2M 292	146	292	○	○	B S2M 1274	637	1274	○	○	
					B S2M 296	148	296	○	○	B S2M 1290	645	1290	○	○	
					B S2M 300	150	300	○	○	B S2M 1420	710	1420	○	○	

SUPER TORQUE Timing Belt GN

Standard Belt Sizes

Belt Type	S3M										S5M		
	3.0 (mm)										5.0 (mm)		
	60(6mm) 100(10mm) 150(15mm)										100(10mm) 150(15mm) 250(25mm)		
Tooth Pitch													
Code(width)													
Product Code	No. of Teeth	Belt Pitch Length (mm)	Manufacturable Size		Product Code	No. of Teeth	Belt Pitch Length (mm)	Manufacturable Size		Product Code	No. of Teeth	Belt Pitch Length (mm)	
			G	U				G	U				
B S3M 96	32	96	○	○	B S3M 483	161	483	○	○	B S5M 225	45	225	
B S3M 102	34	102	○	○	(D)B S3M 486	162	486	○	○	B S5M 230	46	230	
B S3M 114	38	114	○	○	(D)B S3M 492	164	492	○	○	B S5M 255	51	255	
B S3M 120	40	120	○	○	(D)B S3M 498	166	498	○	○	B S5M 260	52	260	
B S3M 123	41	123	○	○	(D)B S3M 501	167	501	○	○	B S5M 295	59	295	
B S3M 129	43	129	○	○	(D)B S3M 504	168	504	○	○	B S5M 300	60	300	
B S3M 132	44	132	○	○	(D)B S3M 507	169	507	○	○	B S5M 305	61	305	
B S3M 141	47	141	○	○	(D)B S3M 510	170	510	○	○	B S5M 320	64	320	
B S3M 144	48	144	○	○	(D)B S3M 513	171	513	○	○	B S5M 325	65	325	
B S3M 147	49	147	○	○	(D)B S3M 516	172	516	○	○	B S5M 340	68	340	
B S3M 150	50	150	○	○	(D)B S3M 519	173	519	○	○	B S5M 350	70	350	
B S3M 156	52	156	○	○	(D)B S3M 522	174	522	○	○	B S5M 360	72	360	
B S3M 159	53	159	○	○	(D)B S3M 525	175	525	○	○	B S5M 370	74	370	
B S3M 162	54	162	○	○	(D)B S3M 528	176	528	○	○	B S5M 375	75	375	
B S3M 168	56	168	○	○	(D)B S3M 537	179	537	○	○	B S5M 380	76	380	
B S3M 171	57	171	○	○	(D)B S3M 540	180	540	○	○	B S5M 390	78	390	
B S3M 174	58	174	○	○	(D)B S3M 543	181	543	○	○	(D)B S5M 400	80	400	
B S3M 177	59	177	○	○	(D)B S3M 549	183	549	○	○	(D)B S5M 415	83	415	
B S3M 180	60	180	○	○	(D)B S3M 552	184	552	○	○	(D)B S5M 425	85	425	
B S3M 186	62	186	○	○	(D)B S3M 564	188	564	○	○	(D)B S5M 435	87	435	
B S3M 189	63	189	○	○	B S3M 570	190	570	○	○	(D)B S5M 440	88	440	
B S3M 192	64	192	○	○	(D)B S3M 573	191	573	○	○	(D)B S5M 450	90	450	
B S3M 195	65	195	○	○	B S3M 576	192	576	○	○	(D)B S5M 475	95	475	
B S3M 198	66	198	○	○	(D)B S3M 579	193	579	○	○	(D)B S5M 490	98	490	
B S3M 201	67	201	○	○	B S3M 582	194	582	○	○	(D)B S5M 500	100	500	
B S3M 204	68	204	○	○	(D)B S3M 588	196	588	○	○	(D)B S5M 520	104	520	
B S3M 207	69	207	○	○	(D)B S3M 591	197	591	○	○	(D)B S5M 525	105	525	
B S3M 210	70	210	○	○	(D)B S3M 597	199	597	○	○	(D)B S5M 530	106	530	
B S3M 213	71	213	○	○	(D)B S3M 600	200	600	○	○	(D)B S5M 545	109	545	
B S3M 216	72	216	○	○	(D)B S3M 603	201	603	○	○	(D)B S5M 550	110	550	
B S3M 219	73	219	○	○	(D)B S3M 609	203	609	○	○	(D)B S5M 560	112	560	
B S3M 222	74	222	○	○	(D)B S3M 612	204	612	○	○	(D)B S5M 575	115	575	
B S3M 225	75	225	○	○	(D)B S3M 621	207	621	○	○	(D)B S5M 590	118	590	
B S3M 228	76	228	○	○	B S3M 624	208	624	○	○	(D)B S5M 595	119	595	
B S3M 231	77	231	○	○	(D)B S3M 633	211	633	○	○	(D)B S5M 600	120	600	
B S3M 234	78	234	○	○	(D)B S3M 645	215	645	○	○	(D)B S5M 625	125	625	
B S3M 237	79	237	○	○	(D)B S3M 648	216	648	○	○	B S5M 640	128	640	
B S3M 246	82	246	○	○	(D)B S3M 657	219	657	○	○	(D)B S5M 650	130	650	
B S3M 249	83	249	○	○	(D)B S3M 660	220	660	○	○	(D)B S5M 665	133	665	
B S3M 252	84	252	○	○	(D)B S3M 663	221	663	○	○	(D)B S5M 670	134	670	
B S3M 255	85	255	○	○	(D)B S3M 666	222	666	○	○	(D)B S5M 675	135	675	
B S3M 258	86	258	○	○	(D)B S3M 672	224	672	○	○	(D)B S5M 690	138	690	
B S3M 264	88	264	○	○	(D)B S3M 681	227	681	○	○	(D)B S5M 695	139	695	
B S3M 267	89	267	○	○	(D)B S3M 687	229	687	○	○	(D)B S5M 700	140	700	
B S3M 270	90	270	○	○	(D)B S3M 699	233	699	○	○	(D)B S5M 710	142	710	
B S3M 273	91	273	○	○	(D)B S3M 720	240	720	○	○	(D)B S5M 720	144	720	
B S3M 276	92	276	○	○	(D)B S3M 726	242	726	○	○	(D)B S5M 725	145	725	
B S3M 279	93	279	○	○	(D)B S3M 741	247	741	○	○	(D)B S5M 730	146	730	
B S3M 282	94	282	○	○	(D)B S3M 750	250	750	○	○	(D)B S5M 740	148	740	
B S3M 285	95	285	○	○	(D)B S3M 753	251	753	○	○	(D)B S5M 750	150	750	
B S3M 288	96	288	○	○	(D)B S3M 756	252	756	○	○	(D)B S5M 765	153	765	
B S3M 291	97	291	○	○	(D)B S3M 759	253	759	○	○	(D)B S5M 780	156	780	
B S3M 300	100	300	○	○	(D)B S3M 762	254	762	○	○	(D)B S5M 800	160	800	
B S3M 303	101	303	○	○	(D)B S3M 765	255	765	○	○	(D)B S5M 810	162	810	
B S3M 306	102	306	○	○	(D)B S3M 774	258	774	○	○	(D)B S5M 830	166	830	
B S3M 309	103	309	○	○	(D)B S3M 786	262	786	○	○	(D)B S5M 845	169	845	
B S3M 312	104	312	○	○	(D)B S3M 789	263	789	○	○	(D)B S5M 850	170	850	
B S3M 315	105	315	○	○	(D)B S3M 804	268	804	○	○	(D)B S5M 870	174	870	
B S3M 318	106	318	○	○	(D)B S3M 810	270	810	○	○	(D)B S5M 890	178	890	
B S3M 327	109	327	○	○	(D)B S3M 819	273	819	○	○	(D)B S5M 900	180	900	
B S3M 330	110	330	○	○	(D)B S3M 825	275	825	○	○	B S5M 930	186	930	
B S3M 333	111	333	○	○	B S3M 831	277	831	○	○	(D)B S5M 950	190	950	
B S3M 339	113	339	○	○	(D)B S3M 837	279	837	○	○	(D)B S5M 975	195	975	
B S3M 345	115	345	○	○	(D)B S3M 852	284	852	○	○	(D)B S5M 1000	200	1,000	
B S3M 348	116	348	○	○	(D)B S3M 858	286	858	○	○	(D)B S5M 1025	205	1,025	
B S3M 351	117	351	○	○	(D)B S3M 882	294	882	○	○	(D)B S5M 1050	210	1,050	
B S3M 354	118	354	○	○	(D)B S3M 888	296	888	○	○	(D)B S5M 1055	211	1,055	
B S3M 357	119	357	○	○	(D)B S3M 894	298	894	○	○	(D)B S5M 1085	217	1,085	
B S3M 360	120	360	○	○	(D)B S3M 900	300	900	○	○	(D)B S5M 1090	218	1,090	
B S3M 363	121	363	○	○	(D)B S3M 909	303	909	○	○	(D)B S5M 1100	220	1,100	
B S3M 366	122	366	○	○	(D)B S3M 918	306	918	○	○	(D)B S5M 1105	221	1,105	
B S3M 369	123	369	○	○	(D)B S3M 927	309	927	○	○	(D)B S5M 1115	223	1,115	
B S3M 372	124	372	○	○	(D)B S3M 954	318	954	○	○	(D)B S5M 1120	224	1,120	
B S3M 375	125	375	○	○	(D)B S3M 999	333	999	○	○	(D)B S5M 1125	225	1,125	
B S3M 378	126	378	○	○	(D)B S3M 1005	335	1,005	○	○	(D)B S5M 1135	227	1,135	
(D)B S3M 384	128	384	○	○	(D)B S3M 1014	338	1,014	○	○	(D)B S5M 1145	229	1,145	
(D)B S3M 387	129	387	○	○	(D)B S3M 1035	345	1,035	○	○	(D)B S5M 1160	232	1,160	
(D)B S3M 390	130	390	○	○	(D)B S3M 1050	350	1,050	○	○	(D)B S5M 1165	233	1,165	
(D)B S3M 393	131	393	○	○	(D)B S3M 1080	360	1,080	○	○	(D)B S5M 1195	239	1,195	
(D)B S3M 396	132	396	○	○	(D)B S3M 1119	373	1,119	○	○	(D)B S5M 1225	245	1,225	
(D)B S3M 399	133	399	○	○	(D)B S3M 1170	390	1,170	○	○	(D)B S5M 1250	250	1,250	
B S3M 402	134	402	○	○	(D)B S3M 1203	401	1,203	○	○	(D)B S5M 1270	254	1,270	
(D)B S3M 405	135	405	○	○	(D)B S3M 1223	407	1,221	○	○	(D)B S5M 1295	259	1,295	
(D)B S3M 408	136	408	○	○	(D)B S3M 1236	412	1,236	○	○	(D)B S5M 1350	270	1,350	
(D)B S3M 414	138	414	○	○	(D)B S3M 1245	415	1,245	○	○	(D)B S5M 1420	284	1,420	
(D)B S3M 417	139	417	○	○	(D)B S3M 1260	420	1,260	○	○	(D)B S5M 1475	295	1,475	
(D)B S3M 420	140	420	○	○	(D)B S3M 1290	430	1,290	○	○	(D)B S5M 1500	300	1,500	
B S3M 423	141	423	○	○	(D)B S3M 1299	433	1,299	○	○	(D)B S5M 1505	301	1,505	
(D)B S3M 426	142	426	○	○	(D)B S3M 1326	442	1,326	○	○	(D)B S5M 1530	306	1,530	
(D)B S3M 432	144	432	○	○	(D)B S3M 1332	444	1,332	○	○	(D)B S5M 1595	319	1,595	
(D)B S3M 435	145	435	○	○	(D)B S3M 1401	467	1,401	○	○	(D)B S5M 1605	321	1,605	
(D)B S3M 444	148	444	○	○	(D)B S3M 1419	473	1,419	○	○	(D)B S5M 1680	336	1,680	
(D)B S3M 447	149	447	○	○	(D)B S3M 1521	507	1,521	○	○	(D)B S5M 1715	343	1,715	
(D)B S3M 453	151	453	○	○	B S3M 1560	520	1,560	○	○	(D)B S5M 1800	360	1,800	
(D)B S3M 456	152	456	○	○	(D)B S3M 1572	524	1,572	○	○	(D)B S5M 2000	400	2,000	
(D)B S3M 459	153	459	○	○	(D)B S3M 1596	532	1,596	○	○	(D)B S5M 2145	429	2,145	
(D)B S3M 468	156	468	○	○	(D)B S3M 1680	560	1,680	○	○	(D)B S5M 2255	451	2,255	
(D)B S3M 471	157	471	○	○	(D)B S3M 1788	596	1,788	○	○	B S5M 2480	496	2,480	
(D)B S3M 474	158	474	○	○	(D)B S3M 2100	700</							

SUPER TORQUE Timing Belt G

Since this round tooth belt has a high power transmission property, it expands existing applications of timing belts significantly.

Also, it can be used as an alternative for chains and gears.

- It can be used in wide applications since it has a higher power transmission.
- Longer operating life
- Quiet operation
- Cost-Efficient

Standard Belt Sizes

Belt Type	S8M			S14M						
	8.0(mm)			14.0(mm)						
Tooth Pitch	8.0(mm)			14.0(mm)						
Code(width)	150(15mm)	250(25mm)	300(30mm)	400(40mm)	600(60mm)	400(40mm)	600(60mm)	800(80mm)	1000(100mm)	1200(120mm)
	Product Code	No. of Teeth	Pitch Length (mm)	Product Code	No. of Teeth	Pitch Length (mm)				
	S8M 376	47	376	S14M 1008	72	1,008				
	S8M 400	50	400	S14M 1120	80	1,120				
	S8M 440	55	440	S14M 1190	85	1,190				
(D)	S8M 480	60	480	S14M 1246	89	1,246				
(D)	S8M 496	62	496	S14M 1288	92	1,288				
(D)	S8M 512	64	512	(D) S14M 1400	100	1,400				
(D)	S8M 520	65	520	(D) S14M 1540	110	1,540				
(D)	S8M 528	66	528	(D) S14M 1610	115	1,610				
(D)	S8M 560	70	560	(D) S14M 1652	118	1,652				
(D)	S8M 584	73	584	(D) S14M 1708	122	1,708				
(D)	S8M 600	75	600	(D) S14M 1750	125	1,750				
(D)	S8M 632	79	632	(D) S14M 1778	127	1,778				
(D)	S8M 640	80	640	(D) S14M 1806	129	1,806				
(D)	S8M 656	82	656	(D) S14M 1890	135	1,890				
(D)	S8M 680	85	680	(D) S14M 1932	138	1,932				
(D)	S8M 712	89	712	(D) S14M 2002	143	2,002				
(D)	S8M 720	90	720	(D) S14M 2100	150	2,100				
(D)	S8M 760	95	760	(D) S14M 2198	157	2,198				
(D)	S8M 800	100	800	(D) S14M 2240	160	2,240				
(D)	S8M 824	103	824	(D) S14M 2310	165	2,310				
(D)	S8M 840	105	840	(D) S14M 2380	170	2,380				
(D)	S8M 848	106	848	(D) S14M 2450	175	2,450				
(D)	S8M 856	107	856	(D) S14M 2506	179	2,506				
(D)	S8M 890	110	890	(D) S14M 2590	185	2,590				
(D)	S8M 896	112	896	(D) S14M 2660	190	2,660				
(D)	S8M 912	114	912	(D) S14M 2800	200	2,800				
(D)	S8M 920	115	920	(D) S14M 3150	225	3,150				
(D)	S8M 928	116	928	(D) S14M 3500	250	3,500				
(D)	S8M 944	118	944	(D) S14M 3556	254	3,556				
(D)	S8M 952	119	952	(D) S14M 3850	275	3,850				
(D)	S8M 960	120	960	(D) S14M 4004	286	4,004				
(D)	S8M 976	122	976	(D) S14M 4508	322	4,508				
(D)	S8M 1000	125	1,000	S14M 5012	358	5,012				
(D)	S8M 1024	128	1,024							
(D)	S8M 1040	130	1,040							
(D)	S8M 1056	132	1,056							
(D)	S8M 1080	135	1,080							
(D)	S8M 1120	140	1,120							
(D)	S8M 1128	141	1,128							
(D)	S8M 1136	142	1,136							
(D)	S8M 1152	144	1,152							
(D)	S8M 1160	145	1,160							
(D)	S8M 1184	148	1,184							
(D)	S8M 1200	150	1,200							
(D)	S8M 1216	152	1,216							
(D)	S8M 1248	156	1,248							
(D)	S8M 1256	157	1,256							
(D)	S8M 1280	160	1,280							
(D)	S8M 1296	162	1,296							
(D)	S8M 1304	163	1,304							
(D)	S8M 1312	164	1,312							
(D)	S8M 1320	165	1,320							
(D)	S8M 1352	169	1,352							
(D)	S8M 1360	170	1,360							
(D)	S8M 1384	173	1,384							
(D)	S8M 1400	175	1,400							
(D)	S8M 1424	178	1,424							
(D)	S8M 1440	180	1,440							
(D)	S8M 1480	185	1,480							
(D)	S8M 1488	186	1,488							
(D)	S8M 1520	190	1,520							
(D)	S8M 1552	194	1,552							
(D)	S8M 1600	200	1,600							
(D)	S8M 1640	205	1,640							
(D)	S8M 1648	206	1,648							
(D)	S8M 1680	210	1,680							
(D)	S8M 1696	212	1,696							
(D)	S8M 1728	216	1,728							
(D)	S8M 1760	220	1,760							
(D)	S8M 1776	222	1,776							
(D)	S8M 1792	224	1,792							
(D)	S8M 1800	225	1,800							
(D)	S8M 1816	227	1,816							
(D)	S8M 1832	229	1,832							
(D)	S8M 1890	235	1,890							
(D)	S8M 1912	239	1,912							
(D)	S8M 1960	245	1,960							
(D)	S8M 2000	250	2,000							
(D)	S8M 2040	255	2,040							
(D)	S8M 2048	256	2,048							
(D)	S8M 2064	258	2,064							
(D)	S8M 2104	263	2,104							
(D)	S8M 2120	265	2,120							
(D)	S8M 2160	270	2,160							
(D)	S8M 2240	280	2,240							
(D)	S8M 2272	284	2,272							
(D)	S8M 2304	288	2,304							
(D)	S8M 2400	300	2,400							
(D)	S8M 2496	312	2,496							
(D)	S8M 2600	325	2,600							
(D)	S8M 2800	350	2,800							
(D)	S8M 2920	365	2,920							
(D)	S8M 2944	368	2,944							
(D)	S8M 3048	381	3,048							
(D)	S8M 3200	400	3,200							
(D)	S8M 3272	409	3,272							
(D)	S8M 3440	430	3,440							
(D)	S8M 3680	460	3,680							
(D)	S8M 4400	550	4,400							

- Keep in mind that not all the sizes in above chart are in-stock items.
- (D) signifies the standard size of double timing belt G (rubber) type.

SUPER TORQUE Timing Pulley



Timing belt power transmission system works the best when belt and pulley smoothly mesh with each other. Our SUPER TORQUE Timing Pulley is made with specially formed tooth shape and fine finishing.

Pulley Product Code Example:

P 28 S5M 0100 B

Pulley: P
 No. of Pulley Teeth: 28
 Belt Type: S5M
 Pulley Width Code (Belt With (mm) x10): 0100
 Pulley Type: B

SUPER TORQUE Standard Pulley Types and Sizes

★ We add aluminum as a standard pulley for S3M and S5M

Belt Type	S2M				S3M			S5M		
	No. of Teeth	Product Code	PD	OD	Product Code	PD	OD	Product Code	PD	OD
Size	14	P 14S2M	8.91	8.40	P 14S3M	13.37	12.61	P 14S5M	22.28	21.32
	15	P 15S2M	9.55	9.04	P 15S3M	14.32	13.56	P 15S5M	23.87	22.91
	16	P 16S2M	10.19	9.68	P 16S3M	15.28	14.52	P 16S5M	25.46	24.50
	18	P 18S2M	11.46	10.95	P 18S3M	17.19	16.43	P 18S5M	28.65	27.69
	20	P 20S2M	12.73	12.22	P 20S3M	19.10	18.34	P 20S5M	31.83	30.87
	22	P 22S2M	14.01	13.50	P 22S3M	21.01	20.25	P 22S5M	35.01	34.05
	24	P 24S2M	15.28	14.77	P 24S3M	22.92	22.16	P 24S5M	38.20	37.24
	25	P 25S2M	15.92	15.41	P 25S3M	23.87	23.11	P 25S5M	39.79	38.83
	26	P 26S2M	16.55	16.04	P 26S3M	24.83	24.07	P 26S5M	41.38	40.42
	28	P 28S2M	17.83	17.32	P 28S3M	26.74	25.98	P 28S5M	44.56	43.60
	30	P 30S2M	19.10	18.59	P 30S3M	28.65	27.89	P 30S5M	47.75	46.79
	32	P 32S2M	20.37	19.86	P 32S3M	30.56	29.80	P 32S5M	50.93	49.97
	36	P 36S2M	22.92	22.41	P 36S3M	34.38	33.62	P 36S5M	57.30	56.34
	40	P 40S2M	25.46	24.96	P 40S3M	38.20	37.44	P 40S5M	63.66	62.70
	44	P 44S2M	28.01	27.50	P 44S3M	42.02	41.25	P 44S5M	70.03	69.07
	48	P 48S2M	30.56	30.05	P 48S3M	45.84	45.07	P 48S5M	76.39	75.43
	50	P 50S2M	31.83	31.32	P 50S3M	47.75	46.98	P 50S5M	79.58	78.62
	60	P 60S2M	38.20	37.69	P 60S3M	57.30	56.53	P 60S5M	95.49	94.53

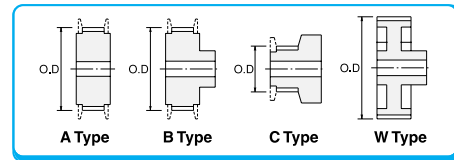
Standard Sizes

Type	10mm	15mm	25mm	Rod Shape
S2M	—	—	—	○
S3M	A·B·C	A·B·C	—	○
S5M	A·B	A·B	A·B	○

Materials

Type	A·B	C	Rod Shape
S2M	—	—	Aluminum
S3M	Aluminum	Aluminum	Aluminum
S5M	Aluminum/Steel	—	Steel

Pulley Types




- Shape is a 100mm long round cylinder product.
- 22 teeth and below sizes of S3M are available only in rod shape and C type. Also, 24 teeth and above sizes are available only in A or B type.
- Only steel one is available for 25 mm width S5M type.
- Flange is not sold separately as a single item.

Belt Type	S8M						S14M						
	No. of Teeth	Product Code	PD	OD	A/B Type Standard Width	W Type Standard Width	No. of Teeth	Product Code	PD	OD	A Type Standard Width	B Type Standard Width	W Type Standard Width
Size	18	18S8M	45.84	44.46	15·25·30·40	—	28	P 28S14M	124.78	121.98	40·60·80	40·60	—
	19	19S8M	48.38	47.01		—	30	P 30S14M	133.69	130.90			—
	20	20S8M	50.93	49.56		—	32	P 32S14M	142.60	139.81			—
	21	21S8M	53.48	52.10		—	34	P 34S14M	151.52	148.72			—
	22	22S8M	56.02	54.65		—	36	P 36S14M	160.43	157.63			—
	24	24S8M	61.12	59.74		—	40	P 40S14M	178.25	175.46			—
	25	25S8M	63.66	62.29		—	42	P 42S14M	187.17	184.37			—
	26	26S8M	66.21	64.84		—	44	P 44S14M	196.08	193.29			—
	28	28S8M	71.30	69.93		—	48	P 48S14M	213.90	211.11			—
	30	30S8M	76.39	75.02		—	50	P 50S14M	222.82	220.02			—
	32	32S8M	81.49	80.12	—	56	P 56S14M	249.55	246.76	—			
	34	34S8M	86.58	85.21	15·25·30·40·60	—	(60)	P 60S14M	267.38	264.59	—	—	—
	36	36S8M	91.67	90.30		—	(64)	P 64S14M	285.21	282.41	—	—	40·60
	38	38S8M	96.77	95.39		—	(72)	P 72S14M	320.86	318.06	—	—	—
	40	40S8M	101.86	100.49		—	—	—	—	—	—	—	—
	44	44S8M	112.05	110.67		—	—	—	—	—	—	—	—
	48	48S8M	122.23	120.86		—	—	—	—	—	—	—	—
	50	50S8M	127.32	125.95		—	—	—	—	—	—	—	—
	60	60S8M	152.79	151.42		—	—	—	—	—	—	—	—
	72	72S8M	183.35	181.97		—	15·25·40·60	—	—	—	—	—	—
84	84S8M	213.90	212.53	—		—	—	—	—	—	—	—	
96	96S8M	244.46	243.09	—	25·40·60	—	—	—	—	—	—		
120	120S8M	305.58	304.21	—	—	—	—	—	—	—	—		


- No. of teeth in () is nonstocked item.
- Flange is not sold separately as a single item.
- A and B types are made from steel whereas W type is made from cast metal.

we revised the standard item lists in April, 2006.

MEGA TORQUE Timing Belt G&U



MEGA TORQUE Timing Belt G



MEGA TORQUE Timing Belt U

Characteristics of low/high speed torque timing belt 'MEGA TORQUE' :

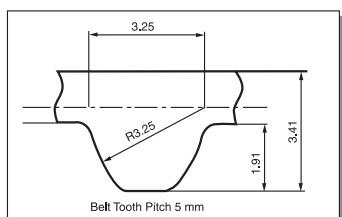
1. Large transmission capacity is achievable, at about 2 times that of SUPER TORQUE G (Rubber)
(variation subject to pulley diameter and revolution speed).
2. Compact design possible.
Compared to SUPER TORQUE G (Rubber), width is approximately 40% smaller on average for the same pulley diameter.
3. Pulley of existing models can be used.
SUPER TORQUE (S8M, S14M) pulleys can be used as per usual.
* Please contact us regarding pulley for MTS5M.

MEGA TORQUE Timing Belt G

Dimensions

- Tooth Shape & Product Code -

MTS5M

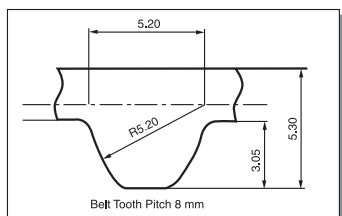


Standard Belt Width

Belt Width Code	Belt Width (mm)
100	10
150	15
250	25

2 5 0 | M T | S 5 M | 1 1 2 5 | G | Rubber
 Belt Width (mm) x10 | MEGA TORQUE | Belt Type | Belt Length (mm)

MTS8M

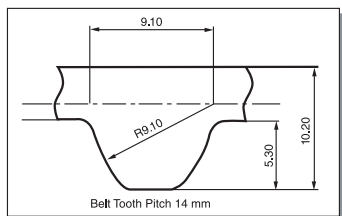


Standard Belt Width

Belt Width Code	Belt Width (mm)
150	15
250	25
300	30
400	40
600	60

2 5 0 | M T | S 8 M | 1 6 8 0 | G | Rubber
 Belt Width (mm) x10 | MEGA TORQUE | Belt Type | Belt Length (mm)

MTS14M



Standard Belt Width


Belt Width Code	Belt Width (mm)
400	40
600	60
800	80
1000	100
1200	120

6 0 0 | M T | S 1 4 M | 2 1 0 0 | G | Rubber
 Belt Width (mm) x10 | MEGA TORQUE | Belt Type | Belt Length (mm)

Standard Belt Sizes

MTS5M(Pitch 5mm)			
Product Code	No. of Teeth	Product Code	No. of Teeth
MTS5M 225	45	MTS5M 765	153
MTS5M 230	46	MTS5M 780	156
MTS5M 255	51	MTS5M 800	160
MTS5M 260	52	MTS5M 810	162
MTS5M 295	59	MTS5M 830	166
MTS5M 300	60	MTS5M 845	169
MTS5M 305	61	MTS5M 850	170
MTS5M 320	64	MTS5M 870	174
MTS5M 325	65	MTS5M 890	178
MTS5M 340	68	MTS5M 900	180
MTS5M 350	70	MTS5M 950	190
MTS5M 360	72	MTS5M 975	195
MTS5M 375	75	MTS5M 1000	200
MTS5M 380	76	MTS5M 1025	205
MTS5M 390	78	MTS5M 1050	210
MTS5M 400	80	MTS5M 1055	211
MTS5M 425	85	MTS5M 1085	217
MTS5M 435	87	MTS5M 1090	218
MTS5M 440	88	MTS5M 1100	220
MTS5M 450	90	MTS5M 1105	221
MTS5M 475	95	MTS5M 1115	223
MTS5M 490	98	MTS5M 1120	224
MTS5M 500	100	MTS5M 1125	225
MTS5M 520	104	MTS5M 1135	227
MTS5M 525	105	MTS5M 1145	229
MTS5M 530	106	MTS5M 1160	232
MTS5M 545	109	MTS5M 1165	233
MTS5M 550	110	MTS5M 1195	239
MTS5M 560	112	MTS5M 1225	245
MTS5M 575	115	MTS5M 1250	250
MTS5M 590	118	MTS5M 1270	254
MTS5M 595	119	MTS5M 1295	259
MTS5M 600	120	MTS5M 1350	270
MTS5M 625	125	MTS5M 1420	284
MTS5M 640	128	MTS5M 1475	295
MTS5M 650	130	MTS5M 1500	300
MTS5M 665	133	MTS5M 1505	301
MTS5M 670	134	MTS5M 1530	306
MTS5M 675	135	MTS5M 1595	319
MTS5M 690	138	MTS5M 1605	321
MTS5M 695	139	MTS5M 1680	336
MTS5M 700	140	MTS5M 1715	343
MTS5M 710	142	MTS5M 1800	360
MTS5M 720	144	MTS5M 2000	400
MTS5M 725	145	MTS5M 2145	429
MTS5M 730	146	MTS5M 2255	451
MTS5M 740	148	MTS5M 2480	496
MTS5M 750	150	MTS5M 2525	505

MEGA TORQUE Timing Belt G&U



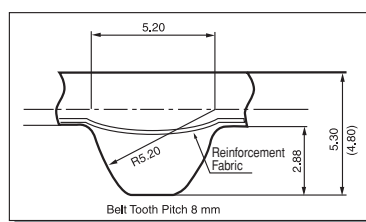
Standard Belt Sizes

MTS8M (Pitch 8 mm)				MTS14M (Pitch 14 mm)	
Product Code	No. of Teeth	Product Code	No. of Teeth	Product Code	No. of Teeth
MTS8M 528	66	MTS8M 1384	173	MTS14M 1008	72
MTS8M 560	70	MTS8M 1400	175	MTS14M 1120	80
MTS8M 584	73	MTS8M 1424	178	MTS14M 1190	85
MTS8M 600	75	MTS8M 1440	180	MTS14M 1246	89
MTS8M 632	79	MTS8M 1480	185	MTS14M 1288	92
MTS8M 640	80	MTS8M 1488	186	MTS14M 1400	100
MTS8M 656	82	MTS8M 1520	190	MTS14M 1470	105
MTS8M 712	89	MTS8M 1552	194	MTS14M 1540	110
MTS8M 720	90	MTS8M 1600	200	MTS14M 1610	115
MTS8M 760	95	MTS8M 1640	205	MTS14M 1652	118
MTS8M 800	100	MTS8M 1648	206	MTS14M 1708	122
MTS8M 824	103	MTS8M 1680	210	MTS14M 1750	125
MTS8M 840	105	MTS8M 1696	212	MTS14M 1778	127
MTS8M 848	106	MTS8M 1728	216	MTS14M 1806	129
MTS8M 856	107	MTS8M 1760	220	MTS14M 1890	135
MTS8M 880	110	MTS8M 1776	222	MTS14M 1932	138
MTS8M 896	112	MTS8M 1792	224	MTS14M 2002	143
MTS8M 912	114	MTS8M 1800	225	MTS14M 2100	150
MTS8M 920	115	MTS8M 1816	227	MTS14M 2198	157
MTS8M 928	116	MTS8M 1832	229	MTS14M 2240	160
MTS8M 944	118	MTS8M 1880	235	MTS14M 2310	165
MTS8M 952	119	MTS8M 1912	239	MTS14M 2380	170
MTS8M 960	120	MTS8M 1960	245	MTS14M 2450	175
MTS8M 976	122	MTS8M 2000	250	MTS14M 2506	179
MTS8M 1000	125	MTS8M 2040	255	MTS14M 2590	185
MTS8M 1024	128	MTS8M 2048	256	MTS14M 2660	190
MTS8M 1040	130	MTS8M 2064	258	MTS14M 2800	200
MTS8M 1056	132	MTS8M 2104	263	MTS14M 3150	225
MTS8M 1080	135	MTS8M 2120	265	MTS14M 3500	250
MTS8M 1120	140	MTS8M 2160	270	MTS14M 3556	254
MTS8M 1128	141	MTS8M 2240	280	MTS14M 3850	275
MTS8M 1136	142	MTS8M 2272	284	MTS14M 4004	286
MTS8M 1152	144	MTS8M 2304	288	MTS14M 4508	322
MTS8M 1160	145	MTS8M 2400	300	MTS14M 5012	358
MTS8M 1184	148	MTS8M 2496	312		
MTS8M 1200	150	MTS8M 2600	325		
MTS8M 1216	152	MTS8M 2800	350		
MTS8M 1248	156	MTS8M 2920	365		
MTS8M 1256	157	MTS8M 2944	368		
MTS8M 1280	160	MTS8M 3048	381		
MTS8M 1296	162	MTS8M 3200	400		
MTS8M 1304	163	MTS8M 3272	409		
MTS8M 1312	164	MTS8M 3440	430		
MTS8M 1320	165	MTS8M 3680	460		
MTS8M 1352	169	MTS8M 4400	550		
MTS8M 1360	170				

MEGA TORQUE Timing Belt U

Dimensions

- Tooth Shape & Product Code -



Standard Belt Width

Belt Width Code	Belt Width (mm)
150	15
250	25
400	40
600	60


2 5 0 M T S 8 M 1 0 0 0 U
 Belt Width (mm) x10 MEGA TORQUE Belt Type Belt Length (mm) Polyurethane

Standard Belt Sizes

MTS8M (Pitch 8 mm)

Product Code	No. of Teeth
MTS8M 560	70
MTS8M 600	75
MTS8M 640	80
MTS8M 680	85
MTS8M 720	90
MTS8M 760	95
* MTS8M 800	100
MTS8M 848	106
MTS8M 896	112
MTS8M 960	120
MTS8M 1000	125
MTS8M 1056	132
MTS8M 1120	140
MTS8M 1200	150
MTS8M 1280	160
* MTS8M 1328	166
MTS8M 1360	170
MTS8M 1440	180
MTS8M 1520	190
MTS8M 1600	200
MTS8M 1696	212
* MTS8M 1792	224
* MTS8M 1888	236

● Total thickness of belt sizes with * mark is 4.8mm.



H Series

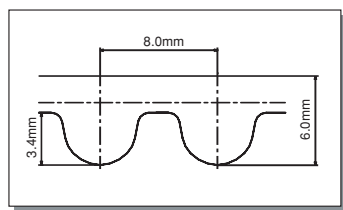
Round -shape belt teeth enable the distribution of load stress uniformly over the entire belt tooth. Since the belt tooth engages with the pulley groove without any interference, stress concentration at the root of the belt tooth can be eliminated

●High Power Transmission Capacity

Dimensions

- Tooth Shape & Product Code -

●H8M

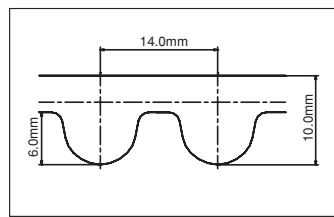


H8M Standard Belt Width

Belt Width (mm)	20.0	30.0	50.0	85.0
Belt Width Code	20	30	50	85

800 | **H 8 M** | **30**
 Belt Pitch Length | Belt Type | Belt Width

●H14M



H14M Standard Belt Width

Belt Width (mm)	40.0	55.0	85.0	115.0
Belt Width Code	40	55	85	115

1610 | **H 14 M** | **40**
 Belt Pitch Length | Belt Type | Belt Width

The above mentioned shapes and figures are only for reference.

Standard Belt Sizes

H8M			H14M					
Product Code	No of Teeth	Belt Pitch Length (mm)	Product Code	No of Teeth	Belt Pitch Length (mm)	Product Code	No of Teeth	Belt Pitch Length (mm)
536H8M	67	536	1200H8M	150	1,200	784H14M	56	784
560H8M	70	560	1224H8M	153	1,224	826H14M	59	826
592H8M	74	592	1248H8M	156	1,248	924H14M	66	924
600H8M	75	600	1280H8M	160	1,280	966H14M	69	966
624H8M	78	624	1304H8M	163	1,304	1148H14M	82	1,148
632H8M	79	632	1320H8M	165	1,320	1190H14M	85	1,190
640H8M	80	640	1360H8M	170	1,360	1344H14M	96	1,344
656H8M	82	656	1392H8M	174	1,392	1400H14M	100	1,400
680H8M	85	680	1400H8M	175	1,400	1458H14M	104	1,458
720H8M	90	720	1424H8M	178	1,424	1512H14M	108	1,512
760H8M	95	760	1432H8M	179	1,432	1540H14M	110	1,540
776H8M	97	776	1440H8M	180	1,440	1568H14M	112	1,568
800H8M	100	800	1480H8M	185	1,480	1610H14M	115	1,610
840H8M	105	840	1520H8M	190	1,520	1638H14M	117	1,638
856H8M	107	856	1600H8M	200	1,600	1652H14M	118	1,652
880H8M	110	880	1680H8M	210	1,680	1680H14M	120	1,680
896H8M	112	896	1696H8M	212	1,696	1736H14M	124	1,736
912H8M	114	912	1728H8M	216	1,728	1778H14M	127	1,778
920H8M	115	920	1760H8M	220	1,760	1890H14M	135	1,890
936H8M	117	936	1800H8M	225	1,800	1932H14M	138	1,932
960H8M	120	960	1896H8M	237	1,896	1946H14M	139	1,946
968H8M	121	968	1904H8M	238	1,904	2002H14M	143	2,002
1000H8M	125	1,000	1936H8M	242	1,936	2100H14M	150	2,100
1040H8M	130	1,040	2000H8M	250	2,000	2198H14M	157	2,198
1056H8M	132	1,056	2080H8M	260	2,080	2310H14M	165	2,310
1064H8M	133	1,064	2104H8M	263	2,104	2450H14M	175	2,450
1080H8M	135	1,080	2160H8M	270	2,160			
1120H8M	140	1,120	2240H8M	280	2,240			
1128H8M	141	1,128	2272H8M	284	2,272			
1152H8M	144	1,152	2400H8M	300	2,400			
1160H8M	145	1,160						

Trapezoidal Tooth Timing Belt

Belt Type, Dimensions & Product Code

Belt Type	Standard Dimensions	Standard Width		Product Code	Minimum Pulley Diameter (mm)	Maximum Transmission Power (kW)	Applications
		Code	Width(mm)				
MXL (DMXL) G		3.2 4.8 6.4 9.5 12.7	3.2 4.8 6.4 9.5 12.7	125 (D) MXL 6.4 Double Type No. of Teeth Belt Type Belt Width(mm)	6	0.2	Home sewing machine, typewriter, ATM, coin changer, cash register, printing machine, facsimile, measurement equipment, ticket machine, camera, paper feeder, printer, CPU peripherals, card reader, fish sonar finder, medical measurement equipment, radio-controlled model, audio player, VTR, editing equipment
T80 U		3.2 4.8 6.4 8.0 9.5	3.2 4.8 6.4 8.0 9.5	125 T80 6.4 No. of Teeth Belt Width(mm) Belt Type	6	0.2	Printer, copier, car antenna, projector
XL G·U (DXL) G		025 031 037 050	6.4 7.9 9.5 12.7	120 (D) XL 037 Double Type Belt Length (inch)x10 Belt Type Belt Width (inch)x100	16	0.75	Home sewing machine, line printer, medical bed, electrical shaver, auto door, copier, massage machine, editing machine, ticket machine, mower, food processor, calculator, fish sonar finder, blood pump, home meat slicer
L G·U (DL) G		050 075 100 150	12.7 19.1 25.4 38.1	510 (D) L 100 Double Type Belt Length (inch)x10 Belt Type Belt Width (inch)x100	36	3.7	Vending machine, wiper, packing machine, quenching machine, lift, ice crusher, industrial drier, automated golf cart, computer, copier, plastic lens polishing machine, food processing machine, seaweed collector
H (DH) G		075 100 150 200 300	19.1 25.4 38.1 50.8 76.2	510 (D) H 100 Double Type Belt Length (inch)x10 Belt Type Belt Width (inch)x100	57	37	Small milling machine, mower, power generator, compressor, scrap chopper, hole finishing machine, drilling machine, glass bottle making machine, food processing machines, rope coiler, roll coater, mill roll, woodworking machinery
XH G		200 300 400 500 600	50.8 76.2 101.6 127.0 152.4	1120 XH 300 Belt Length (inch)x10 Belt Type Belt Width (inch)x100	127	75	Saw mill, cutting machine, cutter, mixer, pump, welder, centrifuge, drilling machine, oscillating mill, lathe, wool loom, paper manufacturing machine, textile machine
XXH G		200 300 400 500 600	50.8 76.2 101.6 127.0 152.4	1200 XXH 300 Belt Length (inch)x10 Belt Type Belt Width (inch)x100	182	150	Blower, high pressure pump, change gear, rod mill, compressor, NC lathe, vibrator, mixer, abrasive boring machine
T5 (DT5) U		05 10 15 20	5.0 10.0 15.0 20.0	(D) T5 - 20 - 100 Belt Type No. of Teeth Double Type Belt Width(mm)	19	0.75	Data writer, facsimile, sewing machine
T10 (DT10) U		15 20 25 30 40 50	15.0 20.0 25.0 30.0 40.0 50.0	(D) T10 - 20 - 100 Belt Type No. of Teeth Double Type Belt Width(mm)	45	3.7	Packaging machine, card reader, textile machine, paper manufacturing machine, NC lathe, conveyor

● G: Rubber Timing Belt ● U: Polyurethane Timing Belt

(Note) 1. Maximum transmission power varies depending on belt width and operating speed with the same belt.

The values in above table are for your reference. Please use correct values from relevant design catalog when you design.

2. For G (rubber) type, use heat resistant or oil resistant specification when the belts are used in high temperature (up to 120 °C) or where oil may contaminate the belts.

Timing Belt G

This synchronous transmission belt eliminates the problems of chains and gears.


Extra small pitch type fits well for precision equipment and IT systems.

- Thin, lightweight and superior flexibility of this belt allows compact design application.
- It enables efficient high speed power transmission
- Low noise operation compared to chain/gear use
- Cost-Efficient

Standard Belt Sizes

Belt Type	MXL														
	2.032(mm)														
	3.2(3.2 mm)			4.8(4.8 mm)			6.4(6.4 mm)			9.5(9.5 mm)			12.7(12.7mm)		
Code(Width)	Product Code	No.of Teeth	Belt Pich Length(mm)	Product Code	No.of Teeth	Belt Pich Length(mm)	Product Code	No.of Teeth	Belt Pich Length(mm)	Product Code	No.of Teeth	Belt Pich Length(mm)	Product Code	No.of Teeth	Belt Pich Length(mm)
Size	34 MXL	34	69.09	109 MXL	109	221.49	(D)222 MXL	222	451.10	(D)415 MXL	415	843.28			
	35 MXL	35	71.12	110 MXL	110	223.52	(D)224 MXL	224	455.17	(D)419 MXL	419	851.41			
	40 MXL	40	81.28	112 MXL	112	227.58	(D)226 MXL	226	459.23	(D)420 MXL	420	853.44			
	41 MXL	41	83.31	114 MXL	114	231.65	(D)227 MXL	227	461.26	(D)424 MXL	424	861.57			
	45 MXL	45	91.44	115 MXL	115	233.68	(D)228 MXL	228	463.30	(D)435 MXL	435	883.92			
	46 MXL	46	93.47	118 MXL	118	239.78	(D)230 MXL	230	467.36	(D)436 MXL	436	885.95			
	48 MXL	48	97.54	119 MXL	119	241.81	(D)232 MXL	232	471.42	(D)438 MXL	438	890.02			
	49 MXL	49	99.57	120 MXL	120	243.84	(D)236 MXL	236	479.55	(D)448 MXL	448	910.34			
	50 MXL	50	101.60	121 MXL	121	245.87	(D)239 MXL	239	485.65	(D)453 MXL	453	920.50			
	51 MXL	51	103.63	122 MXL	122	247.90	(D)240 MXL	240	487.68	(D)464 MXL	464	942.85			
	52 MXL	52	105.66	123 MXL	123	249.94	(D)243 MXL	243	493.78	475 MXL	475	965.20			
	53 MXL	53	107.70	125 MXL	125	254.00	(D)245 MXL	245	497.84	478 MXL	478	971.30			
	54 MXL	54	109.73	126 MXL	126	256.03	(D)248 MXL	248	503.94	487 MXL	487	989.58			
	55 MXL	55	111.76	127 MXL	127	258.06	(D)250 MXL	250	508.00	498 MXL	498	1011.94			
	56 MXL	56	113.79	128 MXL	128	260.10	(D)256 MXL	256	520.19	500 MXL	500	1016.00			
	57 MXL	57	115.82	129 MXL	129	262.13	(D)260 MXL	260	528.32	503 MXL	503	1022.10			
	59 MXL	59	119.89	130 MXL	130	264.16	(D)262 MXL	262	532.38	507 MXL	507	1030.22			
	60 MXL	60	121.92	131 MXL	131	266.19	(D)265 MXL	265	538.48	515 MXL	515	1046.48			
	61 MXL	61	123.95	132 MXL	132	268.22	(D)270 MXL	270	548.64	516 MXL	516	1048.51			
	63 MXL	63	128.02	134 MXL	134	272.29	(D)273 MXL	273	554.74	520 MXL	520	1056.64			
	65 MXL	65	132.08	135 MXL	135	274.32	(D)275 MXL	275	558.80	525 MXL	525	1066.80			
	66 MXL	66	134.11	138 MXL	138	280.42	(D)278 MXL	278	564.90	535 MXL	535	1087.12			
	67 MXL	67	136.14	140 MXL	140	284.48	(D)280 MXL	280	568.96	537 MXL	537	1091.18			
	68 MXL	68	138.18	142 MXL	142	288.54	(D)281 MXL	281	570.99	550 MXL	550	1117.60			
	70 MXL	70	142.24	144 MXL	144	292.61	(D)285 MXL	285	579.12	569 MXL	569	1156.21			
	71 MXL	71	144.27	(D)145 MXL	145	294.64	(D)288 MXL	288	585.22	591 MXL	591	1200.91			
	72 MXL	72	146.30	(D)146 MXL	146	296.67	(D)290 MXL	290	589.28	650 MXL	650	1320.80			
	73 MXL	73	148.34	(D)147 MXL	147	298.70	(D)295 MXL	295	599.44	705 MXL	705	1432.56			
	74 MXL	74	150.37	(D)148 MXL	148	300.74	(D)297 MXL	297	603.50	772 MXL	772	1568.70			
	75 MXL	75	152.40	(D)150 MXL	150	304.80	(D)300 MXL	300	609.60	1369 MXL	1369	2781.81			
	76 MXL	76	154.43	(D)152 MXL	152	308.86	(D)302 MXL	302	613.66						
	77 MXL	77	156.46	(D)154 MXL	154	312.93	(D)305 MXL	305	619.76						
	78 MXL	78	158.50	(D)155 MXL	155	314.96	(D)310 MXL	310	629.92						
	79 MXL	79	160.53	(D)156 MXL	156	316.99	(D)312 MXL	312	633.98						
	80 MXL	80	162.56	(D)158 MXL	158	321.06	(D)315 MXL	315	640.08						
	81 MXL	81	164.59	(D)160 MXL	160	325.12	(D)318 MXL	318	646.18						
	82 MXL	82	166.62	(D)162 MXL	162	329.18	(D)320 MXL	320	650.24						
	83 MXL	83	168.66	(D)165 MXL	165	335.28	(D)324 MXL	324	658.37						
	85 MXL	85	172.72	(D)170 MXL	170	345.44	(D)330 MXL	330	670.56						
	86 MXL	86	174.75	(D)171 MXL	171	347.47	(D)332 MXL	332	674.62						
	87 MXL	87	176.78	(D)175 MXL	175	355.60	(D)334 MXL	334	678.69						
	88 MXL	88	178.82	(D)180 MXL	180	365.76	(D)336 MXL	336	682.75						
	89 MXL	89	180.85	(D)184 MXL	184	373.89	(D)337 MXL	337	684.78						
	90 MXL	90	182.88	(D)185 MXL	185	375.92	(D)338 MXL	338	686.82						
	91 MXL	91	184.91	(D)186 MXL	186	377.95	(D)339 MXL	339	688.85						
	92 MXL	92	186.94	(D)187 MXL	187	379.98	(D)347 MXL	347	705.10						
	93 MXL	93	188.98	(D)188 MXL	188	382.02	(D)348 MXL	348	707.14						
	94 MXL	94	191.01	(D)190 MXL	190	386.08	(D)350 MXL	350	711.20						
	95 MXL	95	193.04	(D)192 MXL	192	390.14	(D)355 MXL	355	721.36						
	96 MXL	96	195.07	(D)194 MXL	194	394.21	(D)359 MXL	359	729.49						
	97 MXL	97	197.10	(D)195 MXL	195	396.24	(D)364 MXL	364	739.65						
	98 MXL	98	199.14	(D)198 MXL	198	402.34	(D)365 MXL	365	741.68						
	99 MXL	99	201.17	(D)200 MXL	200	406.40	(D)367 MXL	367	745.74						
	100 MXL	100	203.20	(D)203 MXL	203	412.50	(D)372 MXL	372	755.90						
	101 MXL	101	205.23	(D)205 MXL	205	416.56	(D)380 MXL	380	772.16						
	102 MXL	102	207.26	(D)210 MXL	210	426.72	(D)386 MXL	386	784.35						
	103 MXL	103	209.30	(D)212 MXL	212	430.78	(D)397 MXL	397	806.70						
	105 MXL	105	213.36	(D)219 MXL	219	445.01	(D)400 MXL	400	812.80						
	106 MXL	106	215.39	(D)220 MXL	220	447.04	(D)405 MXL	405	822.96						
	108 MXL	108	219.46	(D)221 MXL	221	449.07	(D)411 MXL	411	835.15						

- This belt is usually made-to-order, however please check with us for stock when you place order.
- (D) signifies standard size of double timing belt G (rubber) type.



Timing Belt G

This synchronous transmission belt eliminates the problems of chains and gears.

Extra small pitch type fits well for precision equipment and IT systems.

- Thin, lightweight and superior flexibility of this belt allows compact design application.
- It enables efficient high speed power transmission
- Low noise operation compared to chain/gear
- Maintenance-free
- I Standard belt can be used in the temperature range between -30°C and +90°C , and it is also conductive

Standard Belt Sizes


Belt Type	XL						L			H			
	5.08 (mm)						9.525 (mm)			12.7 (mm)			
	025 (6.4 mm)		031 (7.9 mm)		037 (9.5 mm)		050 (12.7 mm)		050 (12.7 mm)/075 (19.1 mm)/100 (25.4 mm)/150 (38.1 mm)			075 (19.1 mm)/100 (25.4 mm)/150 (38.1 mm)/200 (50.8 mm)/300 (76.2 mm)	
Code(Width)	Product Code	No.of Teeth	Belt Pich Length(mm)	Product Code	No.of Teeth	Belt Pich Length(mm)	Product Code	No.of Teeth	Belt Pich Length(mm)	Product Code	No.of Teeth	Belt Pich Length(mm)	
	60 XL	30	152.40	(D) 210 XL	105	533.40	109 L	29	276.23	225 H	45	571.50	
	64 XL	32	162.56	(D) 212 XL	106	538.48	124 L	33	314.33	230 H	46	584.20	
	68 XL	34	172.72	(D) 216 XL	108	548.64	135 L	36	342.90	(D) 240 H	48	609.60	
	70 XL	35	177.80	(D) 218 XL	109	553.72	150 L	40	381.00	(D) 245 H	49	622.30	
	74 XL	37	187.96	(D) 220 XL	110	558.80	165 L	44	419.10	(D) 255 H	51	647.70	
	76 XL	38	193.04	(D) 228 XL	114	579.12	173 L	46	438.15	(D) 270 H	54	685.80	
	78 XL	39	198.12	(D) 230 XL	115	584.20	180 L	48	457.20	(D) 280 H	56	711.20	
	80 XL	40	203.20	(D) 234 XL	117	594.36	187 L	50	476.25	(D) 300 H	60	762.00	
	82 XL	41	208.28	(D) 236 XL	118	599.44	(D) 210 L	56	533.40	(D) 310 H	62	787.40	
	84 XL	42	213.36	(D) 240 XL	120	609.60	(D) 217 L	58	552.45	(D) 315 H	63	800.10	
	86 XL	43	218.44	(D) 250 XL	125	635.00	(D) 225 L	60	571.50	(D) 320 H	64	812.80	
	88 XL	44	223.52	(D) 254 XL	127	645.16	(D) 232 L	62	590.55	(D) 330 H	66	838.20	
	90 XL	45	228.60	(D) 260 XL	130	660.40	(D) 240 L	64	609.60	(D) 340 H	68	863.60	
	92 XL	46	233.68	(D) 270 XL	135	685.80	(D) 255 L	68	647.70	(D) 350 H	70	889.00	
	94 XL	47	238.76	(D) 276 XL	138	701.04	(D) 265 L	71	676.28	(D) 360 H	72	914.40	
	96 XL	48	243.84	(D) 282 XL	141	716.28	(D) 270 L	72	685.80	(D) 370 H	74	939.80	
	98 XL	49	248.92	(D) 290 XL	145	736.60	(D) 277 L	74	704.85	(D) 375 H	75	952.50	
	100 XL	50	254.00	(D) 300 XL	150	762.00	(D) 285 L	76	723.90	(D) 400 H	80	1016.00	
	102 XL	51	259.08	(D) 310 XL	155	787.40	(D) 300 L	80	762.00	(D) 410 H	82	1041.40	
	104 XL	52	264.16	(D) 314 XL	157	797.56	(D) 315 L	84	800.10	(D) 420 H	84	1066.80	
	106 XL	53	269.24	(D) 320 XL	160	812.80	(D) 320 L	85	809.63	(D) 430 H	86	1092.20	
	108 XL	54	274.32	(D) 330 XL	165	838.20	(D) 322 L	86	819.15	(D) 450 H	90	1143.00	
	110 XL	55	279.40	(D) 332 XL	166	843.28	(D) 334 L	89	847.73	(D) 465 H	93	1181.10	
	112 XL	56	284.48	(D) 340 XL	170	863.60	(D) 337 L	90	857.25	(D) 480 H	96	1219.20	
	114 XL	57	289.56	(D) 348 XL	174	883.92	(D) 345 L	92	876.30	(D) 490 H	98	1244.60	
	116 XL	58	294.64	(D) 352 XL	176	894.08	(D) 360 L	96	914.40	(D) 510 H	102	1295.40	
	118 XL	59	299.72	(D) 360 XL	180	914.40	(D) 367 L	98	933.45	(D) 530 H	106	1346.20	
	120 XL	60	304.80	(D) 370 XL	185	939.80	(D) 375 L	100	952.50	(D) 540 H	108	1371.60	
	122 XL	61	309.88				(D) 382 L	102	971.55	(D) 560 H	112	1422.40	
	124 XL	62	314.96				(D) 390 L	104	990.60	(D) 570 H	114	1447.80	
Size	126 XL	63	320.04	376 XL	188	955.04				(D) 580 H	116	1473.20	
	128 XL	64	325.12	380 XL	190	965.20				(D) 600 H	120	1524.00	
	130 XL	65	330.20	384 XL	192	975.36	(D) 394 L	105	1000.13	(D) 605 H	121	1536.70	
	132 XL	66	335.28	388 XL	194	985.52	(D) 398 L	106	1009.65	(D) 625 H	125	1587.50	
	134 XL	67	340.36	390 XL	195	990.60	(D) 420 L	112	1066.80	(D) 630 H	126	1600.20	
	136 XL	68	345.44	396 XL	198	1005.84	(D) 427 L	114	1085.85	(D) 640 H	128	1625.60	
	138 XL	69	350.52	414 XL	207	1051.56	(D) 435 L	116	1104.90	(D) 650 H	130	1651.00	
	140 XL	70	355.60	424 XL	212	1076.96	(D) 450 L	120	1143.00	(D) 660 H	132	1676.40	
	142 XL	71	360.68	450 XL	225	1143.00	(D) 454 L	121	1152.53	(D) 680 H	136	1727.20	
	144 XL	72	365.76	460 XL	230	1168.40	(D) 480 L	128	1219.20	(D) 700 H	140	1778.00	
	146 XL	73	370.84				(D) 510 L	136	1295.40	(D) 730 H	146	1854.20	
	148 XL	74	375.92	478 XL	239	1214.12	(D) 525 L	140	1333.50	(D) 750 H	150	1905.00	
	(D) 150 XL	75	381.00	480 XL	240	1219.20				(D) 770 H	154	1955.80	
	(D) 152 XL	76	386.08	490 XL	245	1244.60	(D) 540 L	144	1371.60	(D) 800 H	160	2032.00	
	(D) 154 XL	77	391.16	522 XL	261	1325.88	(D) 548 L	146	1390.65	(D) 810 H	162	2057.40	
	(D) 156 XL	78	396.24	530 XL	266	1351.28	(D) 581 L	155	1476.38	(D) 840 H	168	2133.60	
	(D) 158 XL	79	401.32	540 XL	270	1371.60	(D) 600 L	160	1524.00	(D) 850 H	170	2159.00	
	(D) 160 XL	80	406.40	552 XL	276	1402.08	(D) 630 L	168	1600.20	(D) 860 H	172	2184.40	
	(D) 162 XL	81	411.48	564 XL	282	1432.56	(D) 653 L	174	1657.35	(D) 880 H	176	2235.20	
	(D) 164 XL	82	416.56	592 XL	296	1503.68	660 L	176	1676.40	(D) 900 H	180	2286.00	
	(D) 166 XL	83	421.64	600 XL	300	1524.00	697 L	186	1771.65	(D) 950 H	190	2413.00	
	(D) 168 XL	84	426.72	616 XL	308	1564.64	731 L	195	1857.37	(D) 1000 H	200	2540.00	
	(D) 170 XL	85	431.80	630 XL	315	1600.20	934 L	249	2371.72	(D) 1020 H	204	2590.80	
	(D) 172 XL	86	436.88	670 XL	335	1701.80				(D) 1100 H	220	2794.00	
	(D) 174 XL	87	441.96	754 XL	377	1915.16				(D) 1120 H	224	2844.80	
	(D) 176 XL	88	447.04	828 XL	414	2103.12				(D) 1130 H	226	2870.20	
	(D) 178 XL	89	452.12	860 XL	430	2184.40				(D) 1140 H	228	2895.60	
	(D) 180 XL	90	457.20							(D) 1150 H	230	2921.00	
	(D) 182 XL	91	462.28							(D) 1160 H	232	2946.40	
	(D) 184 XL	92	467.36							(D) 1250 H	250	3175.00	
	(D) 186 XL	93	472.44							(D) 1285 H	257	3263.90	
	(D) 188 XL	94	477.52							(D) 1325 H	265	3365.50	
	(D) 190 XL	95	482.60							(D) 1345 H	269	3416.30	
	(D) 192 XL	96	487.68							(D) 1350 H	270	3429.00	
	(D) 194 XL	97	492.76							(D) 1360 H	272	3454.40	
	(D) 196 XL	98	497.84							(D) 1400 H	280	3556.00	
	(D) 198 XL	99	502.92							(D) 1700 H	340	4318.00	
	(D) 200 XL	100	508.00							(D) 1765 H	353	4483.10	
	(D) 202 XL	101	513.08										
	(D) 204 XL	102	518.16										
	(D) 206 XL	103	523.24										

(D) signifies the standard size of double timing belt G type.

Timing Belt G

Standard Belt Sizes

Belt Type	XH			XXH		
Tooth Pitch	22.225 (mm)			31.750 (mm)		
Code(Width)	200 (50.8 mm) 300 (76.2 mm) 400 (101.6 mm) 500 (127.0 mm) 600 (152.4 mm)			200 (50.8 mm) 300 (76.2 mm) 400 (101.6 mm) 500 (127.0 mm) 600 (152.4 mm)		
Size	Product Code	No.of Teeth	Belt Pitch Length(mm)	Product Code	No.of Teeth	Belt Pitch Length(mm)
		463 XH	53	1177.93	700 XXH	56
	507 XH	58	1289.05	800 XXH	64	2032.00
	560 XH	64	1422.40	900 XXH	72	2286.00
	630 XH	72	1600.20	1000 XXH	80	2540.00
	700 XH	80	1778.00	1200 XXH	96	3048.00
	735 XH	84	1866.90	1400 XXH	112	3556.00
	770 XH	88	1955.80	1600 XXH	128	4064.00
	840 XH	96	2133.60	1800 XXH	144	4572.00
	927 XH	106	2355.85			
	980 XH	112	2489.20			
	1120 XH	128	2844.80			
	1260 XH	144	3200.40			
	1400 XH	160	3556.00			
	1540 XH	176	3911.60			
	1750 XH	200	4445.00			



Timing Belt U

With its high abrasion resistance and lesser rubber dust dispersion, polyurethane timing belts are suitable for use in places where clean environments are required.

- The best for light-duty transmission which requires high precision
- Suitable for paper feeding use because it does not contaminate contact subject.
- Smooth and quiet operation as it is flexible to fit well in small diameter pulleys.
- Made-to-order system enables manufacture of special form orders.

Standard Belt Sizes

Belt Type	T80											
Tooth Pitch	2.032(mm)											
Code(Width)	3.2(3.2mm)			4.8(4.8mm)			6.4(6.4mm)			9.5(9.5mm)		
	Product Code	No.of Teeth	Belt Pich Length(mm)	Product Code	No.of Teeth	Belt Pich Length(mm)	Product Code	No.of Teeth	Belt Pich Length(mm)	Product Code	No.of Teeth	Belt Pich Length(mm)
Size	30 T80	30	60.96	104 T80	104	211.33	221 T80	221	449.07	360 T80	360	731.52
	35 T80	35	71.12	105 T80	105	213.36	224 T80	224	455.17	370 T80	370	751.84
	40 T80	40	81.28	106 T80	106	215.39	225 T80	225	457.20	380 T80	380	772.16
	45 T80	45	91.44	108 T80	108	219.46	228 T80	228	463.30	390 T80	390	792.48
	46 T80	46	93.47	110 T80	110	223.52	230 T80	230	467.36	397 T80	397	806.70
	48 T80	48	97.54	112 T80	112	227.58	231 T80	231	469.39	400 T80	400	812.80
	50 T80	50	101.60	114 T80	114	231.65	232 T80	232	471.42	403 T80	403	818.90
	52 T80	52	105.66	115 T80	115	233.68	235 T80	235	477.52	420 T80	420	853.44
	53 T80	53	107.70	118 T80	118	239.78	236 T80	236	479.55	430 T80	430	873.76
	54 T80	54	109.73	120 T80	120	243.84	239 T80	239	485.65	434 T80	434	881.89
55 T80	55	111.76	121 T80	121	245.87	240 T80	240	487.68	442 T80	442	898.14	
56 T80	56	113.79	122 T80	122	247.90	245 T80	245	497.84	474 T80	474	963.17	
57 T80	57	115.82	123 T80	123	249.94	248 T80	248	503.94	500 T80	500	1016.00	
59 T80	59	119.89	124 T80	124	251.97	249 T80	249	505.97	515 T80	515	1046.48	
60 T80	60	121.92	125 T80	125	254.00	250 T80	250	508.00	550 T80	550	1117.60	
63 T80	63	128.02	126 T80	126	256.03	255 T80	255	518.16				
65 T80	65	132.08	130 T80	130	264.16	256 T80	256	520.19				
67 T80	67	136.14	132 T80	132	268.22	260 T80	260	528.32				
68 T80	68	138.18	135 T80	135	274.32	262 T80	262	532.38				
70 T80	70	142.24	140 T80	140	284.48	265 T80	265	538.48				
71 T80	71	144.27	142 T80	142	288.54	270 T80	270	548.64				
72 T80	72	146.30	144 T80	144	292.61	275 T80	275	558.80				
73 T80	73	148.34	145 T80	145	294.64	277 T80	277	562.86				
74 T80	74	150.37	148 T80	148	300.74	279 T80	279	566.93				
75 T80	75	152.40	150 T80	150	304.80	280 T80	280	568.96				
77 T80	77	156.46	155 T80	155	314.96	285 T80	285	579.12				
78 T80	78	158.50	156 T80	156	316.99	288 T80	288	585.22				
80 T80	80	162.56	157 T80	157	319.02	290 T80	290	589.28				
81 T80	81	164.59	160 T80	160	325.12	295 T80	295	599.44				
82 T80	82	166.62	165 T80	165	335.28	296 T80	296	609.60				
83 T80	83	168.66	170 T80	170	345.44	300 T80	300	601.47				
85 T80	85	172.72	175 T80	175	355.60	304 T80	304	617.73				
87 T80	87	176.78	180 T80	180	365.76	310 T80	310	629.92				
88 T80	88	178.82	184 T80	184	373.89	312 T80	312	633.98				
89 T80	89	180.85	185 T80	185	375.92	315 T80	315	640.08				
90 T80	90	182.88	190 T80	190	386.08	318 T80	318	646.18				
91 T80	91	184.91	195 T80	195	396.24	320 T80	320	650.24				
93 T80	93	188.98	200 T80	200	406.40	324 T80	324	658.37				
94 T80	94	191.01	205 T80	205	416.56	330 T80	330	670.56				
95 T80	95	193.04	208 T80	208	422.66	336 T80	336	682.75				
97 T80	97	197.10	210 T80	210	426.72	340 T80	340	690.88				
98 T80	98	199.14	212 T80	212	430.78	344 T80	344	699.01				
100 T80	100	203.20	215 T80	215	436.88	350 T80	350	711.20				
102 T80	102	207.26	219 T80	219	445.01	355 T80	355	721.36				
103 T80	103	209.30	220 T80	220	447.04	358 T80	358	727.46				

● This type is usually made-to-order. However, please check for stock availability when placing order.

Timing Belt U

Standard Belt Sizes

Belt Type	XL					L			
	5.08 (mm)					9.525 (mm)			
	025 (6.4mm)		031 (7.9mm)	037 (9.5mm)		050 (12.7mm)	075 (19.1mm)	100 (25.4mm)	150 (38.1mm)
Code(Width)	Product Code	No. of Teeth	Belt Pich Length(mm)	Product Code	No. of Teeth	Belt Pich Length(mm)	Product Code	No. of Teeth	Belt Pich Length(mm)
Size	60 XL	30	152.40	200 XL	100	508.00	124 L	33	314.33
	64 XL	32	162.56	210 XL	105	533.40	150 L	40	381.00
	66 XL	33	167.64	212 XL	106	538.48	165 L	44	419.10
	70 XL	35	177.80	220 XL	110	558.80	173 L	46	438.15
	76 XL	38	193.04	224 XL	112	568.96	187 L	50	476.25
	78 XL	39	198.12	230 XL	115	584.20	210 L	56	533.40
	80 XL	40	203.20	240 XL	120	609.60	225 L	60	571.50
	84 XL	42	213.36	250 XL	125	635.00	240 L	64	609.60
	90 XL	45	228.60	254 XL	127	645.16	255 L	68	647.70
	94 XL	47	238.76	260 XL	130	660.40	270 L	72	685.80
	96 XL	48	243.84	270 XL	135	685.80	285 L	76	723.90
	100 XL	50	254.00	290 XL	145	736.60	300 L	80	762.00
	102 XL	51	259.08	300 XL	150	762.00	304 L	81	771.53
	104 XL	52	264.16	320 XL	160	812.80	322 L	86	819.15
	106 XL	53	269.24	330 XL	165	838.20	345 L	92	876.30
	108 XL	54	274.32	340 XL	170	863.60	367 L	98	933.45
	110 XL	55	279.40	348 XL	174	883.92	375 L	100	952.50
	114 XL	57	289.56	352 XL	176	894.08	390 L	104	990.60
	116 XL	58	294.64	360 XL	180	914.40	420 L	112	1066.80
	120 XL	60	304.80	376 XL	188	955.04	427 L	114	1085.85
	124 XL	62	314.96	384 XL	192	975.36	450 L	120	1143.00
	126 XL	63	320.04	390 XL	195	990.60	480 L	128	1219.20
	128 XL	64	325.12	396 XL	198	1005.84	510 L	136	1295.40
	130 XL	65	330.20	414 XL	207	1051.56	525 L	140	1333.50
	136 XL	68	345.44	460 XL	230	1168.40	540 L	144	1371.60
	140 XL	70	355.60	480 XL	240	1219.20	600 L	160	1524.00
	142 XL	71	360.68	512 XL	256	1300.48			
	146 XL	73	370.84	544 XL	272	1381.76			
	148 XL	74	375.92	550 XL	275	1397.00			
	150 XL	75	381.00	564 XL	282	1432.56			
	152 XL	76	386.08	630 XL	315	1600.20			
	154 XL	77	391.16	670 XL	335	1701.80			
	160 XL	80	406.40	842 XL	421	2138.68			
	166 XL	83	421.64						
	168 XL	84	426.72						
	170 XL	85	431.80						
	176 XL	88	447.04						
	180 XL	90	457.20						
	186 XL	93	472.44						
	190 XL	95	482.60						

T5 (DT5)								T10 (DT10)							
5.0 (mm)								10.0 (mm)							
05 (5.0mm)		10 (10.0mm)		15 (15.0mm)		20 (20.0mm)		40 (40.0mm)		50 (50.0mm)					
No. of Teeth	Belt Pitch Length (mm)	No. of Teeth	Belt Pitch Length (mm)	No. of Teeth	Belt Pitch Length (mm)	No. of Teeth	Belt Pitch Length (mm)	No. of Teeth	Belt Pitch Length (mm)	No. of Teeth	Belt Pitch Length (mm)	No. of Teeth	Belt Pitch Length (mm)	No. of Teeth	Belt Pitch Length (mm)
33	165	71	355	112	560	(D) 170	850	37	370	81	810	115	1150	178	1780
37	185	72	360	115	575	(D) 172	860	40	400	(D) 84	840	(D) 120	1200	(D) 180	1800
40	200	73	365	(D) 118	590	(D) 180	900	41	410	85	850	(D) 121	1210	(D) 188	1880
43	215	75	375	(D) 120	600	(D) 188	940	44	440	88	880	(D) 124	1240	196	1960
44	220	78	390	122	610	195	975	45	450	89	890	(D) 125	1250	216	2160
45	225	(D) 80	400	(D) 124	620	198	990	50	500	(D) 90	900	(D) 130	1300	220	2200
49	245	(D) 82	410	125	625	200	1000	(D) 53	530	91	910	(D) 132	1320	221	2210
50	250	84	420	126	630	215	1075	55	550	92	920	(D) 135	1350	225	2250
51	255	85	425	(D) 130	650	218	1090	56	560	94	940	138	1380		
52	260	88	440	132	660	(D) 220	1100	(D) 60	600	95	950	139	1390		
54	270	89	445	135	675	223	1115	61	610	96	960	(D) 140	1400		
55	275	(D) 90	450	138	690	(D) 228	1140	(D) 63	630	97	970	(D) 142	1420		
56	280	91	455	(D) 140	700	243	1215	65	650	(D) 98	980	145	1450		
59	295	(D) 92	460	144	720	270	1350	(D) 66	660	(D) 100	1000	146	1460		
(D) 60	300	95	475	145	725	276	1380	69	690	101	1010	(D) 150	1500		
61	305	(D) 96	480	(D) 150	750	288	1440	(D) 70	700	105	1050	156	1560		
65	325	(D) 100	500	156	780			(D) 72	720	108	1080	(D) 160	1600		
66	330	102	510	(D) 160	800			(D) 75	750	(D) 110	1100	(D) 161	1610		
68	340	105	525	163	815			78	780	111	1110	(D) 170	1700		
(D) 70	350	109	545	168	840			(D) 80	800	114	1140	175	1750		
		(D) 110	550												

● (D) signifies double timing belt.



green eco® Series

Environmental-friendly rubber timing belts with EPDM compound rubber use.

- Excellent ozone resistance
- Less dispersion of rubber dust


Standard Dimensions and Product Code

Belt Type	Standard Dimensions	Product Code
MXL	<p>① 0.08" (2.032mm) ② 0.6mm ③ 0.51mm</p>	<p>125MXL12.7</p> <p>Belt Type No. of Teeth Belt Width (mm)</p>
XL	<p>① 5.08mm ② 1.0mm ③ 1.27mm</p>	<p>120 XL037</p> <p>Belt Type Belt Length (inch) x10 Belt Width (inch) x10</p>
S2M	<p>① 2.0mm ② 0.6mm ③ 0.76mm</p>	<p>40S2M160</p> <p>Belt Type Belt Width (mm) x10 Nominal Length (mm)</p>
S3M	<p>① 3.0mm ② 0.8mm ③ 1.14mm</p>	<p>100S3M459</p> <p>Belt Type Belt Width (mm) x10 Nominal Length (mm)</p>
ST1.0	<p>① 1.0mm ② 0.63mm ③ 0.34mm</p>	<p>242ST1.0-3.2</p> <p>Belt Type No. of Teeth Belt Width (mm)</p>
ST1.5	<p>① 1.5mm ② 0.6mm ③ 0.56mm</p>	<p>166ST1.5-4.0</p> <p>Belt Type No. of Teeth Belt Width (mm)</p>
ST2.0	<p>① 2.0mm ② 0.6mm ③ 0.75mm</p>	<p>166ST2.0-4.0</p> <p>Belt Type No. of Teeth Belt Width (mm)</p>
ST55	<p>① 1/18" (1.411mm) ② 0.6mm ③ 0.56mm</p>	<p>510ST55-4.0</p> <p>Belt Type No. of Teeth Belt Width (mm)</p>
ST80	<p>① 1/12.5" (2.032mm) ② 0.5mm ③ 0.75mm</p>	<p>510ST80-4.0</p> <p>Belt Type No. of Teeth Belt Width (mm)</p>
ST83	<p>① 1/12" (2.117mm) ② 0.5mm ③ 0.75mm</p>	<p>510ST83-4.0</p> <p>Belt Type No. of Teeth Belt Width (mm)</p>
ST111	<p>① 1/9" (2.822mm) ② 0.6mm ③ 0.75mm</p>	<p>261ST111-3.2</p> <p>Belt Type No. of Teeth Belt Width (mm)</p>

Timing Pulley

Timing belt power transmission systems work the best when high-accuracy belts and precisely processed pulleys smoothly mesh with each other.

- Cutting with hob cutter enables good power transmission.
- MBL accepts your request for material, form and processing method.
- Flange is not sold separately as a single item.



Standard Pulley Types & Sizes

Belt Type	MXL-Rod shape				
No. of Teeth	PD (mm)	OD (mm)	Product Code	Length (mm)	Material
10	6.47	5.96	P 10 MXL 100	100	High-Strength Aluminum Alloy
12	7.76	7.25	P 12 MXL 100		
13	8.41	7.90	P 13 MXL 100		
14	9.06	8.55	P 14 MXL 100		
15	9.70	9.19	P 15 MXL 100		
16	10.35	9.84	P 16 MXL 100		
17	11.00	10.49	P 17 MXL 100		
18	11.64	11.13	P 18 MXL 100		
19	12.29	11.78	P 19 MXL 100		
20	12.94	12.43	P 20 MXL 100		
21	13.58	13.07	P 21 MXL 100		
22	14.23	13.72	P 22 MXL 100		
23	14.88	14.37	P 23 MXL 100		
24	15.52	15.02	P 24 MXL 100		
25	16.17	15.66	P 25 MXL 100		
26	16.82	16.31	P 26 MXL 100		
27	17.46	16.96	P 27 MXL 100		
28	18.11	17.60	P 28 MXL 100		
30	19.40	18.90	P 30 MXL 100		
32	20.70	20.19	P 32 MXL 100		
34	21.99	21.48	P 34 MXL 100		
36	23.29	22.78	P 36 MXL 100		
38	24.58	24.07	P 38 MXL 100		
40	25.87	25.36	P 40 MXL 100		
42	27.17	26.66	P 42 MXL 100		
44	28.46	27.95	P 44 MXL 100		
48	31.05	30.54	P 48 MXL 100		
50	32.34	31.83	P 50 MXL 100		
52	33.63	33.13	P 52 MXL 100		
54	34.93	34.42	P 54 MXL 100		
56	36.22	35.71	P 56 MXL 100		
60	38.81	38.30	P 60 MXL 100		
64	41.40	40.89	P 64 MXL 100		
70	45.28	44.77	P 70 MXL 100		
72	46.57	46.06	P 72 MXL 100		
80	51.74	51.24	P 80 MXL 100		
84	54.33	53.82	P 84 MXL 100		
96	62.09	61.59	P 96 MXL 100		
100	64.68	64.17	P100 MXL 100		
120	77.62	77.11	P120 MXL 100		

● For MXL standard pulley, we stock in rod shape.

Belt Type	MXL for Belt Width – 6.4mm				
No. of Teeth	Pulley Type	Material	PD (mm)	OD (mm)	Product Code
20	B	High-Strength Aluminum Alloy	12.94	12.43	P 20 MXL 6.4
21	B		13.58	13.07	P 21 MXL 6.4
22	B		14.23	13.72	P 22 MXL 6.4
23	B		14.88	14.37	P 23 MXL 6.4
24	B		15.52	15.02	P 24 MXL 6.4
25	B		16.17	15.66	P 25 MXL 6.4
26	B		16.82	16.31	P 26 MXL 6.4
27	B		17.46	16.96	P 27 MXL 6.4
28	B		18.11	17.60	P 28 MXL 6.4
30	B		19.40	18.90	P 30 MXL 6.4
32	B		20.70	20.19	P 32 MXL 6.4
36	B		23.29	22.78	P 36 MXL 6.4
40	B		25.87	25.36	P 40 MXL 6.4
48	B		31.05	30.54	P 48 MXL 6.4
60	B		38.81	38.30	P 60 MXL 6.4
72	B		46.57	46.06	P 72 MXL 6.4
84	B		54.33	53.82	P 84 MXL 6.4
96	B		62.09	61.59	P 96 MXL 6.4
120	B		77.62	77.11	P120 MX L6.4

Belt Type	XL						
No. of Teeth	Pulley Type	OD (mm)	Product Code	No. of Teeth	Pulley Type	OD (mm)	Product Code
10	C	15.66	10XL037	30	B	48.00	30XL037
11	C	17.28	11XL037	32	A·B	51.24	32XL037
12	C	18.90	12XL037	34	A·B	54.47	34XL037
14	C	22.13	14XL037	36	A·B	57.70	36XL037
15	C	23.75	15XL037	38	A·B	60.94	38XL037
16	B	25.36	16XL037	40	A·B	64.17	40XL037
18	B	28.60	18XL037	42	A·B	67.41	42XL037
19	B	30.22	19XL037	44	A·B	70.64	44XL037
20	B	31.83	20XL037	48	W	77.11	48XL037
21	B	33.45	21XL037	50	W	80.34	50XL037
22	B	35.07	22XL037	60	W	96.51	60XL037
24	B	38.30	24XL037	72	W	115.92	72XL037
25	B	39.92	25XL037				
26	B	41.53	26XL037				
28	B	44.77	28XL037				

Material :steel

Belt Type	L						
No. of Teeth	Pulley Type	OD (mm)	Product Code				
10	A·B	29.56	10 L 050				
12	A·B	35.62	12 L 050		12 L 075		
14	A·B	41.68	14 L 050		14 L 075	14 L 100	
15	A·B	44.72	15 L 050		15 L 075	15 L 100	
16	A·B	47.75	16 L 050		16 L 075	16 L 100	
17	A·B	50.78	17 L 050		17 L 075	17 L 100	
18	A·B	53.81	18 L 050		18 L 075	18 L 100	
19	A·B	56.84	19 L 050		19 L 075	19 L 100	
20	A·B	59.88	20 L 050		20 L 075	20 L 100	
21	A·B	62.91	21 L 050		21 L 075	21 L 100	
22	A·B	65.94	22 L 050	22 L 075		22 L 100	
24	A·B	72.00	24 L 050	24 L 075		24 L 100	
25	A·B	75.04	25 L 050	25 L 075		25 L 100	
26	A·B	78.07	26 L 050	26 L 075		26 L 100	
28	A·B	84.13	28 L 050	28 L 075		28 L 100	
30	A·B	90.20	30 L 050	30 L 075		30 L 100	
32	A·B	96.26	32 L 050	32 L 075		32 L 100	
34	A·B	102.32	34 L 050	34 L 075		34 L 100	
36	A·B	108.39	36 L 050	36 L 075		36 L 100	
38	A·B	114.45	38 L 050	38 L 075		38 L 100	
40	A·B	120.51	40 L 050	40 L 075		40 L 100	
44	A·B	132.64	44 L 050	44 L 075		44 L 100	
48	W	144.77	48 L 050	48 L 075		48 L 100	
50	W	150.83	50 L 050	50 L 075		50 L 100	
60	W	181.15	60 L 050	60 L 075		60 L 100	
72	W	217.53	72 L 050	72 L 075		72 L 100	

Material :steel

Timing Pulley

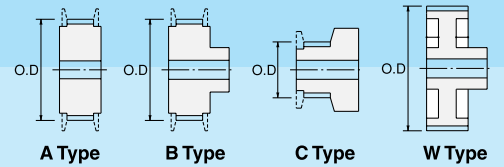
Pulley Product Code

(Example) 38 XL 037 B

No. of Teeth: 38
 Belt Type: XL
 Belt Width (inch x 100): 037
 Pulley Type Form: B

Add "P" in front of the product code for MXL type
 (Ex) P26MXL6.4B

(Note: belt width is in mm for MXL type)



Tooth profile for standard pulleys is in-volute shape complying with ISO standards.

Standard Pulley Types & Sizes

Belt Type	H				
No. of Teeth	Pulley Type	OD (mm)	Product Code		
14	A · B	55.22	14H100	14H150	14H200
15	A · B	59.27	15H100	15H150	15H200
16	A · B	63.31	16H100	16H150	16H200
18	A · B	71.39	18H100	18H150	18H200
19	A · B	75.44	19H100	19H150	19H200
20	A · B	79.48	20H100	20H150	20H200
21	A · B	83.52	21H100	21H150	21H200
22	A · B	87.56	22H100	22H150	22H200
24	A · B	95.65	24H100	24H150	24H200
25	A · B	99.69	25H100	25H150	25H200
26	A · B	103.73	26H100	26H150	26H200
28	A · B	111.82	28H100	28H150	28H200
30	A · B	119.90	30H100	30H150	30H200
32	A · B	127.99	32H100	32H150	32H200
34	A · B	136.07	34H100	34H150	34H200
36	A · B	144.16	36H100	36H150	36H200
40	A · B	160.33	40H100	40H150	40H200
44	W	176.50	44H100	44H150	44H200
48	W	192.67	48H100	48H150	48H200
50	W	200.75	50H100	50H150	50H200
60	W	241.18	60H100	60H150	60H200
72	W	289.69	72H100	72H150	72H200

Material :steel

Belt Type	T5			
No. of Teeth	Pulley Type	OD (mm)	Product Code	
12	C	18.25	PT5-10-12	
14	C	21.45	PT5-10-14	
15	C	23.05	PT5-10-15	
16	B	24.60	PT5-10-16	
18	B	27.80	PT5-10-18	
20	B	31.00	PT5-10-20	
22	B	34.25	PT5-10-22	
24	B	37.40	PT5-10-24	
25	B	39.00	PT5-10-25	
26	B	40.60	PT5-10-26	
28	B	43.75	PT5-10-28	
30	B	46.95	PT5-10-30	
32	A · B	50.10	PT5-10-32	
36	A · B	56.45	PT5-10-36	
40	A · B	62.85	PT5-10-40	
44	W	69.20	PT5-10-44	
48	W	75.55	PT5-10-48	
50	W	78.75	PT5-10-50	
60	W	94.65	PT5-10-60	

Material :steel


Belt Type	T10			
No. of Teeth	Pulley Type	OD (mm)	Product Code	
12	A · B	36.35	PT10-15-12	PT10-25-12
14	A · B	42.70	PT10-15-14	PT10-25-14
15	A · B	45.90	PT10-15-15	PT10-25-15
16	A · B	49.05	PT10-15-16	PT10-25-16
18	A · B	55.45	PT10-15-18	PT10-25-18
20	A · B	61.80	PT10-15-20	PT10-25-20
22	A · B	68.15	PT10-15-22	PT10-25-22
24	A · B	74.55	PT10-15-24	PT10-25-24
25	A · B	77.70	PT10-15-25	PT10-25-25
26	A · B	80.90	PT10-15-26	PT10-25-26
28	A · B	87.25	PT10-15-28	PT10-25-28
30	A · B	93.65	PT10-15-30	PT10-25-30
32	A · B	100.00	PT10-15-32	PT10-25-32
36	A · B	112.75	PT10-15-36	PT10-25-36
40	A · B	125.45	PT10-15-40	PT10-25-40
44	W	138.20	PT10-15-44	PT10-25-44
48	W	150.95	PT10-15-48	PT10-25-48
50	W	157.30	PT10-15-50	PT10-25-50
60	W	189.10	PT10-15-60	PT10-25-60

Material :steel

LONG-SPAN Timing Belt (Open-End & Endless)

This belt is for long-span linear drives and light-duty synchronous transmission and transportation.

- Freer design possible as the length can be extended.



● Rubber Timing Belt

Size Range for Open-End Type

Trapezoidal tooth (MXL, XL, L, H)

(Unit: m)

Belt Type	Width (mm)					
	6.4	9.5	12.7	19.1	25.4	38.1
	Inch. x100					
	025	037	050	075	100	150
MXL	69	46	34			
XL	129	89	64	39		
L			72	47	34	
H			129	86	63	41

* Please order by above length unit.

Round tooth (S2M, S3M, S5M, S8M, S14M)

(Unit: m)

Belt Type	Width (mm)								
	4	6	10	15	25	30	40	50	60
S2M	89	58	35						
S3M		109	65	43					
S5M			78	50	68				
S8M				101	66	39	28	30	22
S14M					58	49	36	27	17

* Please order by above length unit.

Size Range for Endless Type

Belt Type	Belt Width (mm)		Maximum Belt Length (m)
	Minimum	Maximum	
L	12.7	355	20.0
H	19.1	343	20.0
XH	50.8	406	20.0
XXH	19.1	406	20.0
S8M	19.1	342	20.0
S14M	50.8	406	20.0

* Please take the tension limit as around 1/2 that of common sized timing belt.

● Thermosetting Polyurethane Timing Belt

Size Range for Open-End Type

Trapezoidal tooth (T80, XL, L)

(Unit: m)

Belt Type	Width (mm)			
	6.4	9.5	12.7	19.1
	Inch.			
	025	037	050	075
T80	52	35	34	
XL	71	48	36	17
L		51	38	

Trapezoidal tooth (T5, T10)

(Unit: m)

Belt Type	Width (mm)						
	4	5	6	10	15	20	25
T5		87		44	29		
T10				49	32	17	13

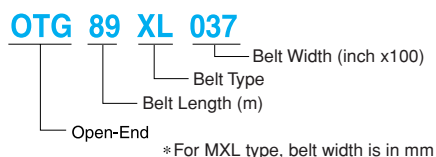
Round tooth (S2M, S3M)

(Unit: m)

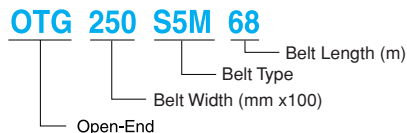
Belt Type	Width (mm)						
	4	5	6	10	15	20	25
S2M	99	80	67				
S3M		98	82	50	33		

Example

① Trapezoidal tooth (MXL*, XL, L, H)

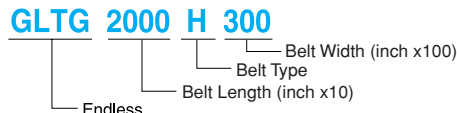


② Round tooth (S2M, S3M, S5M, S8M, S14M)

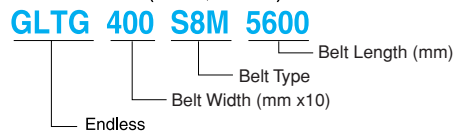


Example

① Trapezoidal tooth (L, H, XH, XXH)

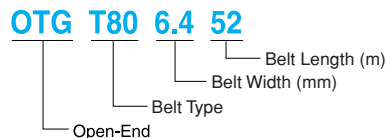


② Round tooth (S8M, S14M)



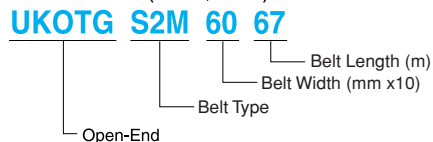
Example

① Trapezoidal tooth (T80, T5, T10, XL*, L*)



* For XL and L types, belt width is indicated as (inch x100)

② Round tooth (S2M, S3M)



II Frictional Forced Power Transmission Belt

Classical V-Belt / Red label V-Belt	P32
Classical V-Belt / Red label V-Belt for DIN2215 / ISO4184	P33~36
MAXSTAR WEDGE V-Belt	P37
MAXSTAR WEDGE V-Belt for RMA / MPTA	P38
Narrow V-Belt for DIN7753 / ISO4184	P39
SUPER VS [®] Belt (Variable Speed Belt)	P40
MAXSTAR WEDGE Bushing Pulley	P41, 42
e-Power [®] Belt	P43
RIBSTAR Belt G (Rubber V-Ribbed Belt)	P44
RIBSTAR Belt U (Polyurethane V-Ribbed Belt)	P45
RIBSTAR Pulley (V-Ribbed Pulley)	P46
FLEXSTAR [®] Belt	P47
SUPER FLEXSTAR [®] Belt	P48
FLEXSTAR [®] Belt J	P49
POLYMAX Belt	P50
MB Belt	P51
STARROPE [®] , SUPER STARROPE [®]	P52
PRENE V-ROPE, PRENE HEXAGONAL-ROPE	P52
Flat Belt	P53



Classical V-Belt/ Red label V-Belt

This type is most commonly used as a means for power transmission. Therefore, it is economic and available in the market. Also, it is easily replaced.

- Our "SET FREE®" system for multiple belt usage is very effective to reduce dimensional differences of each belt.
- Red label V-Belt is a heavy-duty power transmission belt, which has heat, oil and flex resistance as well as a high antistatic property

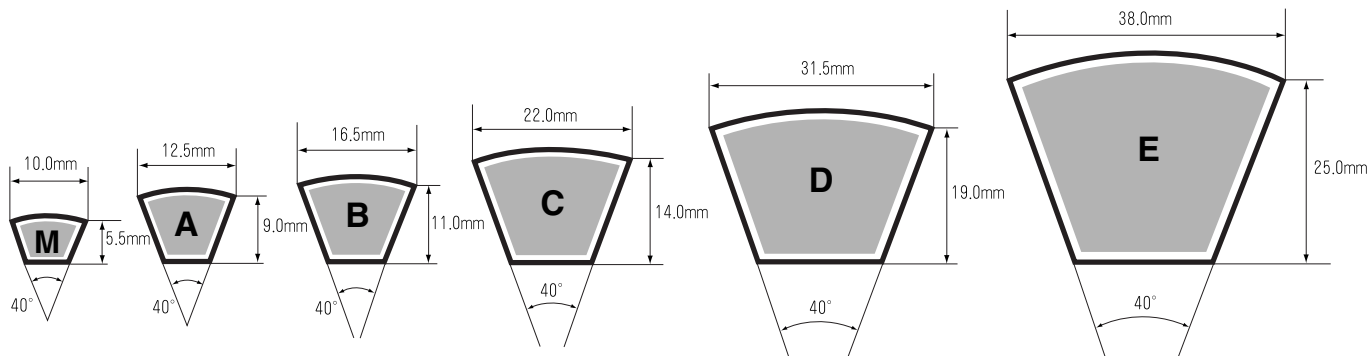
Product Code

A-50

Belt Type ———— Belt Code (inch)

- Belt code indicates effective pitch length of the belt in inches. (For M type, length is outer circumference)

Cross-Sectional Dimensions




(Note) Above dimensions are nominal values.

Standard Belt Sizes

M Type (No.)	A Type (No.)		B Type (No.)		C Type (No.)		D Type (No.)	E Type (No.)			
★ 20	★ 20	★ 60	★ 100	25	★ 65	★ 112	40	86	★ 190	★ 100	180
★ 21	★ 21	★ 61	★ 102	26	★ 66	★ 115	42	87	★ 200	★ 105	210
★ 22	★ 22	★ 62	★ 105	27	★ 67	★ 118	★ 45	★ 88	★ 210	★ 110	240
★ 23	★ 23	★ 63	★ 108	28	★ 68	★ 120	★ 48	89	★ 220	★ 115	270
★ 24	★ 24	★ 64	★ 110	29	★ 69	★ 122	★ 50	★ 90	★ 230	★ 120	300
★ 25	★ 25	★ 65	★ 112	★ 30	★ 70	★ 125	★ 51	91	★ 240	★ 125	330
★ 26	★ 26	★ 66	★ 115	★ 31	★ 71	★ 128	★ 52	★ 92	★ 250	★ 130	360
★ 27	★ 27	★ 67	★ 118	★ 32	★ 72	★ 130	53	93	260	★ 135	390
★ 28	★ 28	★ 68	★ 120	★ 33	★ 73	★ 132	★ 54	94	270	★ 140	420
★ 29	★ 29	★ 69	★ 122	★ 34	★ 74	★ 135	★ 55	★ 95		★ 145	
								96			
★ 30	30	★ 70	★ 125	★ 35	★ 75	★ 138	56			★ 150	
★ 31	31	★ 71	★ 128	★ 36	★ 76	★ 140	57	97		★ 155	
★ 32	32	★ 72	★ 130	★ 37	★ 77	★ 145	★ 58	★ 98		★ 160	
★ 33	33	★ 73	★ 135	★ 38	★ 78	★ 150	59	99		★ 165	
★ 34	34	★ 74	★ 140	★ 39	★ 79	★ 155	★ 60	★ 100		★ 170	
★ 35	35	★ 75	★ 145	★ 40	★ 80	★ 160	61	★ 102		★ 180	
★ 36	36	★ 76	★ 150	★ 41	★ 81	★ 165	★ 62	★ 105		★ 190	
★ 37	37	★ 77	★ 155	★ 42	★ 82	★ 170	63	★ 108		★ 200	
★ 38	38	★ 78	★ 160	★ 43	★ 83	★ 180	64	★ 110		★ 210	
★ 39	39	★ 79	165	★ 44	★ 84	★ 190	★ 65	★ 112		★ 220	
							66	★ 115			
★ 40	★ 40	★ 80	★ 170	★ 45	★ 85	★ 200				★ 230	
★ 41	★ 41	★ 81	★ 180	★ 46	★ 86	★ 210	67	★ 118		★ 240	
★ 42	★ 42	★ 82		★ 47	★ 87		★ 68	★ 120		★ 250	
★ 43	★ 43	★ 83		★ 48	★ 88		69	★ 122		★ 260	
★ 44	★ 44	★ 84		★ 49	★ 89		★ 70	★ 125		★ 270	
★ 45	★ 45	★ 85		★ 50	★ 90		71	★ 128		★ 280	
★ 46	★ 46	★ 86		★ 51	★ 91		★ 72	★ 130		★ 300	
★ 47	★ 47	★ 87		★ 52	★ 92		73	★ 132		★ 310	
★ 48	★ 48	★ 88		★ 53	★ 93		74	★ 135		★ 330	
★ 49	★ 49	★ 89		★ 54	★ 94		★ 75	★ 138		360	
							76	★ 140			
★ 50	★ 50	★ 90		★ 55	★ 95						
	★ 51	★ 91		★ 56	★ 96		77	★ 142			
	★ 52	★ 92		★ 57	★ 97		★ 78	★ 145			
	★ 53	★ 93		★ 58	★ 98		79	★ 148			
	★ 54	★ 94		★ 59	★ 99		★ 80	★ 150			
	★ 55	★ 95		★ 60	★ 100		81	★ 155			
	★ 56	★ 96		★ 61	★ 102		★ 82	★ 160			
(* 10)	★ 57	★ 97	(* 11)	★ 62	★ 105	(* 13)	83	★ 165	(* 24)	(* 80)	(* 96)
∫	★ 58	★ 98	∫	★ 63	★ 108	∫	84	★ 170	∫	∫	∫
* 120	★ 59	★ 99	* 370	★ 64	★ 110	* 660	★ 85	★ 180	* 660	* 660	* 660

★ : signifies standard size equivalent to JIS (K6323) standards

* : Manufacturable sizes



Classical V-Belts for DIN 2215/ISO4184 (Wrapped Type / Raw Edge Cogged Type)

Widely-used power transmission belt.
Cost efficient, readily available, easily changeable

Product Code

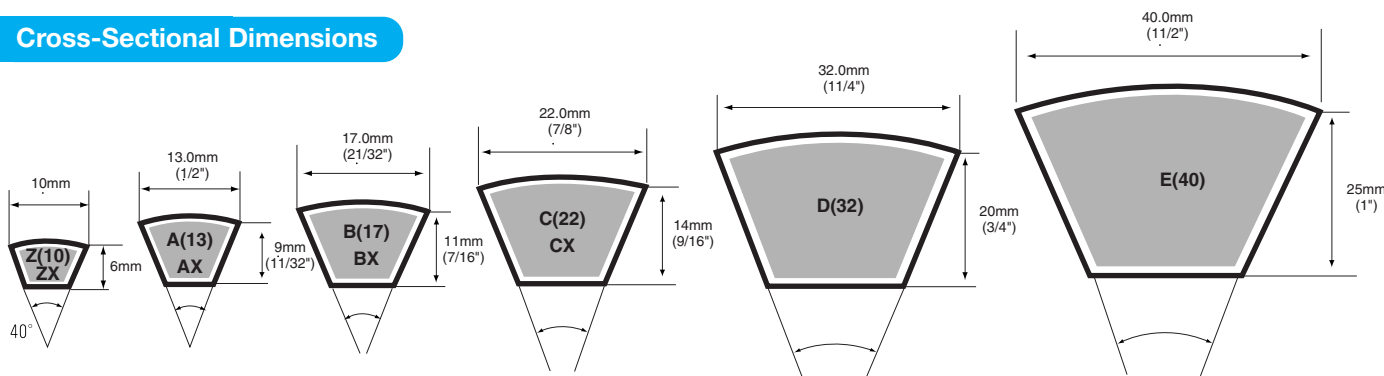
A-40

Belt Type

Belt Code (inch)

● Belt code is nominal length in inch

Cross-Sectional Dimensions



Standard Belt Sizes

Z(10), ZX					
Belt Code	Inside Length Li (mm)	Datum Length Ld (mm)	Belt Code	Inside Length Li (mm)	Datum Length Ld (mm)
20	515	537	38.5	975	997
20.5	525	547	39	990	1012
21	530	552	39.5	1000	1022
21.5	550	572	40	1016	1038
22	560	582	40.5	1030	1052
22.5	575	597	41	1041	1063
23	585	607	41.5	1050	1072
23.5	600	622	42	1060	1082
24	610	632	42.25	1075	1097
24.5	620	642	42.5	1080	1102
25	630	652	43	1090	1112
25.5	650	672	43.5	1105	1127
26	660	682	44	1120	1142
26.5	670	692	45	1140	1162
27	685	707	45.5	1150	1172
27.5	700	722	46	1165	1187
28	710	732	47	1194	1216
28.5	725	747	47.5	1215	1237
29	730	752	48	1225	1247
29.5	750	772	49	1250	1272
30	765	787	50	1270	1292
30.5	775	797	51	1295	1317
31	790	812	51.5	1310	1332
31.5	800	822	52	1320	1342
32	820	842	52.5	1330	1352
32.5	825	847	53	1346	1368
33	840	862	54	1371	1393
33.5	850	872	55	1400	1422
34	865	887	56	1422	1444
34.5	875	897	57	1450	1472
35	890	912	58	1475	1497
35.5	900	922	59	1500	1522
36	915	937	60	1525	1547
36.5	925	947			
37	940	962			
37.5	950	972			
38	965	987			

Size range : 18.5" - 93"

All dimensions are nominal values.

Available sizes for raw edge cogged belt ZX

Classical V-Belts for DIN 2215/ISO4184

II Frictional Forced Power Transmission Belt

A(13), AX											
Belt Code	Inside Length Li(mm)	Datum Length Ld(mm)	Belt Code	Inside Length Li(mm)	Datum Length Ld(mm)	Belt Code	Inside Length Li(mm)	Datum Length Ld(mm)	Belt Code	Inside Length Li(mm)	Datum Length Ld(mm)
20	508	538	57	1450	1480	94	2388	2418	165	4200	4230
21	535	565	58	1475	1505	95	2413	2443	167	4250	4280
22	560	590	59	1500	1530	96	2438	2468	170	4318	4348
23	585	615	60	1525	1555	97	2464	2494	173	4394	4424
24	610	640	61	1550	1580	98	2500	2530	176	4470	4500
25	630	660	62	1575	1605	99	2515	2545	180	4572	4602
26	660	690	63	1600	1630	100	2540	2570	185	4700	4730
27	686	716	64	1625	1655	101	2565	2595	187	4750	4780
28	710	740	65	1650	1680	102	2591	2621	190	4825	4855
29	730	760	66	1676	1706	103	2616	2646	195	4950	4980
30	767	797	67	1700	1730	104	2650	2680	197	5000	5030
31	787	817	68	1725	1755	105	2667	2697	200	5080	5110
32	813	843	69	1750	1780	106	2692	2722			
33	838	868	70	1775	1805	107	2725	2755			
34	864	894	71	1800	1830	108	2743	2773			
35	889	919	72	1825	1855	109	2769	2799			
36	914	944	73	1854	1884	110	2800	2830			
37	940	970	74	1880	1910	112	2845	2875			
38	965	995	75	1900	1930	115	2921	2951			
39	990	1020	76	1930	1960	116	2946	2976			
40	1016	1046	77	1956	1986	118	3000	3030			
41	1041	1071	78	1980	2010	120	3048	3078			
42	1060	1090	79	2000	2030	122	3100	3130			
43	1100	1130	80	2032	2062	124	3150	3180			
44	1120	1150	81	2060	2090	125	3175	3205			
45	1143	1173	82	2083	2113	128	3250	3280			
46	1168	1198	83	2110	2140	130	3300	3330			
47	1200	1230	84	2134	2164	134	3400	3430			
48	1220	1250	85	2160	2190	135	3425	3455			
49	1250	1280	86	2180	2210	136	3454	3484			
50	1270	1300	87	2210	2240	140	3550	3580			
51	1300	1330	88	2240	2270	144	3658	3688			
52	1320	1350	89	2260	2290	150	3810	3840			
53	1350	1380	90	2286	2316	150	3810	3840			
54	1375	1405	91	2310	2340	158	4000	4030			
55	1400	1430	92	2337	2367	160	4064	4094			
56	1422	1452	93	2360	2390	162	4115	4145			

Size range : 20" - 360"

All dimensions are nominal values.

Available sizes for raw edge cogged belt AX

B(17), BX														
Belt Code	Inside Length Li(mm)	Datum Length Ld(mm)	Belt Code	Inside Length Li(mm)	Datum Length Ld(mm)	Belt Code	Inside Length Li(mm)	Datum Length Ld(mm)	Belt Code	Inside Length Li(mm)	Datum Length Ld(mm)	Belt Code	Inside Length Li(mm)	Datum Length Ld(mm)
20	510	553	55	1400	1443	92	2337	2380	138	3500	3543	225	5700	5743
21	535	578	56	1425	1468	93	2360	2403	140	3550	3593	228	5800	5843
22	560	603	57	1450	1493	94	2388	2431	142	3600	3643	230	5850	5893
23	585	628	58	1475	1518	95	2413	2456	144	3658	3701	232	5893	5936
24	615	658	59	1500	1543	96	2438	2481	145	3675	3718	236	6000	6043
25	630	673	60	1525	1568	97	2465	2508	146	3700	3743	238	6045	6088
26	660	703	61	1550	1593	98	2500	2543	148	3750	3793	240	6096	6139
27	686	729	62	1575	1618	99	2515	2558	150	3810	3853	245	6225	6268
28	710	753	63	1600	1643	100	2540	2583	152	3861	3904	248	6300	6343
29	735	778	64	1625	1668	101	2565	2608	154	3912	3955	250	6350	6393
30	762	805	65	1650	1693	102	2600	2643	155	3937	3980	255	6475	6518
29	735	778	66	1675	1718	103	2616	2659	156	3950	3993	260	6600	6643
30	762	805	67	1700	1743	104	2650	2693	158	4000	4043	264	6700	6743
31	785	828	68	1725	1768	105	2667	2710	160	4065	4108	268	6800	6843
32	813	856	69	1750	1793	106	2700	2743	162	4115	4158	270	6850	6893
33	838	881	70	1775	1818	107	2718	2761	164	4165	4208	276	7000	7043
34	865	908	71	1800	1843	108	2750	2793	165	4200	4243	280	7100	7143
35	889	932	72	1825	1868	110	2800	2843	166	4215	4258	290	7360	7403
36	915	958	73	1850	1893	112	2845	2888	169	4300	4343	300	7620	7663
37	940	983	74	1880	1923	113	2870	2913	170	4318	4361	310	7875	7918
38	965	1008	75	1900	1943	114	2900	2943	173	4394	4437	320	8125	8168
39	991	1034	76	1930	1973	115	2921	2964	175	4450	4493	330	8375	8418
40	1016	1059	77	1950	1993	116	2950	2993	177	4500	4543	340	8640	8683
41	1040	1083	78	1981	2024	117	2972	3015	180	4572	4615	350	8900	8943
42	1060	1103	79	2000	2043	118	3000	3043	185	4700	4743	360	9150	9193
43	1090	1133	80	2032	2075	120	3048	3091	188	4775	4818	370	9400	9443
44	1120	1163	81	2060	2103	122	3099	3142	190	4826	4869	380	9650	9693
45	1150	1193	82	2083	2126	124	3150	3193	192	4875	4918	390	9900	9943
46	1175	1218	83	2100	2143	125	3175	3218	195	4953	4996	400	10160	10203
47	1200	1243	84	2134	2177	126	3200	3243	197	5000	5043			
48	1215	1258	85	2160	2203	128	3250	3293	200	5080	5123			
49	1250	1293	86	2200	2243	130	3300	3343	204	5182	5225			
50	1275	1318	87	2210	2253	132	3350	3393	205	5200	5243			
51	1300	1343	88	2240	2283	133	3375	3418	210	5334	5377			
52	1320	1363	89	2260	2303	134	3400	3443	215	5450	5493			
53	1350	1393	90	2286	2329	135	3425	3468	218	5540	5583			
54	1372	1415	91	2300	2343	136	3450	3493	220	5600	5643			

Size range : 20" - 660"

All dimensions are nominal values.

Available sizes for raw edge cogged belt BX

Classical V-Belts for DIN 2215/ISO4184

C(22), CX														
Belt Code	Inside Length Li(mm)	Datum Length Ld(mm)	Belt Code	Inside Length Li(mm)	Datum Length Ld(mm)	Belt Code	Inside Length Li(mm)	Datum Length Ld(mm)	Belt Code	Inside Length Li(mm)	Datum Length Ld(mm)	Belt Code	Inside Length Li(mm)	Datum Length Ld(mm)
30	762	814	67	1700	1752	104	2642	2694	162	4115	4167	270	6858	6910
31	787	839	68	1725	1777	105	2667	2719	164	4166	4218	275	6985	7037
32	813	865	69	1750	1802	106	2692	2744	168	4267	4319	280	7100	7152
33	838	890	70	1775	1827	107	2718	2770	170	4318	4370	290	7366	7418
34	864	916	71	1800	1852	108	2750	2802	173	4390	4442	300	7600	7652
35	889	941	72	1829	1881	110	2800	2852	175	4445	4497	320	8130	8182
36	914	966	73	1854	1906	111	2819	2871	177	4500	4552	330	8380	8432
37	940	992	74	1880	1932	112	2845	2897	180	4572	4624	340	8636	8688
38	950	1002	75	1900	1952	113	2870	2922	183	4648	4700	350	8900	8952
39	975	1027	76	1930	1982	114	2896	2948	185	4700	4752	360	9144	9196
40	1000	1052	77	1956	2008	115	2921	2973	187	4750	4802	370	9400	9452
41	1030	1082	78	1981	2033	116	2950	3002	190	4825	4877	380	9650	9702
42	1075	1127	79	2000	2052	118	3000	3052	195	4950	5002	400	10160	10212
43	1090	1142	80	2032	2084	120	3050	3102	197	5000	5052	415	10540	10592
44	1120	1172	81	2060	2112	122	3100	3152	200	5080	5132	434	11000	11052
45	1150	1202	82	2083	2135	123	3125	3177	202	5131	5183	473	12000	12052
46	1175	1227	83	2108	2160	124	3150	3202	204	5182	5234	492	12500	12552
47	1200	1252	84	2135	2187	125	3175	3227	205	5207	5259	512	13000	13052
48	1220	1272	85	2159	2211	126	3200	3252	210	5334	5386	550	14000	14052
49	1250	1302	86	2184	2236	128	3250	3302	215	5461	5513	590	15000	15052
50	1270	1322	87	2210	2262	129	3270	3322	220	5600	5652			
51	1295	1347	88	2240	2292	130	3300	3352	222	5639	5691			
52	1320	1372	89	2261	2313	132	3350	3402	224	5690	5742			
53	1350	1402	90	2286	2338	134	3400	3452	225	5715	5767			
54	1375	1427	91	2311	2363	136	3450	3502	228	5791	5843			
55	1400	1452	92	2337	2389	138	3500	3552	230	5842	5894			
56	1425	1477	93	2360	2412	140	3550	3602	235	5970	6022			
57	1450	1502	94	2388	2440	142	3600	3652	238	6045	6097			
58	1475	1527	95	2413	2465	144	3658	3710	240	6096	6148			
59	1500	1552	96	2438	2490	146	3700	3752	246	6250	6302			
60	1525	1577	97	2465	2517	148	3750	3802	248	6300	6352			
61	1550	1602	98	2500	2552	150	3810	3862	250	6350	6402			
62	1575	1627	99	2525	2577	152	3861	3913	256	6500	6552			
63	1600	1652	100	2540	2592	154	3912	3964	258	6553	6605			
64	1625	1677	101	2560	2612	155	3937	3989	260	6600	6652			
65	1650	1702	102	2591	2643	158	4000	4052	264	6700	6752			
66	1675	1727	103	2616	2668	160	4064	4116	268	6800	6852			

All dimensions are nominal values.

: Available sizes for raw edge cogged belt CX

Size range : 30" - 660"


Classical V-Belts for DIN 2215/ISO4184

D(32)								
Belt Code	Inside Length Li(mm)	Datum Length Ld(mm)	Belt Code	Inside Length Li(mm)	Datum Length Ld(mm)	Belt Code	Inside Length Li(mm)	Datum Length Ld(mm)
100	2540	2615	168	4267	4342	265	6725	6800
103	2616	2691	170	4320	4395	268	6800	6875
104	2650	2725	172	4370	4445	270	6850	6925
105	2675	2750	173	4390	4465	275	6985	7060
108	2750	2825	174	4420	4495	280	7100	7175
110	2800	2875	175	4450	4525	285	7250	7325
112	2850	2925	176	4470	4545	290	7375	7450
115	2925	3000	178	4525	4600	295	7500	7575
118	3000	3075	180	4570	4645	300	7620	7695
120	3048	3123	182	4620	4695	310	7875	7950
122	3100	3175	184	4675	4750	330	8380	8455
124	3150	3225	185	4700	4775	350	8900	8975
126	3200	3275	186	4725	4800	370	9400	9475
128	3250	3325	188	4775	4850	390	9900	9975
130	3300	3375	190	4825	4900	400	10160	10235
132	3350	3425	192	4875	4950	420	10670	10745
134	3400	3475	194	4925	5000	420	10670	10745
135	3425	3500	195	4950	5025	450	11430	11505
136	3450	3525	198	5025	5100	470	11950	12025
138	3500	3575	200	5080	5155	500	12700	12775
140	3550	3625	205	5200	5275	540	13720	13795
142	3600	3675	210	5330	5405	550	14000	14075
144	3658	3733	215	5450	5525	600	15240	15315
146	3700	3775	217	5500	5575	630	16000	16075
148	3750	3825	220	5600	5675	660	16760	16835
150	3810	3885	225	5715	5790			
152	3860	3935	228	5790	5865			
154	3900	3975	230	5850	5925			
155	3925	4000	235	5970	6045			
156	3950	4025	236	6000	6075			
158	4000	4075	238	6045	6120			
160	4060	4135	240	6096	6171			
162	4115	4190	245	6225	6300			
164	4165	4240	248	6300	6375			
165	4200	4275	250	6350	6425			
166	4225	4300	255	6475	6550			
167	4250	4325	260	6600	6675			

All dimensions are nominal values.

E(40)					
Belt Code	Inside Length Li(mm)	Datum Length Ld(mm)	Belt Code	Inside Length Li(mm)	Datum Length Ld(mm)
144	3650	3732	365	9275	9357
180	4575	4657	370	9400	9482
185	4700	4782	375	9525	9607
190	4825	4907	380	9650	9732
195	4950	5032	385	9775	9857
200	5080	5162	390	9900	9982
205	5200	5282	395	10025	10107
210	5300	5382	400	10160	10242
220	5600	5682	405	10300	10382
225	5715	5797	410	10400	10482
230	5850	5932	415	10550	10632
235	5970	6052	420	10670	10752
240	6100	6182	425	10800	10882
245	6225	6307	430	10925	11007
250	6350	6432	435	11050	11132
255	6475	6557	440	11200	11282
260	6600	6682	445	11300	11382
265	6730	6812	450	11430	11512
270	6850	6932	455	11550	11632
275	6985	7067	460	11700	11782
280	7100	7182	465	11800	11882
285	7250	7332	470	11950	12032
290	7375	7457	475	12050	12132
295	7500	7582	480	12190	12272
300	7620	7702	485	12325	12407
305	7750	7832	490	12500	12582
310	7875	7957	495	12575	12657
315	8000	8082	500	12700	12782
320	8125	8207	540	13720	13802
325	8250	8332	600	15240	15322
330	8380	8462	660	16760	16842
335	8500	8582			
340	8650	8732			
345	8750	8832			
350	8900	8982			
355	9000	9082			
360	9150	9232			

All dimensions are nominal values.



MAXSTAR WEDGE V-Belt

With its unique narrow width, this V-Belt has high power transmission capability.

- Energy-saving and compact design application
- Possible to operate with maximum speed of 40m/sec
- Excellent heat resistance and antistatic property
- Our "set-free" system for multiple belt usage is very effective to reduce dimensional differences of each belt.
- We standardize easy-to-install bussing types as our wedge pulley.

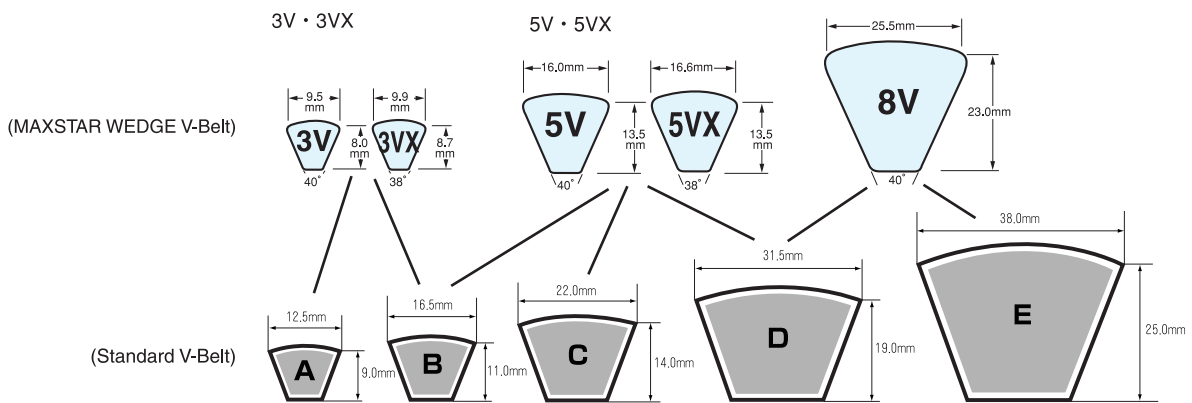
Product Code

5V-2000

Belt Type

Belt Code = Effective Belt Length (inch) x10

Comparison with Standard V-Belt




(Note) Above are nominal values.

Standard Belt Sizes

3V · 3VX			5V · 5VX			8V		
Product Code	Effective Belt Length (mm)	Belt Pitch Length (mm)	Product Code	Effective Belt Length (mm)	Belt Pitch Length (mm)	Product Code	Effective Belt Length (mm)	Belt Pitch Length (mm)
3V 250	635	631	5V 500	1270	1262	8V 1000	2540	2524
3V 265	673	669	5V 530	1346	1338	8V 1060	2692	2676
3V 280	711	707	5V 560	1422	1414	8V 1120	2845	2829
3V 300	762	758	5V 600	1524	1516	8V 1180	2997	2981
3V 315	800	796	5V 630	1600	1592	8V 1250	3175	3159
3V 335	851	847	5V 670	1702	1694	8V 1320	3353	3337
3V 355	902	898	5V 710	1803	1795	8V 1400	3556	3540
3V 375	953	949	5V 750	1905	1897	8V 1500	3810	3794
3V 400	1016	1012	5V 800	2032	2024	8V 1600	4064	4048
3V 425	1080	1076	5V 850	2159	2151	8V 1700	4318	4302
3V 450	1143	1139	5V 900	2286	2278	8V 1800	4572	4556
3V 475	1207	1203	5V 950	2413	2405	8V 1900	4826	4810
3V 500	1270	1266	5V 1000	2540	2532	8V 2000	5080	5064
3V 530	1346	1342	5V 1060	2692	2684	8V 2120	5385	5369
3V 560	1422	1418	5V 1120	2845	2837	8V 2240	5690	5674
3V 600	1524	1520	5V 1180	2997	2989	8V 2360	5994	5978
3V 630	1600	1596	5V 1250	3175	3167	8V 2500	6350	6334
3V 670	1702	1698	5V 1320	3353	3345	8V 2650	6731	6715
3V 710	1803	1799	5V 1400	3556	3548	8V 2800	7112	7096
3V 750	1905	1901	5V 1500	3810	3802	8V 3000	7620	7604
3V 800	2032	2028	5V 1600	4064	4056	8V 3150	8001	7985
3V 850	2159	2155	5V 1700	4318	4310	8V 3350	8509	8493
3V 900	2286	2282	5V 1800	4572	4564	8V 3550	9017	9001
3V 950	2413	2409	5V 1900	4826	4818	8V 3750	9525	9509
3V 1000	2540	2536	5V 2000	5080	5072	8V 4000	10160	10144
3V 1060	2692	2688	5V 2120	5385	5377	8V 4250	10795	10779
3V 1120	2845	2841	5V 2240	5690	5682	8V 4500	11430	11414
3V 1180	2997	2993	5V 2360	5994	5986	8V 4750	12065	12049
3V 1250	3175	3171	5V 2500	6350	6342	8V 5000	12700	12684
3V 1320	3353	3349	5V 2650	6731	6723	8V 5600	14224	14208
3V 1400	3556	3552	5V 2800	7112	7104	8V 6000	15240	15224
			5V 3000	7620	7612			
			5V 3150	8001	7993			
			5V 3350	8509	8501			
			5V 3550	9017	9009			

● signifies availability of Multi type MAXSTAR WEDGE Belt. Standard number of ribs is 2, 3, 4, 5 for all types (3V,5V,8V). We manufacture only standard sizes.

□ : Corresponding sizes for Raw Edge cogged Type "MAXSTAR WEDGE SUPREME" 3VX and 5VX. Those are nonstocked items.



MAXSTAR WEDGE V-Belt for RMA/MPTA

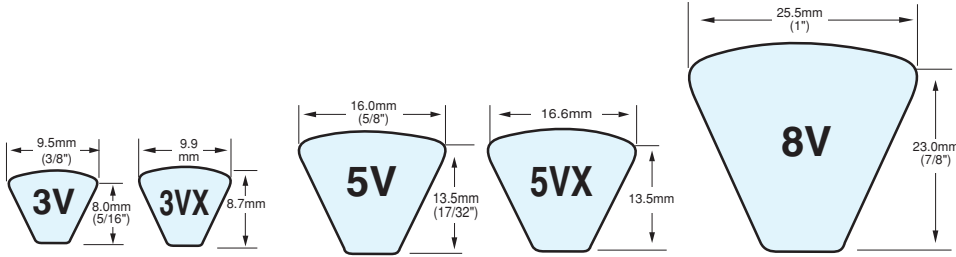
Unique narrow V belt with high power transmission capability
 Suitable for energy-saving / compact design and can be used for high-speed operation up to 40m /second

Product Code

5V—2500

Belt Type — Belt Code = Effective Belt Length (inch) x10

Cross-Sectional Dimensions



Standard Belt Sizes

3V - 3VX				5V - 5VX				8V		
Belt Code	Effective Outside Length La (mm)	3V	3VX	Belt Code	Effective Outside Length La (mm)	5V	5VX	Belt Code	Effective Outside Length La (mm)	8V
250	635	○	○	500	1270	○	○	1000	2540	○
265	673	○	○	530	1346	○	○	1060	2692	○
280	711	○	○	560	1422	○	○	1120	2845	○
300	762	○	○	600	1524	○	○	1180	2997	○
315	800	○	○	630	1600	○	○	1250	3175	○
335	851	○	○	670	1702	○	○	1320	3353	○
355	902	○	○	710	1803	○	○	1400	3556	○
375	953	○	○	750	1905	○	○	1500	3810	○
400	1016	○	○	800	2032	○	○	1600	4064	○
425	1080	○	○	850	2159	○	○	1700	4318	○
450	1143	○	○	900	2286	○	○	1800	4572	○
475	1207	○	○	950	2413	○	○	1900	4826	○
500	1270	○	○	1000	2540	○	○	2000	5080	○
530	1346	○	○	1060	2692	○	○	2120	5385	○
560	1422	○	○	1120	2845	○	○	2240	5690	○
600	1524	○	○	1180	2997	○	○	2360	5994	○
630	1600	○	○	1250	3175	○	○	2500	6350	○
670	1702	○	○	1320	3353	○	○	2650	6731	○
710	1803	○	○	1400	3556	○	○	2800	7112	○
750	1905	○	○	1500	3810	○	○	3000	7620	○
800	2032	○	○	1600	4064	○	○	3150	8001	○
850	2159	○	○	1700	4318	○	○	3350	8509	○
900	2286	○	○	1800	4572	○	○	3550	9017	○
950	2413	○	○	1900	4826	○	○	3750	9525	○
1000	2540	○	○	2000	5080	○	○	4000	10160	○
1060	2692	○	○	2120	5385	○	○	4250	10795	○
1120	2845	○	○	2240	5690	○	○	4500	11430	○
1180	2997	○	○	2360	5994	○	○	4750	12065	○
1250	3175	○	○	2500	6350	○	○	5000	12700	○
1320	3353	○	○	2650	6731	○	○	5600	14224	○
1400	3556	○	○	2800	7112	○	○	6000	15240	○
				3000	7620	○				
				3150	8001	○				
				3350	8509	○				
				3550	9017	○				

All dimensions are nominal values.

Narrow V-Belt for DIN 7753/ISO4184

Suitable for energy-saving / compact design
Reduces maintenance costs

Product Code

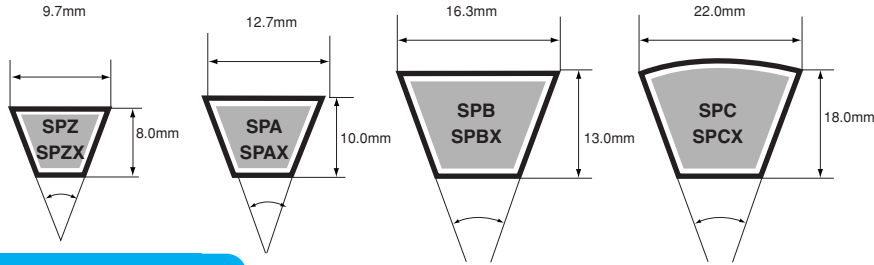
SPZ-1000

Belt Type

Belt Code (mm)

* Belt code = belt effective length (mm)

Cross-Sectional Dimensions



Standard Belt Sizes

SPX (SPZX)			
Pitch Length LW (mm)	Pitch Length LW (mm)	Pitch Length LW (mm)	Pitch Length LW (mm)
487	1112	1937	3450
512	1120	1987	3550
562	1137	2000	3660
587	1140	2030	3750
612	1162	2037	4000
630	1180	2050	4500
637	1187	2060	
650	1200	2082	
655	1202	2087	
662	1212	2120	
665	1222	2137	
670	1237	2150	
687	1250	2160	
690	1262	2187	
710	1270	2200	
722	1282	2240	
737	1287	2262	
750	1300	2280	
760	1312	2287	
762	1320	2300	
772	1337	2337	
787	1340	2360	
800	1347	2387	
812	1362	2400	
825	1387	2410	
835	1400	2437	
837	1412	2450	
850	1420	2487	
862	1437	2500	
875	1462	2540	
885	1487	2580	
887	1500	2600	
900	1512	2637	
912	1520	2650	
925	1537	2670	
937	1560	2687	
940	1562	2690	
950	1587	2700	
962	1600	2712	
987	1612	2720	
1000	1637	2737	
1005	1662	2760	
1010	1687	2800	
1012	1700	2840	
1024	1737	2900	
1037	1762	3000	
1047	1787	3050	
1060	1800	3070	
1077	1812	3150	
1080	1837	3170	
1087	1862	3200	
1100	1887	3250	
1110	1900	3350	

SPA (SPAX)		
Pitch Length LW (mm)	Pitch Length LW (mm)	Pitch Length LW (mm)
732	1407	2360
735	1410	2373
742	1425	2382
757	1432	2407
760	1457	2410
782	1482	2432
800	1485	2482
807	1500	2500
832	1507	2532
850	1532	2550
857	1557	2568
860	1582	2582
882	1600	2600
885	1607	2607
900	1632	2632
907	1657	2650
932	1682	2682
950	1700	2732
957	1707	2773
967	1732	2782
982	1757	2800
1000	1782	2832
1007	1785	2847
1032	1800	2850
1057	1807	2882
1060	1832	2900
1082	1837	2932
1090	1857	2962
1107	1882	2982
1120	1900	3000
1132	1907	3032
1157	1932	3082
1180	1957	3132
1182	1982	3150
1200	2000	3182
1207	2032	3282
1210	2057	3350
1232	2082	3382
1235	2100	3482
1250	2120	3500
1257	2132	3550
1272	2157	3650
1282	2182	3750
1295	2200	3870
1300	2207	4000
1307	2232	4120
1320	2240	4250
1332	2260	4300
1357	2282	4500
1367	2300	4600
1382	2307	4750
1385	2330	4865
1400	2332	5000

SPB (SPBX)		
Pitch Length LW (mm)	Pitch Length LW (mm)	Pitch Length LW (mm)
1250	2680	4870
1260	2700	5000
1320	2720	5070
1340	2750	5300
1400	2800	5380
1410	2820	5500
1500	2840	5600
1510	2900	5680
1590	2990	5800
1600	3000	5990
1690	3070	6000
1700	3150	6300
1750	3170	6340
1800	3175	6700
1850	3200	6720
1900	3238	
1950	3250	
2000	3280	
2020	3328	
2030	3340	
2060	3350	
2120	3400	
2131	3412	
2137	3425	
2150	3450	
2180	3500	
2200	3550	
2240	3650	
2264	3675	
2280	3700	
2300	3750	
2310	3770	
2320	3800	
2330	3850	
2360	3870	
2390	3875	
2391	4000	
2410	4060	
2425	4100	
2430	4120	
2450	4250	
2473	4260	
2500	4296	
2518	4310	
2522	4318	
2530	4370	
2550	4500	
2575	4560	
2580	4600	
2600	4620	
2640	4720	up to
2650	4750	10000
2670	4820	


SPC (SPCX)	
Pitch Length LW (mm)	Pitch Length LW (mm)
2000	4380
2120	4400
2240	4420
2280	4445
2335	4450
2360	4500
2400	4530
2413	4650
2425	4720
2500	4750
2550	4850
2580	4900
2600	4970
2650	5000
2700	5030
2720	5070
2750	5200
2770	5300
2800	5330
2840	5400
2900	5500
2950	5600
3000	5700
3050	6000
3100	6200
3150	6300
3200	6480
3220	6500
3320	6700
3350	
3375	
3420	
3430	
3450	
3500	
3520	
3550	
3600	
3620	
3670	
3700	
3750	
3770	
3800	
3810	
3970	
4000	
4050	
4100	
4200	
4250	up to
4300	12500
4350	

All dimensions are nominal values.

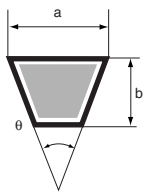
□ : Available sizes for raw edge cogged belt SPZX, SPAX, SPBX, SPCX

SUPER VS® Belt (Variable Speed Belt)

Changes in speed can be accurately, smoothly and quietly transmitted from low to high speed.
 High precision and transmission efficiency as well as excellent durability.
 Almost no elongation. Excellent oil, heat and lateral pressure resistance.
 Specially for high performance and high quality transmission systems.



Cross-Sectional Diagram



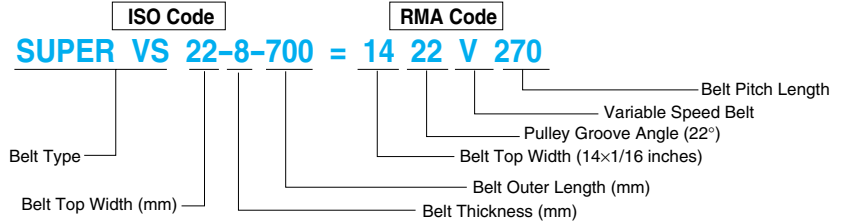
a(mm)	b(mm)	θ(mm)
30	10	22
37	12	22
12	5	22
16	6	22
22	8	22
10	5	22
12	6	22
16	8	22
20	10	22
20	12	22

Product Code

SUPER VS 16-8-700



SUPER VS 22-8-700 = 14 22 V 270



Standard Belt Sizes

ISO Code	RMA Code
30-10-668	
30-10-723	1922V277
30-10-733	1922V282
30-10-773	1922V298
30-10-783	1922V302
30-10-813	1922V313
30-10-813	1922V314
30-10-838	1922V321
30-10-863	1922V332
30-10-878	1922V338
30-10-943	1922V363
30-10-988	1922V381
30-10-998	1922V386
30-10-1043	1922V403
30-10-1078	1922V417
30-10-1098	1922V426
30-10-1143	1922V443
30-10-1173	1922V454
30-10-1188	1922V460
30-10-1248	1922V484
30-10-1353	1922V526
30-10-1398	1922V544
30-10-1553	1922V604
30-10-1618	1922V630
30-10-1663	1922V646
30-10-1708	1922V666
30-10-1758	1922V686
30-10-1813	1922V706
30-10-1848	1922V721
30-10-1863	1922V726
30-10-1928	1922V751
30-10-1938	1922V756
30-10-2068	1922V806
30-10-2168	1922V846

ISO Code	RMA Code
37-12-855	2322V329
37-12-945	2322V364
37-12-995	2322V384
37-12-1030	2322V396
37-12-1090	2322V421
37-12-1120	2322V434
37-12-1140	2322V441
37-12-1190	2322V461
37-12-1240	2322V481
37-12-1255	2322V486
37-12-1345	2322V521
37-12-1395	2322V541
37-12-1545	2322V601
37-12-1595	2322V621
37-12-1700	2322V661
37-12-1750	2322V681
37-12-1800	2322V701
37-12-1850	2322V721
37-12-2055	2322V801
37-12-2120	2322V826
37-12-2170	2322V846
37-12-2270	2322V886
37-12-2360	2322V921
12-5-451	7.522V173
12-5-501	7.522V193
12-5-551	7.522V212
12-5-571	7.522V220
16-6-513	1022V196
16-6-548	1022V210
16-6-573	1022V220
16-6-578	1022V223
16-6-628	1022V247

ISO Code	RMA Code
22-8-615	1422V235
22-8-625	1422V240
22-8-648	1422V250
22-8-700	1422V270
22-8-755	1422V290
22-8-780	1422V300
22-8-855	1422V330
22-8-880	1422V340
22-8-930	1422V360
22-8-1030	1422V400
22-8-1085	1422V420
22-8-1135	1422V440
22-8-1185	1422V460
22-8-1200	1422V466
22-8-1210	1422V470
22-8-1235	1422V480
22-8-1390	1422V540
22-8-1540	1422V600
22-8-1690	1422V660
22-8-1845	1422V720
22-8-1995	1422V780

ISO Code*1
10-5-450
10-5-475
10-5-500
10-5-525
10-5-550
10-5-575
10-5-600
10-5-625
10-5-650
10-5-675
10-5-700
10-5-725
10-5-750
12-6-500
12-6-525
12-6-550
12-6-575
12-6-600
12-6-625
12-6-650
12-6-675
12-6-700
12-6-725
12-6-750
12-6-775
12-6-800
12-6-825
12-6-850
12-6-875
12-6-900
12-6-925
12-6-950
12-6-975
12-6-1000


ISO Code*2
16-8-600
16-8-625
16-8-650
16-8-675
16-8-700
16-8-725
16-8-750
16-8-775
16-8-800
16-8-825
16-8-850
16-8-875
16-8-900
16-8-925
16-8-950
16-8-975
16-8-1000
20-10-750
20-10-800
20-10-850
20-10-900
20-10-950
20-10-1000
20-10-1050
20-10-1100
20-10-1150
20-10-1200
20-10-1250
20-10-1300
20-10-1350
20-10-1400
20-10-1450
20-10-1500

ISO Code*3
20-10-1600
20-10-1650
20-10-1700
20-10-1750
20-10-1800
20-10-1850
20-10-1900
20-10-1950
20-10-2000
20-12-750
20-12-800
20-12-850
20-12-900
20-12-950
20-12-1000
20-12-1050
20-12-1100
20-12-1150
20-12-1200
20-12-1250
20-12-1300
20-12-1350
20-12-1400
20-12-1450
20-12-1500
20-12-1550
20-12-1600
20-12-1650
20-12-1700
20-12-1750
20-12-1800
20-12-1850
20-12-1900
20-12-1950
20-12-2000

Note 1) *1, *2, *3 are only in ISO Code.

Note 2) Please contact us for sizes beyond the standard size.

MAXSTAR WEDGE Bushing Pulley



For all wedge pulleys, we adopt a “bushing system” for easy attachment and removal from the shaft with one spanner.

- Long shaft life as it does not damage the shaft and shaft hole
- No need for additional processing of the shaft hole
- Easy centering and smooth positional change of rotating body such as the pulley
- Possible weight reduction of pulley as small bore width can be applied

Bushing Pulley Product Code

450-5V-3-R1


Pulley Diameter: 450, Belt Type: 5V, No. of Grooves: 3, Bushing Type: R1

Application chart for MB Bushing on MAXSTAR WEDGE Pulley

Standard Pulley Diameter/Diameter Code(mm)	Belt Type 3V						Standard Pulley Diameter/Diameter Code(mm)	Belt Type 5V								Standard Pulley Diameter/Diameter Code(mm)	Belt Type 8V			
	No. of Grooves							No. of Grooves									No. of Grooves			
	1	2	3	4	5	6	2	3	4	5	6	8	10	4	6	8	10			
67							150							300	*	*				
71			G				160							315				*		
75							170		Q1					335				*		
80							180				Q2	*		355				*		
85							190					*		375	S1		U1	*		
90		H					200						*	400				*		
95							212						*	425				*		
100							224					R2	*	450				*		
112							236					S1	*	475				*		
125		P1					250		R1			S1	*	500	U0			*		
140							265							560				*		
150							280					S1	*	630				*		
160							300							710				*		
180	P1			Q1			315						*	800				*		
200							355						*	1000			W1	*		
250							400				S1		*	1250	*			*		
315							450						*	1600			*	*		
400	*	*					500						*			*	*			
500	*	*				R1	630						*							
630		*	*	*	*	*	800					U1	*							
							1000						*							
							1250		*	*	U0	*	*	*	*	*	*	*		

* mark signifies nonstocked item

● How to mount onto the shaft



- Place the bushing in the pulley and loosen bolts by hand
- Attach the bushing pulley onto the shaft (it should fit smoothly)
- Fasten tight with tightening bolts and fitting is completed.



Mounting bushing pulley is easy even from the opposite side.

- 1 Fasten bolts evenly
- 2 Wear protective gear such as gloves while mounting and removing the pulley. Also, before starting any work, switch off the power and ensure that machine is completely stopped.

● How to detach from the shaft



- Remove tightening bolts
- Screw the bolts into the taps for flange removal
- Remove the bushing pulley from the shaft

● Bolt Tightening Torque

Bolt Diameter	Bushing Type	Maximum Tightening Torque
M 6	G · H	9.8 N·m
M 8	P1	18.6 N·m
M10	Q1 · Q2 · R1 · R2	32.3 N·m
M12	S1	69.6 N·m
M16	U0 · U1	138.2 N·m
M20	W1	240.1 N·m

Number of Required Belts and Pulley Width

(Unit: mm)

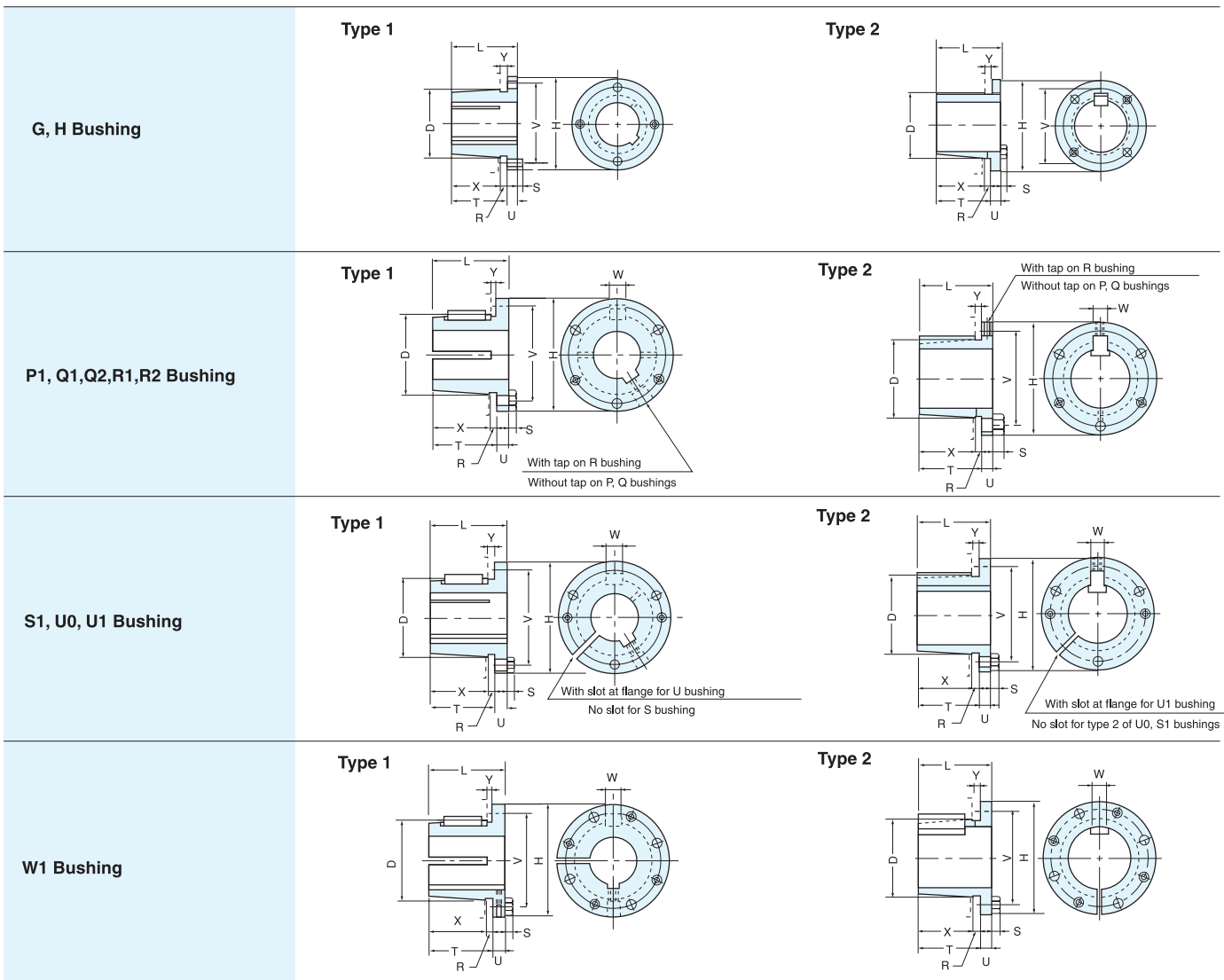
	1	2	3	4	5	6	7	8	9	10	11	12	13	14	15	16	17	18
3V	18	28	38	49	59	69	80	90	100	111	121	131	141	152	162	172	183	193
5V	26	43	61	78	96	113	131	148	166	183	201	218	236	253	271	288	306	323
8V	38	67	96	124	153	181	210	239	267	296	324	353	382	410	439	467	496	525

● Pulley width can be derived from $e \times (\text{no. of belts} - 1) + 2f$.

MB Bushing Size Table

(Unit: mm)

Bushing Type	Sizes												Shaft Hole Diameter		Bolt		Mass (Average) kg
	L	U	T	D		H	V	W	X	Y	R	S	Type 1	Type 2	No.	Type 2	
				Outer Diameter	Inner Diameter												
G	25.4	6.3	19.1	29.769	28.775	50.1	39.7	—	15.9	4.8	3.2	4	10 - 20	22 - 25	2	M 6×16	0.23
H	31.7	6.3	25.4	41.275	39.888	63.2	50.8	—	22.2	4.8	3.2	4	20 - 30	32 - 38	2	M 6×20	0.34
P1	49.2	10.3	38.9	49.213	47.132	76.2	61.9	10	33.3	5.6	5.6	5.5	20 - 35	38 - 42	3	M 8×25	0.57
Q1	63.5	13.5	50.0	73.025	70.250	104.8	85.7	12	44.4	5.6	5.6	7	20 - 50	55 - 65	3	M10×35	1.6
Q2	88.9	13.5	75.4	73.025	68.662	104.8	85.7	12	69.8	5.6	5.6	7	28 - 50	55 - 65	3	M10×35	2.0
R1	73.0	15.9	57.1	101.600	98.425	136.5	117.5	20	50.8	6.3	6.3	7	30 - 70	75 - 95	3	M10×40	3.4
R2	123.8	15.9	107.9	101.600	95.250	136.5	117.5	20	101.6	6.3	6.3	7	38 - 70	75 - 90	3	M10×40	5.0
S1	111.1	19.1	92.0	117.425	112.219	161.7	136.5	20	84.1	7.9	7.9	8	48 - 80	85 - 100	3	M12×50	6.1
U0	125.4	19.1	106.3	152.400	146.450	212.5	117.8	32	95.2	11.1	11.1	10	65 - 100	110 - 130	3	M16×65	12
U1	181.0	27.0	154.0	152.400	143.469	212.5	117.8	32	142.9	11.1	11.1	10	65 - 100	110 - 130	3	M16×65	18
W1	209.5	36.5	173.0	215.900	205.781	317.4	254.0	32	161.9	11.1	11.1	13	90 - 150	160 - 190	4	M20×80	47




II Frictional Forced Power Transmission Belt


e-Power® V-Belt

This type has enhanced flexibility over standard V-Belts. Due to this flexibility, it reduces the energy loss from bending stress and thus is more efficient and energy-saving.

- It saves electricity.
- It is compatible with existing pulley designs.
- Compact design application.
- It has longer operating life.
- You can choose from 2 types depending on intended use :
Raw Edge Cogged type and Wrapped Notched type




Raw Edge Cogged Type



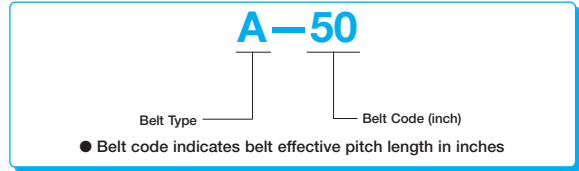
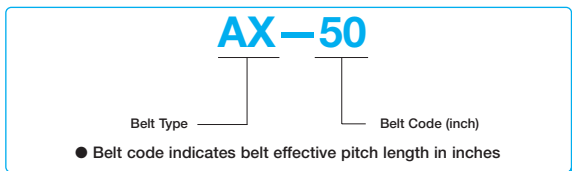
For the cogged type, to enhance flexibility, wave shape dents are added on the bottom of the Raw Edge Belt.

Wrapped Notched Type

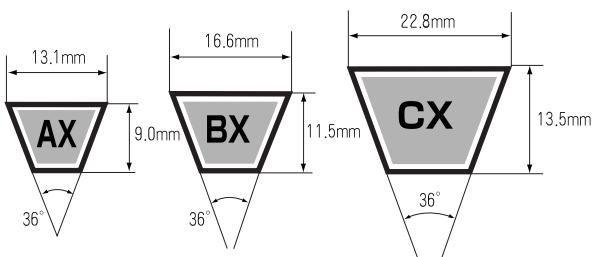


For the Notched type, to enhance flexibility, notches are added across the bottom of the Wrapped V-Belt.

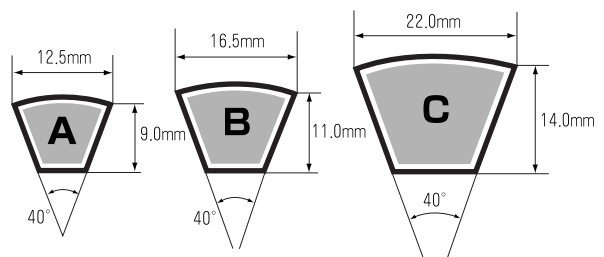
Product Code



Cross-Sectional Dimensions



(Note) Above are nominal values.



(Note) Above are nominal values.

Standard Belt Sizes

	Nominal Length
AX	20~180
BX	25~270
CX	40~270

	Nominal Length
A	30~200
B	30~200
C	45~200

RIBSTAR Belt G (Rubber V-Ribbed Belt)

This belt combines the properties of the V-Belt's high power transmission capability and the Flat Belt flexibility.

- High-efficiency operation at high speed
- It can be used on a small diameter pulley because of its enhanced flexibility.
- Excellent heat resistance and abrasion resistance
- Compact design application.
- Little belt vibration.

Product Code

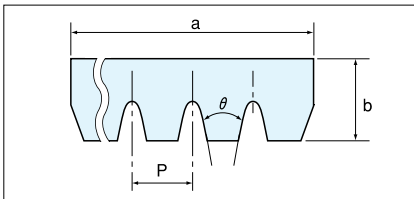
(Example)

For PK type, the metric system is used



* Effective Length : The effective outer perimeter

Cross-Sectional Diagram



(Unit: mm)

Sign	Belt Type	J	PK	L
a		2.34×N	3.56×N	4.70×N
b		3.80	5.00	7.50
P		2.34	3.56	4.70
θ (°)		40	40	40

* N:No.of Ribs

Standard Sizes for Industrial RIBSTAR Belt

J		PK		L	
Product Code	Effective Length (mm)	Product Code	Effective Length (mm)	Product Code	Effective Length (mm)
180 J	457	PK 600	600	345 L	876
190 J	483	PK 615	615	350 L	889
200 J	508	PK 630	630	355 L	902
210 J	533	PK 650	650	360 L	914
220 J	559	PK 690	690	370 L	940
235 J	597	PK 710	710	375 L	953
240 J	610	PK 730	730	380 L	965
245 J	622	PK 750	750	385 L	978
250 J	635	PK 775	775	390 L	991
260 J	660	PK 800	800	395 L	1,003
270 J	686	PK 825	825	400 L	1,016
280 J	711	PK 850	850	405 L	1,029
290 J	737	PK 875	875	410 L	1,041
300 J	762	PK 900	900	415 L	1,054
310 J	787	PK 925	925	420 L	1,067
315 J	800	PK 950	950	425 L	1,080
320 J	813	PK 975	975	430 L	1,092
330 J	838	PK 1000	1,000	450 L	1,143
340 J	864	PK 1030	1,030	460 L	1,168
345 J	876	PK 1060	1,060	480 L	1,219
350 J	889	PK 1090	1,090	500 L	1,270
360 J	914	PK 1120	1,120	540 L	1,372
370 J	940	PK 1150	1,150	560 L	1,422
375 J	953	PK 1180	1,180	565 L	1,435
380 J	965	PK 1220	1,220	570 L	1,448
390 J	991	PK 1250	1,250	600 L	1,524
400 J	1,016	PK 1280	1,280	615 L	1,562
410 J	1,041	PK 1320	1,320	635 L	1,613
420 J	1,067	PK 1360	1,360	650 L	1,651
430 J	1,092	PK 1400	1,400	655 L	1,664
440 J	1,118	PK 1450	1,450	675 L	1,715
450 J	1,143	PK 1500	1,500	680 L	1,727
460 J	1,168	PK 1550	1,550	690 L	1,753
480 J	1,219	PK 1600	1,600	725 L	1,842
490 J	1,245	PK 1650	1,650	750 L	1,905
510 J	1,295	PK 1700	1,700	765 L	1,943
530 J	1,346	PK 1750	1,750	780 L	1,981
550 J	1,397	PK 1800	1,800	815 L	2,070
580 J	1,473	PK 1850	1,850	* 835 L	2,121
610 J	1,549	PK 1900	1,900	* 845 L	2,146
650 J	1,651	PK 1950	1,950	* 865 L	2,197
730 J	1,854	PK 2000	2,000	* 880 L	2,235
		PK 2120	2,120	* 915 L	2,324
		PK 2240	2,240	* 930 L	2,362
		PK 2360	2,360	* 975 L	2,477
		PK 2500	2,500	* 990 L	2,515
		PK 2650	2,650	* 1065 L	2,705
		PK 2800	2,800	* 1120 L	2,845
		PK 3000	3,000	* 1150 L	2,921

● * signifies made-to-order size.

RIBSTAR Belt U (Polyurethane V-Ribbed Belt)

This polyurethane belt combines the features of both V-Belt and Flat Belt.

- Usable on small diameter pulleys (minimum ϕ 20mm) because of its enhanced flexibility with nylon cord.
- Excellent flex fatigue resistance.
- Smooth revolution with little vibration.
- It withstands high-speed operation
- Excellent abrasion, oil and ozone resistance

Product Code

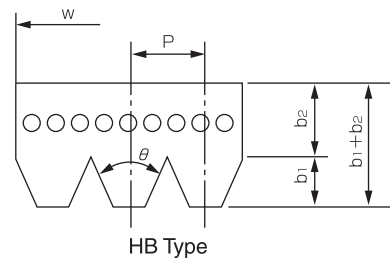
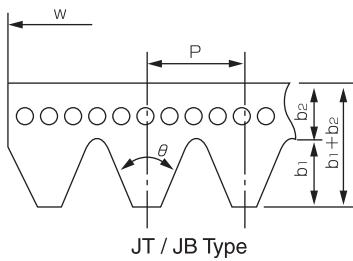
(Example)

180 - JBT - 4

Belt Length : Pitch Length (inch) x 10
 Belt Type
 No. of Ribs (4 ribs)

Dimensions

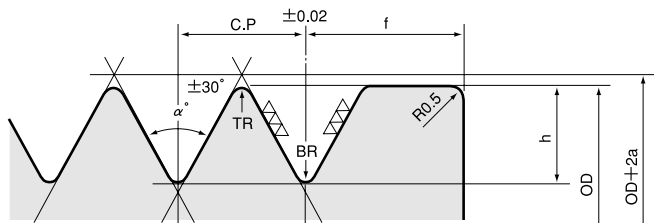
Sectional Size	Belt Type	JT	JBT	HB
Rib Pitch	P (mm)	2.34	2.40	1.6
Rib Angle	θ (degree)	40	40	40
Rib Height	b_1 (mm)	1.8	1.8	1.0
Rib Bottom Thickness	b_2 (mm)	1.7	1.7	1.5
Total Thickness	$b_1 + b_2$ (mm)	3.5	3.5	2.5
Belt Width	w (mm)	Width varies depending on No. of ribs.		



Standard Belt Sizes for JBT Type

No. of Ribs	Product Code	Pitch Length(mm)	Product Code	Pitch Length(mm)	Product Code	Pitch Length(mm)	Product Code	Pitch Length(mm)
3 Ribs	82	208	100	254	135	343	229	582
4 Ribs	84	213	102	259	175	445	235	597
5 Ribs	87	221	116	295	179	455	245	622
6 Ribs	89	226	123	312	180	457	247	627
8 Ribs	90	229	125	318	212	538	337	856
	97	246	130	330	226	573		

Form and Structure of Pulley Groove



Groove Dimensions for RIBSTAR Pulley

(Unit: mm)

Belt Type	C . P	h	α (°)	TR min	BR	2a	f
JT	2.34	2.25	40	0.2	0.3	0.76	3.5
JBT	2.40	2.34	40	0.2	0.3	0.76	3.5
HB	1.6	1.52	40	0.15	0.2	0.51	1.9

Pulley Width = (groove number - 1) x rib pitch + (f+2)

RIBSTAR Pulley

Except for a few sizes, RIBSTAR pulleys adopt the “bushing system” for easy attachment and removal as well as positioning of pulley onto the shaft.



Pulley Product Code

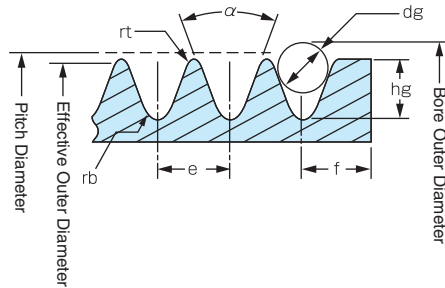
(Example)

PK - 160 - 5 - 1210

Groove Form

Diameter Code :
Effective Outer Diameter (mm)

Bushing Product Code
No. of Grooves



Pulley Groove Dimensions

Unit: mm

Groove Form	Belt Type	e	rt	rb max	α (°)	f	Hg Reference Value
PK	PK	3.56 ± 0.05	0.35	0.5	40	6	(3.4)


- Accumulated error of groove pitch is below ± 0.30 .

Pulley Sizes and Relevant Bushing Product Code

Unit: mm

No. of Grooves	4	5	6	8	10	12
Nominal Diameter (Outer Diameter)	Bushing Product Code	Bushing Product Code	Bushing Product Code	Bushing Product Code	Bushing Product Code	Bushing Product Code
50	Shaft hole type	Shaft hole type	Shaft hole type	Shaft hole type	—	—
56	Shaft hole type	Shaft hole type	Shaft hole type	Shaft hole type	—	—
63	1108	1108	1108	1108	—	—
71	1108	1108	1108	1108	—	—
80	1210	1210	1310	1310	1310	1610
90	1210	1210	1610	1610	1610	1610
100	1210	1210	1610	1610	1610	1610
112	1610	1610	1610	1610	1610	2012
125	1610	1610	1610	2012	2012	2012
140	1610	1610	1610	2012	2012	2012
160	1610	1610	2012	2012	2012	2517
180	1610	1610	2012	2517	2517	2517
200	2012	2012	2012	2517	2517	3020
224	2012	2012	2012	2517	2517	3020
250	2012	2012	2012	2517	2517	3020
280	2012	2012	2012	2517	2517	3020
315	2012	2017	2517	3020	3020	3020
355	2012	2017	3020	3020	3020	3020

- Up to 30m/sec of pulley rim speed is enabled. Please do not exceed 30m/sec.

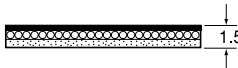
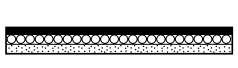
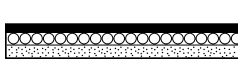


FLEXSTAR® Belt

Because of its large power transmission capacity, compact design application and cost reduction are possible.

- Smooth and quiet operation with little vibration. Withstands operation at a maximum speed of 60m/sec
- Excellent heat resistance, oil resistance and antistatic properties
- Almost no need for re-tension since the belt doesn't stretch much

Dimensions & Product Code

Belt Type	Thickness (mm)	Standard Belt Width (mm)	Product Code
FL	 1.5	10, 15, 20, 25, 30, 35, 40, 50	<p>Example</p> <p>40 FM 1500</p> <p>— Belt Length(mm)</p> <p>— Belt Type</p> <p>— Belt Width(mm)</p>
FM	 2.5	20, 30, 40, 50, 60, 80, 100	
FH	 3.5	50, 75, 100, 125, 150, 175, 200	


● In addition, a belt known as FLEG for transportation is also available. Belt thickness of FLEG is 1.3mm.

Standard Belt Sizes

Belt Length (mm)	FL	FM	FH	Belt Length (mm)	FL	FM	FH	Belt Length (mm)	FL	FM	FH	Belt Length (mm)	FL	FM	FH
200	○			560	○	○		1000	○	○	○	1800	○	○	○
224	○			600	○	○		1060	○	○	○	1900	○	○	○
250	○			630	○	○		1120	○	○	○	2000	○	○	○
280	○			670	○	○		1180	○	○	○	2240		○	○
315	○			710	○	○		1250	○	○	○	2500		○	○
355	○			750	○	○		1320	○	○	○	2800		○	○
400	○			800	○	○	○	1400	○	○	○	3150		○	○
450	○			850	○	○	○	1500	○	○	○	3550		○	○
500	○	○		900	○	○	○	1600	○	○	○	4000		○	○
530	○	○		950	○	○	○	1700	○	○	○				

Applications

General Industrial Machinery	Machine Tool	Woodworks Machinery	Textile Machine	Paper Manufacturing Machinery	Electric Equipment	Other kinds of machinery
Various fans Blower Various pumps Compression machine Pulverizer Compressor Mixer Centrifuge Various press Mill	Lathe NC lathe Milling machine Grinder Various polishing machines Slotter Planer Hobbing machine Drilling machine Boring machine Shaver Shirring machine Power press Friction press	Router machine Bandsaw Chipper	Winder Draw texturizing machine Assemble winder Yarn twisting machine Twister Various spinning and weaving machines	Paper machine Rotary paper machine Holding feeder Packing sorting machine Paper tube machine	Generator Computer Power planer Auto dryer	Grinding mill Printing machine Precision equipment Leisure facilities Chemical equipment Automatic vending machine Money changing machine Copier Paper feeder Ticketing machine



SUPER FLEXSTAR® Belt

SUPER FLEXSTAR® is a high tension flat belt developed for press application whereby a belt and a pulley sandwich and dewater objects.

- High belt tension
- Besides press application, it also suits applications like conveyance.

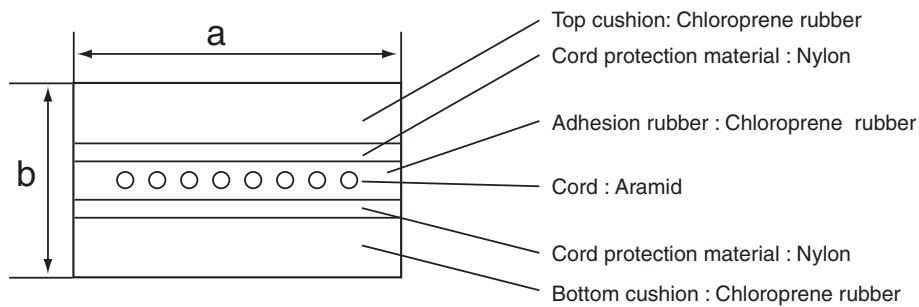
Product Code

(Example)

50 FW 3150

— Belt Width (mm) — Belt Type — Belt Length (mm)

Cross-Sectional Diagram



Belt Types

Belt Type	Application	a Standard Width (mm)	b Belt Thickness (mm)	Standard Size (mm)	Minimum Pulley Diameter(mm)	Belt Edge Finishing	Tensile Strength (kN/cm)
FW	For high pressure	50 (25~400)*	8.4	3150, 4800	300 φ	No rubber ears	12
FY	For high pressure, anti-oil swelling	52	8.4	(2000~4800)*	300 φ	With rubber ears	10

* () indicates manufacturable range.



FLEXSTAR® Belt J

FLEXSTAR® Belt J is a thin, flexible and seamless high-precision flat belt, developed specially for conveyance of tickets, plastic cards, paper money, coins and so on.

- Good running stability
- Reliable conveyance
- Excellent abrasion resistance and adaptability
- Maintenance-free

Product Code

(Example)

10 - JLB - 500 - 1.0

Belt Width (mm) Belt Type Belt Length (mm) Belt Thickness (mm)

Product Lineup

Model	Application	Belt Type	Min. Belt Width (mm)	Belt Thickness (mm)	Belt Length Range (mm)	Tension member Material	Fabric Material	Rubber Material	Surface Condition		Stable Shaft Load/ 10mm width		Min. Pulley Diameter (mm)	Force/ 10mm Width (N)	Elongation at Tearing Point (%)
									Outer	Inner	Belt Thickness (mm)				
Ultra High Modulus Model	Light-duty power transmission in applications where belt elongation needs to be controlled	J8GA	3	0.65	100~800	Glass	Nylon fabric	CR	Polished	Fabric	0.85	80N/0.1% elongation	10	1500	—
		J8GE	3	0.65	100~800	Glass	Nylon fabric	EPDM base	Polished	Fabric	0.85	80N/0.1% elongation	10	1500	—
	Ceramic resistor, chip pulverization	J8GC1	3	0.70	300~1800	Glass	Nylon fabric	H-NBR	Fabric	Fabric	0.70	80N/0.1% elongation	10	1500	—
		J8GC2	3	0.62	300~1800	Glass	Nylon fabric	H-NBR	Fabric	Fabric	0.62	80N/0.1% elongation	10	1500	—
High Modulus Model	Light -duty power transmission ex) ticket/paper conveyance (for train station service etc)	J8H	3	0.65~2.0	100~2800	Polyester	Nylon woven fabric	H-NBR	Polished	Metallic	1.00	80N/0.1% elongation	10	500	10
		J8HB	3	0.65~2.0	100~2800	Polyester	Nylon/ polyester woven fabric	H-NBR	Woven fabric	Polished	1.00	80N/0.1% elongation	10	500	10
		J6H	6	0.65~2.0	100~2800	Polyester	Nylon woven fabric	H-NBR	Polished	Metallic	1.00	60N/0.1% elongation	10	400	10
		J6HB	6	0.65~2.0	100~2800	Polyester	Nylon/ polyester woven fabric	H-NBR	Woven fabric	Polished	1.00	60N/0.1% elongation	10	400	10
		J3H	8	0.65~2.0	100~2800	Polyester	Nylon woven fabric	H-NBR	Polished	Metallic	1.00	30N/0.1% elongation	10	200	10
		J3HB	8	0.65~2.0	100~2800	Polyester	Nylon/ polyester woven fabric	H-NBR	Woven fabric	Polished	1.00	30N/0.1% elongation	10	200	10
Low Modulus Model	Multi-axial layout with fixed center distance ex) Ticket/paper conveyance (ATM machine, ticket machine)	JL	5	0.65~1.0	60~1300	—	Endless, Nylon, woven fabric	H-NBR	Polished	Metallic	1.00	8N/0.8% elongation	8	200	400
											0.80	7N/8% elongation	8	160	400
											0.65	6N/8% elongation	8	130	400
		JL3	8	0.65~1.0	60~800	—	Endless, Nylon, woven fabric	H-NBR	Polished	Metallic	1.00	23N/8% elongation	8	185	200
											0.80	18.5N/8% elongation	8	148	200
											0.65	15N/8% elongation	8	120	200
		JLB	5	0.65~1.0	60~1300	—	Endless, polyester, woven fabric	H-NBR	Woven fabric	Polished	1.00	8N/8% elongation	8	200	400
											0.80	7N/8% elongation	8	160	400
											0.65	6N/10% elongation	8	130	400
		JLU5	8	0.65~1.0	80~800	—	Endless, polyester, woven fabric	Millable urethane	Woven fabric	Polished	1.00	12.3N/5% elongation	8	108	120
											0.80	9.8N/5% elongation	8	86	120
											0.65	8N/5% elongation	8	70	120
All Rubber Model	Multi-axial layout with fixed center distance Light conveyance in applications where width warpage needs to be controlled ex) Ticket/paper conveyance (ATM machine, ticket machine)	JN	4	1.0	60~1300	—	—	H-NBR	Polished	Metallic	1.00	8N/8% elongation	8	200	400
				0.8							0.80	7N/8% elongation	8	160	400
		J2N	4	1.0	60~1300	—	—	H-NBR	Polished	Metallic	1.00	10N/8% elongation	8	200	400
				0.8							0.80	8N/8% elongation	8	160	400
		JU	5	0.65	60~800	—	—	Millable urethane	Polished	Metallic	0.65	7N/5% elongation	8	130	300

Values in the above table are central values, not standard values.

POLYMAX® Belt

This is a wide-angle belt with an angle of approx. 60° .

- High-speed power transmission with low vibration
- Compact design and cost efficient
- Maintenance-free and stretch resistance
- Excellent weather resistance

Cross-Sectional Sizes & Product Code

POLYMAX® Belt

Type	3M	5M	7M	11M
	3×2mm	5×3mm	7×5mm	11×7mm
Dimensions (a x b)				
Product Code	Example 7M 1000 Effective Length(mm) Belt Type			


Multi-POLYMAX® Belt

No. of Ribs	2			3		
Belt Type	5M	7M	11M	5M	7M	11M
a	9.8	15.6	24.4	15.1	24.1	37.6
b	3.5	5.3	7.0	3.5	5.3	7.0
P	5.3	8.5	13.2	5.3	8.5	13.2
Dimensions						
Product Code	Example 3R - 5M 1320 Effective Length(mm) Belt Type No. of Ribs					

Standard Belt Sizes

3M		5M		7M		11M	
3M180	3M425	5M280	* 5M 670	* 7M 500	* 7M1180	* 11M 710	* 11M1700
3M185	3M437	5M290	* 5M 690	* 7M 515	* 7M1220	* 11M 730	* 11M1750
3M190	3M450	5M300	* 5M 710	* 7M 530	* 7M1250	* 11M 750	* 11M1800
3M195	3M462	5M307	* 5M 730	* 7M 545	* 7M1280	* 11M 775	* 11M1850
3M200	3M475	5M315	* 5M 750	* 7M 560	* 7M1320	* 11M 800	* 11M1900
3M206	3M487	5M325	* 5M 775	* 7M 580	* 7M1360	* 11M 825	* 11M1950
3M212	3M500	5M335	* 5M 800	* 7M 600	* 7M1400	* 11M 850	* 11M2000
3M218	3M515	5M345	* 5M 805	* 7M 615	* 7M1450	* 11M 875	* 11M2060
3M224	3M530	5M355	* 5M 825	* 7M 630	* 7M1500	* 11M 900	* 11M2120
3M230	3M545	5M365	* 5M 850	* 7M 650	* 7M1550	* 11M 925	* 11M2180
3M236	3M560	5M375	* 5M 875	* 7M 670	* 7M1600	* 11M 950	* 11M2240
3M243	3M580	5M387	* 5M 900	* 7M 690	* 7M1650	* 11M 975	* 11M2300
3M250	3M600	5M400	* 5M 925	* 7M 710	* 7M1700	* 11M1000	
3M258	3M615	5M412	* 5M 950	* 7M 730	* 7M1750	* 11M1030	
3M265	3M630	5M425	* 5M 975	* 7M 750	* 7M1800	* 11M1060	
3M272	3M650	5M437	* 5M1000	* 7M 775	* 7M1850	* 11M1090	
3M280	3M670	5M450	* 5M1030	* 7M 800	* 7M1900	* 11M1120	
3M290	3M690	5M462	* 5M1060	* 7M 825	* 7M1950	* 11M1150	
3M300	3M710	5M475	* 5M1090	* 7M 850	* 7M2000	* 11M1180	
3M307	3M730	5M487	* 5M1120	* 7M 875	* 7M2060	* 11M1220	
3M315	3M750	* 5M500	* 5M1150	* 7M 900	* 7M2120	* 11M1250	
3M325		* 5M515	* 5M1180	* 7M 925	* 7M2180	* 11M1280	
3M335		* 5M530	* 5M1220	* 7M 950	* 7M2240	* 11M1320	
3M345		* 5M545	* 5M1250	* 7M 975	* 7M2300	* 11M1360	
3M355		* 5M560	* 5M1280	* 7M1000		* 11M1400	
3M365		* 5M580	* 5M1320	* 7M1030		* 11M1450	
3M375		* 5M600	* 5M1360	* 7M1060		* 11M1500	
3M387		* 5M615	* 5M1400	* 7M1090		* 11M1550	
3M400		* 5M630	* 5M1450	* 7M1120		* 11M1600	
3M412		* 5M650	* 5M1500	* 7M1150		* 11M1650	

* indicates availability of Multi- POLYMAX®



MB Belt (Polyurethane V-Belt)

A small transparent belt for light-duty power transmission

- With its high flexibility, it can be used with a small diameter pulley.
- Excellent abrasion resistance and thus clean operation
- Small slippage operation
- Excellent oil resistance

Cross-Sectional Dimensions & Product Code

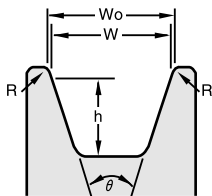
Belt Type	Single Cog	Product Code
Belt Form	MB	Example
Top Width a (mm)	6.0	
Height b (mm)	4.0	
Angle θ (°)	40	
Dimensions (a x b)		<p>MB-360</p> <p>— Belt Length (Outer Perimeter in mm)</p> <p>— Belt Type</p>

Standard Belt Sizes

Belt Form	MB			
Belt Type	Single Cog			
a x b (mm)	6.0 x 4.0			
Belt Length	250	340	400	500
	260	345	410	510
	270	350	420	520
	280	360	430	530
	290	365	440	540
	300	370	450	550
	310	380	460	560
	315	385	470	640
	320	390	480	760
	330	395	490	

Form & Dimensions of Pulley Grooves

Belt	MB-L				MB				Wo Reference (min)
	Belt Height 3.2mm				Belt Height 4.0mm				
	Min. Width (W)	Min. Height (h)	θ	R	Min. Width (W)	Min. Height (h)	θ	R	
16~30mm	5.4	3.5	36°	0.8	5.4	4.5	36°	0.8	5.6
30mm and above	5.4	3.5	38°	0.8	5.4	4.5	38°	0.8	5.6



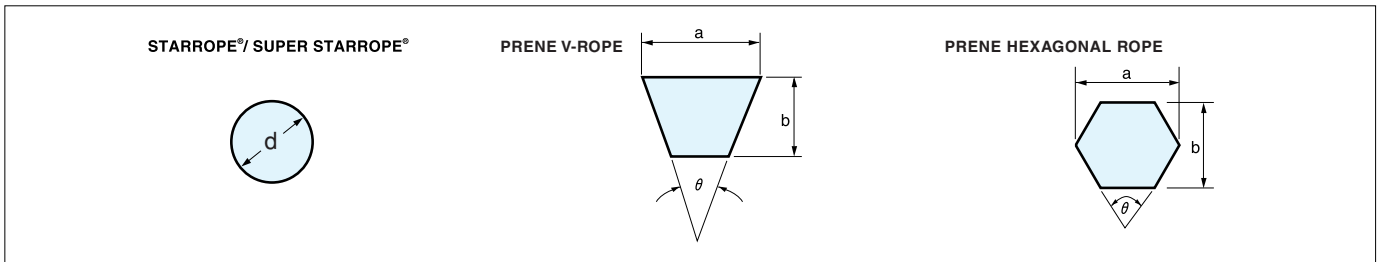
Minimum Pulley Diameter

Belt Type	Single Cog	Double Cog
Minimum Pulley Diameter (mm)	18	16

STARROPE® / SUPER STARROPE® / PRENE V-ROPE / PRENE HEXAGONAL-ROPE

This is an open-end polyurethane belt.

- It is easily applicable in complex power transmission system such as multiaxial and divertible power transmission.
- Thermal weld: Endless belt length possible.
- Excellent abrasion and oil resistance



STARROPE® / SUPER STARROPE® Dimensions

Belt Code	2 φ	3 φ	4 φ	5 φ	6 φ	7 φ	8 φ	9 φ	10 φ	12 φ	15 φ
d (mm)	2	3	4	5	6	7	8	9	10	12	15
Length of 1 Roll(m)	200	200	200	200	100	100	100	100	100	50	50

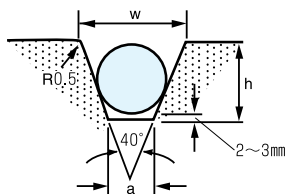
PRENE V-ROPE Cross-Sectional Dimensions

Dimensions	Belt Type	M	A	B
a (mm)		10.0	12.5	16.5
b (mm)		5.5	8.5	10.5
θ (°)		40	40	40
Length of 1 Roll (m)		100	50	50

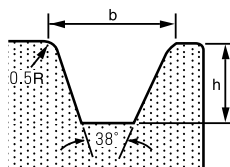
PRENE HEXAGONAL-ROPE Cross-Sectional Dimensions

Dimensions	Belt Type	AA	BB
a (mm)		12.5	16.5
b (mm)		10.0	12.5
θ (°)		40	40
Length of 1 Roll (m)		50	50

Pulley for STARROPE® / SUPER STARROPE®



Pulley for PRENE V-ROPE / PRENE HEXAGONAL-ROPE




Dimensions	Belt Type	PRENE V-ROPE			PRENE HEXAGONAL-ROPE	
		M	A	B	AA	BB
b (mm)		9.7	12.3	16.3	12.3	16.3
h (mm)		9.0	12.5	15.0	12.5	15.0

● Dimensions of V pulley are specified by JIS-B1854.

Pulley Dimensions for STARROPE® / SUPER STARROPE®

Dimensions	Belt Code	2 φ	3 φ	4 φ	5 φ	6 φ	7 φ	8 φ	9 φ	10 φ	12 φ	15 φ
a (mm)		0.6	0.6	0.6	1.3	2.0	2.7	3.4	4.1	4.8	6.2	8.3
w (mm)		2.9	4.3	5.7	7.1	8.6	10.0	11.4	12.9	14.3	17.1	21.4
h (mm)		3.0	5.0	7.0	8.0	9.0	10.0	11.0	12.0	13.0	15.0	18.0

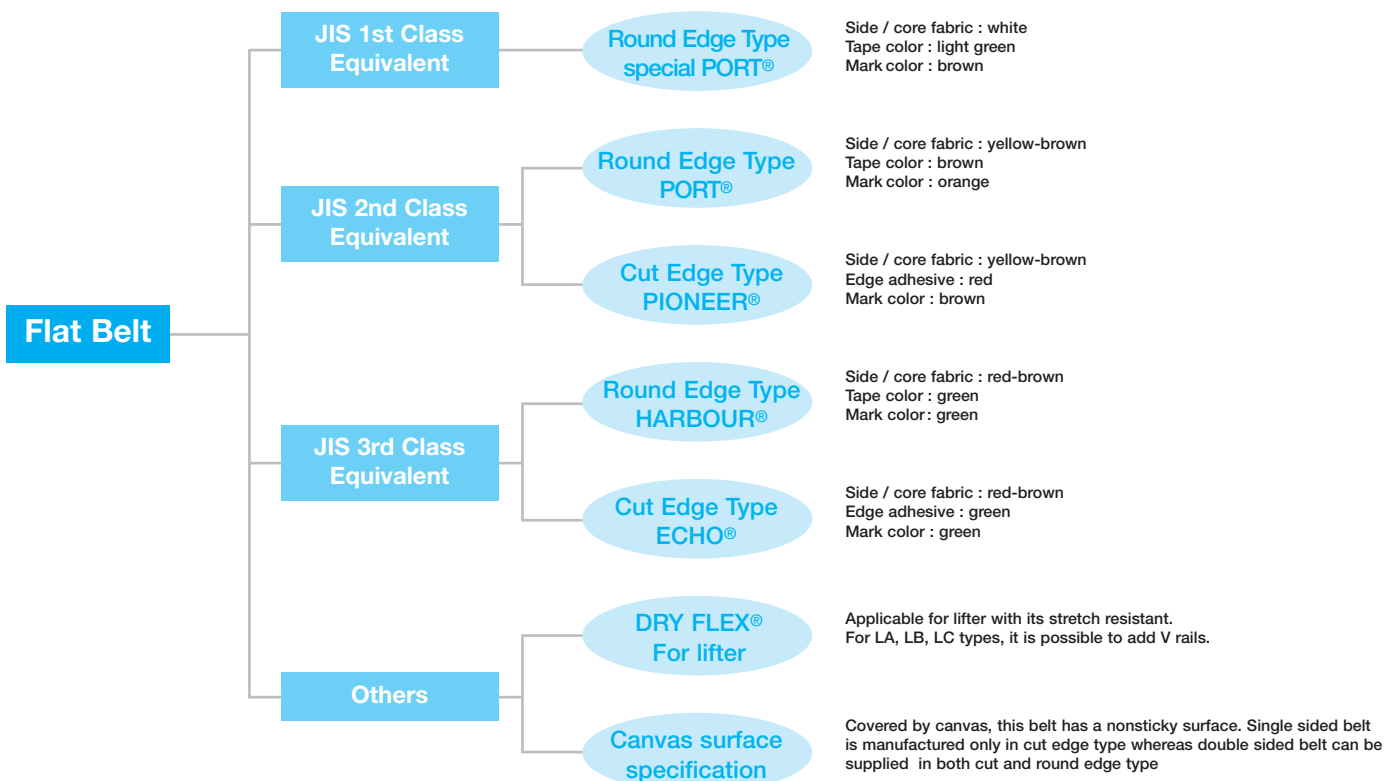


Flat Belt

This is a high-quality flat belt made from premium fabric and synthetic rubber.
 There is very little belt shrinkage.
 Excellent flex resistance
 Heat, water and oil resistance

- For textile and agricultural machines

Product Lineup



Standard Sizes for Round Edge Products

Belt Width \ No. of Plies	2P	3P	4P	5P	6P	7P	8P
20mm							
25mm		H · P					
30mm		H · P					
38mm		H · P	H				
50mm		H · P	H · P				
63mm		H · P	H · P				
75mm	H · P	H · P	H · P				
90mm	H · P	H	H · P				
100mm	H · P	H	H · P	P			
125mm	H · P	H	H	H · P			
150mm	H	H	H	P	H · P		
175mm	H	H			P		
200mm	H	H				P	P
250mm	H	H				P	P
300mm	H	H					P
350mm		H					
400mm							
500mm							
600mm							

● H: HARBOUR® P: PORT®
 ● Made-to-order for cut edge type (PIONEER®, ECHO®), DRY FLEX® and Canvas surface types.
 ● A lot for made-to-order items is 100m.

III Direct Connected Power Transmission

Chemi-Chan®

(High Performance Miniature Coupling).....P55

HYPERFLEX® Coupling.....P56

TSCHAN® Coupling NOR-MEX®.....P57, 58

TSCHAN® Coupling SP59, 60

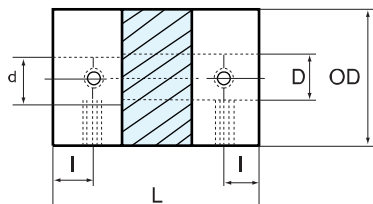




“Chemi-Chan®” (High Performance Miniature Coupling)

“Chemi-Chan®”, high-performance miniature coupling, launched on the market for high precision rotary transmission.

- Excellent vibration absorption
- Quiet operation
- Accurate positioning and transmission of rotating power
- High durability which withstands harsh start and stop of power shaft.



Coupling Product Code (Example) **HAS - 22 - 8x6 - C(or F)**

Coupling Code: HAS
Coupling Outer Diameter (ø22): 22
Duplex Shaft Diameter (large diameter x small diameter): 8x6
C: Clamp Type
F: With Flange (opaque ring)


Standard Sizes

		Product Name	HAS-19	HAS-22	HAS-30	HAS-34
Specifications	Rated Torque	Ts N·cm {kgf·cm}	98 {10}	196 {20}	392 {40}	588 {60}
	Torsional Rigidity	N·cm/rad {kgf·cm/rad}	4.9×10 ² {0.5×10 ² }	32.36×10 ² {3.3×10 ² }	79.43×10 ² {8.1×10 ² }	138.27×10 ² {14.1×10 ² }
	Allowed Misalignment	De-Centering (mm) Deviation Angle (degree)	0.1 0.2	0.1 0.2	0.1 0.2	0.1 0.2
	Inertial Moment	N·cm ² {gf·cm ² }	0.073 {7.4}	0.17 {17.3}	0.919 {93.7}	1.157 {118}
	Maximum Revolution Speed	rpm	20000	20000	15000	12000
	Temperature Range	°C	5~60	5~60	5~60	5~60
	Dimensions	Outer Diameter	OD mm	φ 19	φ 22	φ 30
Standard Duplex Shaft Diameter		large diameter D x small diameter d mm	φ 5 × φ 5	φ 6 × φ 6 φ 8 × φ 6	φ 14 × φ 8 φ 14 × φ 10	φ 14 × φ 8 φ 14 × φ 10
Shaft Diameter Finishing		H7	φ 8 × φ 5	φ 8 × φ 8	φ 14 × φ 12	φ 14 × φ 12
Total Length		L mm	27.4	35.0	49.0	40.0
Tap Position		I mm	3.60	5.50	9.00	6.75
Tap Size			M4×0.7	M5×0.8	M5×0.8	M5×0.8
Product Mass	gf	15	26	77	77	

- (Note 1) Peak maximum torque should be twice less than rated torque.
 (Note 2) Currently, we use a screw method to mount it onto the shaft.
 (Note 3) We use a mass of coupling with a drilled hole as a standard product mass.

Applications

- Servo stepping motor equipment, encoder, tachometer generator, synchronic motor, etc
- Precision X-Y table, IC bonder
- Copier, controller, medical equipment, communication equipment



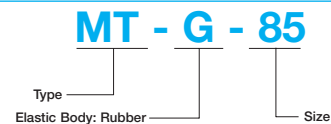
HYPERFLEX® Coupling (MT-MH)

Two types are available –MT type and MH type
 MT type is a compression stress type, which is compact design with large transmission torque.

MH type is a model uses shearing stress of elastic rubber.

- MT Type**
- Applicable for all kinds of applications.
 - Compact size with large transmission torque.
 - Easy-to-install and maintenance-free
 - The polyurethane elastic body, which features excellent oil and abrasion resistance.
- MH Type**
- High flexibility and excellent shock absorption
 - Applicable as a torque limiter

Coupling Product Code (Example)



Standard Sizes for MT Type

Product Code	Regular Maximum Torque (N.m)		Maximum Revolution Speed (rpm)	Outer Diameter (mm)	Total Length (mm)
	Rubber (G)	Polyurethane(U)			
MT- 50	5.88	7.85	6,000	50	58
MT- 60	9.81	14.7	6,000	60	72
MT- 70	15.7	24.5	6,000	70	75
MT- 85	34.3	49.0	5,500	85	101
MT-100	53.9	78.5	5,500	100	115
MT-125	118	196	4,400	125	147
MT-140	157	245	4,200	140	160
MT-170	314	441	3,800	170	176
MT-185	441	588	3,800	185	193
MT-200	637	883	3,600	200	217
MT-225	980	1370	3,600	225	238

● Use MT type coupling when there is torque variation, forward reverse operation, shock, etc.

Standard Sizes for MH Type

Product Code	Regular Maximum Torque (N.m)		Maximum Revolution Speed (rpm)	Outer Diameter (mm)	Total Length (mm)
	Standard	Super※1			
MH- 45	0.98	1.96	6,000	45	49
MH- 55	1.96	3.92	6,000	55	57
MH- 65	3.92	6.86	6,000	65	63
MH- 80	8.83	15.7	5,500	80	73
MH- 90	10.8	36.3	5,000	90	83
MH-115	29.4	78.5	4,600	115	113
MH-130	37.3	118.0	4,400	130	123
MH-145	58.8	196.0	4,200	145	133
MH-175	147.0	422.0	3,800	175	163
MH-200	245.0	637.0	3,600	200	223

※1: MH Super type is the one with reinforcement iron core.

● Use MT type coupling when there is torque variation, forward reverse operation, shock, etc.


Applications

- Various pumps
- Fan
- Blower
- Compression machine
- Compressor
- Reducer
- Speed changer
- Mixer
- Generator
- Machine tools
- Chemical equipment
- Wood works machine
- Textile machine
- Paper making machine
- Conveyor system
- Injection molding system
- Construction machine
- Car wash machine

TSCHAN® Coupling NOR-MEX®

It consists of a flange and a unique shape elastic body, which withstands large transmission torque. 20 types available and 301 total combinations.

- Energy-saving since it transmits large torque with small body.
- Suitable for machineries with high-speed revolution
- Elastic body can be easily attached and removed without moving machinery.
- Compact design application, quiet operation and also maintenance-free.
- Wide variety of sizes and types.



Coupling Product Code (Example) **Nor - Mex G 148**



Standard Sizes

G						LG						FG					
Code	Regular Torque TN N-m	Max. Torque Mmax N-m	Max. Revolution Speed rpm	Outer Diameter mm	Total Length mm	Code	Regular Torque TN N-m	Max. Torque Mmax N-m	Max. Revolution Speed rpm	Outer Diameter mm	Total Length mm	Code	Regular Torque TN N-m	Max. Torque Mmax N-m	Max. Revolution Speed rpm	Outer Diameter mm	Total Length mm
G 82	49	88.3	8000	82	91.5	LG 82-120	49	88.3	8000	120	67.5	FG 82	49	88.3	8000	82	80
G 97	103	186	7000	97	113	LG 97-144	103	186	7000	144	83	FG 97	103	186	7000	97	92.5
G112	164	294	6000	112	133	LG112-158	164	294	6000	158	95	FG112	164	294	6000	112	110
G128	262	471	5000	128	153.5	LG128-180	262	471	5000	180	108.5	FG128	262	471	5000	128	121.5
G148	409	735	4500	148	175.5	LG148-200	409	735	4500	200	123.5	FG148	409	735	4500	148	140.5
G168	682	1230	4000	168	197.5	LG168-220	682	1230	4000	220	141.5	FG168	682	1230	4000	168	159
G194	1100	1960	3500	194	220.5	LG194-248	1100	1960	3500	248	158.5	FG194	1100	1960	3500	194	177.5
G214	1640	2940	3000	214	243	LG214-274	1640	2940	3000	274	175	FG214	1640	2940	3000	214	195.5
G240	2620	4710	2750	240	266	LG240-314	2620	4710	2750	314	191	FG240	2620	4710	2750	240	212.5
G265	4090	7350	2500	265	309.5	LG265-344	4090	7350	2500	344	219.5	FG265	4090	7350	2500	265	245.5
G295	5440	9810	2250	295	334	LG295-380	5440	9810	2250	380	236	FG295	5440	9810	2250	295	264
G330	7080	12700	2000	330	356	LG330-430	7080	12700	2000	430	252	FG330	7080	12700	2000	330	282.5
G370	9900	17800	1750	370	399	(LG370-480)	9900	17800	1750	480	281	FG370	9900	17800	1750	370	313
G415	14700	26500	1500	415	441	(LG415-575)	14700	26500	1500	575	306	FG415	14700	26500	1500	415	343
(G480)	19600	35300	1400	480	485												
(G575)	29400	53000	1200	575	525												

E						LE						FE					
Code	Regular Torque TN N-m	Max. Torque Mmax N-m	Max. Revolution Speed rpm	Outer Diameter mm	Total Length mm	Code	Regular Torque TN N-m	Max. Torque Mmax N-m	Max. Revolution Speed rpm	Outer Diameter mm	Total Length mm	Code	Regular Torque TN N-m	Max. Torque Mmax N-m	Max. Revolution Speed rpm	Outer Diameter mm	Total Length mm
E 50	12.7	22.6	13500	50	52												
E 67	21.6	39.2	10000	67	62.5	LE 67-106	21.6	39.2	10000	106	47.5						
E 82	49.0	88.3	8000	82	83	LE 82-120	49.0	88.3	8000	120	59	FE 82	49.0	88.3	8000	82	71.5
E 97	103	186	7000	97	103	LE 97-144	103	186	7000	144	73	FE 97	103	186	7000	97	82.5
E112	164	294	6000	112	123.5	LE112-158	164	294	6000	158	85.5	FE112	164	294	6000	112	100.5
E128	262	471	5000	128	143.5	LE128-180	262	471	5000	180	98.5	FE128	262	471	5000	128	111.5
E148	409	735	4500	148	163.5	LE148-200	409	735	4500	200	111.5	FE148	409	735	4500	148	128.5
E168	682	1230	4000	168	183.5	LE168-220	680	1230	4000	220	127.5	FE168	682	1230	4000	168	145
E194	1100	1960	3500	194	203.5	LE194-248	1100	1960	3500	248	141.5	FE194	1100	1960	3500	194	160.5
E214	1640	2940	3000	214	224	LE214-274	1640	2940	3000	274	156	FE214	1640	2940	3000	214	176.5
E240	2620	4710	2750	240	244	LE240-314	2620	4710	2750	314	169	FE240	2620	4710	2750	240	190.5
E265	4090	7350	2500	265	285.5	LE265-344	4090	7350	2500	344	195.5	FE265	4090	7350	2500	265	221.5
E295	5440	9810	2250	295	308	LE295-380	5440	9810	2250	380	210	FE295	5440	9810	2250	295	238
E330	7080	12700	2000	330	328	LE330-430	7080	12700	2000	430	224	FE330	7080	12700	2000	330	254.5
E370	9900	17800	1750	370	368	LE370-480	9900	17800	1750	480	250	FE370	9900	17800	1750	370	282
E415	14700	26500	1500	415	408	LE415-575	14700	26500	1500	575	273	FE415	14700	26500	1500	415	310

Sizes in () are made-to-order.

* TSCHAN® and NOR-MEX® are registered trademarks of TSCHAN® GmbH (Corporation).

TSCHAN® Coupling NOR-MEX® Series


Applications

- Water pump
- Hydraulic pump
- Blower
- Injection molding machine
- Paper manufacturing machine
- Compressor
- Rotary compressor
- Screw compressor
- Plate feeder
- Batch plant
- Ball mill
- Hydraulic pump
- Blower
- Injection molding machine
- Paper manufacturing machine

G Type	LG Type	FG Type	E Type	LE Type	FE Type
 NE-TSN NG-TSN	 NL-TSN NG-TSN	 NF-TSN NG-TSN	 NE-TSN NE-TSN	 NE-TSN NL-TSN	 NF-TSN NE-TSN

 G	 FG	 LG
 E	 FE	 LE

TSCHAN® Coupling S



- Small size with large torque
- Light, compact and easy to install and remove
- Suitable for machinery with high revolution speed
- Quiet operation and longer operating life
- Maintenance-free

Coupling Product Code (Example)



Standard Sizes for TSCHAN® Coupling S


S				SX			SV			SZ			Maximum No. of Revolution Nmax (rpm)				
Code	Maximum Torque Mmax(N·m) Elastic Body		Outer Diameter mm	Total Length mm	Code	Outer Diameter		Total Length mm	Code	Outer Diameter		Total Length mm	Code	Outer Diameter mm	Total Length mm	A∅	St
	Rubber	Polyurethane				ST mm	ZA mm			VS mm	ZA mm						
(S 20 A∅)	1.08	1.96	20	27												24000	—
(S 30 A∅)	5.79	11.8	30	35												16000	—
(S 40 A∅)	12.7	26.5	40	50												12000	—
S 50 St	17.7	35.3	50	75												—	15000
S 70 St	69.6	137	70	100												—	11000
S 85 St	98.1	196	85	110												—	9000
S 100 St	167	343	100	125	SX 100 St/A∅	100	145	84.5	SV 100 A∅/St	100	145	50	SZ 100 A∅	145	42	7250	7250
S 125 St	304	628	125	145	SX 125 St/A∅	125	170	97	SV 125 A∅/St	125	170	57	SZ 125 A∅	170	47	6000	6000
S 145 St	510	1040	145	160	SX 145 St/A∅	145	194	109	SV 145 A∅/St	145	194	65	SZ 145 A∅	194	55	5250	5250
S 170 St	790	1630	170	190	SX 170 St/A∅	170	220	126.5	SV 170 A∅/St	170	220	75	SZ 170 A∅	220	60	4500	4500
S 200 St	1380	2820	200	245	SX 200 St/A∅	200	252	156.5	SV 200 A∅/St	200	252	85	SZ 200 A∅	252	65	3750	3750
S 230 St	2140	4360	230	270	SX 230 St/A∅	230	290	171	SV 230 A∅/St	230	290	90	SZ 230 A∅	290	70	3250	3250
S 260 St	3350	6850	260	285	SX 260 St/A∅	260	335	187.5	SV 260 A∅/St	260	335	110	SZ 260 A∅	335	85	3000	3000
S 300 St	4960	10100	300	330	SX 300 St/A∅	300	385	218.5	SV 300 A∅/St	300	385	130	SZ 300 A∅	385	100	2500	2500
S 360 St	8200	16700	360	417	SX 360 St/A∅	360	455	271.5	SV 360 A∅/St	360	455	175	SZ 360 A∅	455	123	2150	2150
S 400 Gs	11300	22900	400	400	SX 400 Gs/A∅	400	514	265	SV 400 A∅/St	400	514	180	SZ 400 A∅	514	125	1900	1900

Sizes in () are not standard stocked items.
 Material of coupling flange A∅: Aluminum alloy
 St: Steel
 Gs: Cast steel

Applications

- Crane
- Hot run table
- NC mill
- Machining center
- Food manufacturing machinery
- Industrial sewing machine
- Centrifuge
- Generator
- Conveyor drive
- Screw compressor
- Water pump
- Two-way blower

Combination Examples of Standard Types



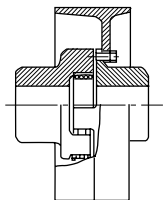
* TSCHAN® is a registered trademark of TSCHAN® Corporation.

The followings are specially designed TSCHAN® Coupling S available at Mitsubishi.

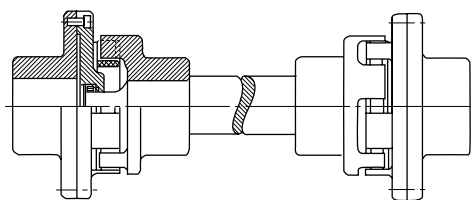
Type	Structure & Characteristics
S Type with brake drum	S type with brake drum
SXF Type	S type with centre shaft
SDD Type	Both side of flange and boss are detachable by bolts.
SD Type	One side of flange and boss are detachable by bolts
SAE Size SX Type	Size of flange with bolt holes is set in accordance with SAE dimensions.
SAE Size SV Type	Size of flange with bolt holes is set in accordance with SAE dimensions.
BH Type	For high torque. Elastic body replaceable without moving motor and follower.
BHD Type	For high torque. One side of flange and boss is detachable by bolts.

Combination Examples

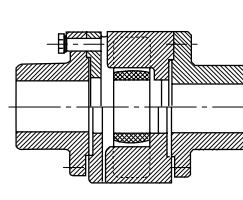
S Type with brake drum



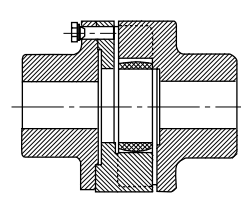
SXF Type



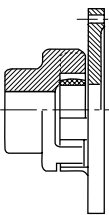
SDD Type



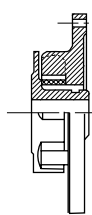
SDD Type



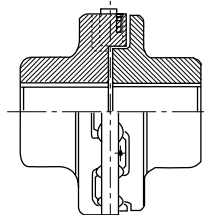
SAE Size SX Type



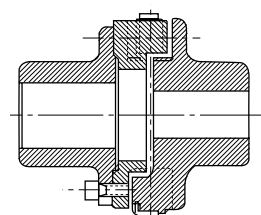
SAE Size SV Type



BH Type




BHD Type



IV Other Related Products

SLEEVE ROLL (Polyurethane molded product)	P62
STARLOCK® (Shaft Fastener)	P63, 64





SLEEVE ROLL

(Polyurethane molded product)

It is a new press-in type roller coating and shock-absorption material, which is formed by jointing soft and hard urethane in two layers.

- It is easily put onto iron cores or rollers by pressing. Also, it has a strong grip.
- It is very economical as it doesn't require roll replacement caused by adhesive agents as well as thermal lining onto iron cores or rollers.
- Excellent abrasion and oil resistance compared to plastic and rubber made rolls. Also, it has excellent water and weather resistance.
- Two-layer structure of hard and soft urethane reduces shock and noise during back conveyance. Moreover, a clean conveyance is possible as the roller rust does not contaminate transporting items.

Applications

- Flat carrier roller, return roller
- Protection of transported items, surface rust prevention, water washing operation line
- Slate production line, glass panel/ cathode-ray tube production line
- Feeding roller
- Automated warehouse, carton boxes conveyor line

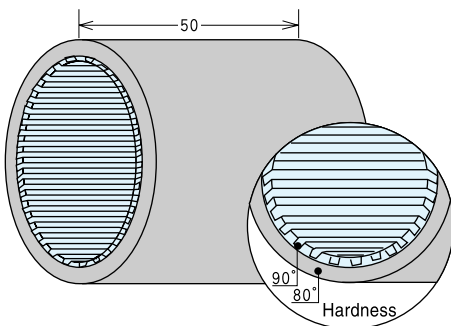
Product Code

(Example)

SR - 50 - 47

└─ Sleeve Roll ─┘ └─ Width ─┘ └─ Inner Diameter

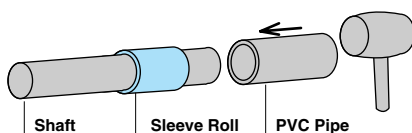
Standard Sizes



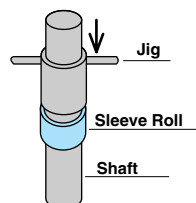
Code	Applicable Shaft Diameter(mm)	Thickness (mm)	Width (mm)	Hardness(°)		Stock Availability			
				Outer Layer	Inner Layer				
SR-36	38.0	5	50	80+86 (Outer)(Inner)		Stocked			
SR-41	42.7								
SR-47	48.6								
SR-55	57.0								
SR-58	60.5								
SS-36	38.0	3				50	80+86 (Outer)(Inner)		Non-stocked
SS-41	42.7								
SS-55	57.0								
SS-58	60.5								
SRD-36	38.0	5 (Surface Cog Type)							
SRD-41	42.7								
SRD-47	48.6								
SRD-55	57.0								
SRD-58	60.5								

How to put on

(Example 1)



(Example 2)



1. It is easy to insert if a jig (OVC pipe, etc) is slightly larger than the shaft diameter.

2. Quickly insert after applying small amount of solvent like thinner, acetone, alcohol to the inside of sleeve roll.



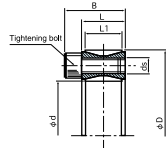
STARLOCK®

STARLOCK® is a lock system that offers simple yet secure and strong attachment of shaft and boss without troublesome key groove processing. Thus, it also saves calculation and control processes required for shrink and force fit methods.

With this system, shaft and boss are easily put together by high surface pressure.

- Absolutely no need for shaft hole and key groove processing
- Non-backlash
- Any positioning on the shaft is possible
- Easy attachment and detachment

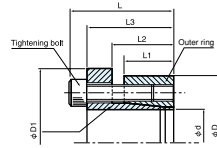
STL-20S



STL-20S-20-47

Outer Diameter
Inner Diameter
(Shaft Diameter)
Model Number
Starlock

STL-21S



STL-21S-19-47

Outer Diameter
Inner Diameter
(Shaft Diameter)
Model Number
Starlock

Performance & Sizes

Product Code	STL-20S			Transmittable by Tightening Torque Ms:		
	d×D (mm)	L (mm)	L1 (mm)	B (mm)	Torque M (kN·m)	Thrust Force F (kN)
19-47	20	17	26		0.26	27.1
20-47	20	17	26		0.27	27.1
22-47	20	17	26		0.29	27.1
24-50	20	17	26		0.36	30.5
25-50	20	17	26		0.38	30.5
28-55	20	17	26		0.47	33.8
30-55	20	17	26		0.51	33.8
32-60	20	17	26		0.65	40.7
35-60	20	17	26		0.71	40.7
38-65	20	17	26		0.89	47.5
40-65	20	17	26		0.94	47.5
42-75	24	20	32		1.55	73.7
45-75	24	20	32		1.67	73.7
48-80	24	20	32		1.78	73.7
50-80	24	20	32		1.86	73.7
55-85	24	20	32		2.37	86.3
60-90	24	20	32		1.59	86.3
65-95	24	20	32		3.21	98.1
70-110	28	24	38		4.71	133.4
75-115	28	24	38		5.00	133.4
80-120	28	24	38		5.30	133.4
85-125	28	24	38		6.47	153.0
90-130	28	24	38		6.86	153.0
95-135	28	24	38		8.14	172.6
100-145	33	26	45		9.71	194.2
110-155	33	26	45		10.7	194.2
120-165	33	26	45		13.3	222.6
130-180	38	34	50		18.0	278.5
140-190	38	34	50		21.4	306.0
150-200	38	34	50		25.0	333.4
160-210	38	34	50		28.9	361.9
170-225	44	38	58		34.9	410.9
180-235	44	38	58		40.3	448.2
190-250	52	46	66		79.6	522.7
200-260	52	46	66		56.0	560.0
220-285	56	50	72		72.7	661.0
240-305	56	50	72		91.5	763.0
260-325	56	50	72		112	864.0
280-355	66	60	84		140	1,000
300-375	66	60	84		170	1,130
320-405	78	72	98		229	1,430
340-425	78	72	98		244	1,430
360-455	90	84	112		321	1,780
380-475	90	84	112		338	1,780
400-495	90	84	112		356	1,780

Standard Size Range : d = φ20~φ280

Transmission torque and thrust shown above are maximum values.

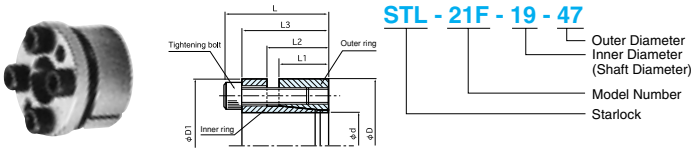
Performance & Sizes

Product Code	STL-21S					Transmittable : —		
	d×D (mm)	L (mm)	L3 (mm)	L2 (mm)	L1 (mm)	D1 (mm)	Torque M (kN·m)	Thrust Force F (kN)
19-47	38	32	24	20	46		0.29	30.4
20-47	38	32	24	20	46		0.30	30.4
22-47	38	32	24	20	46		0.33	30.4
24-50	38	32	24	20	49		0.46	38.2
25-50	38	32	24	20	49		0.48	38.2
28-55	38	32	24	20	54		0.54	38.2
30-55	38	32	24	20	54		0.58	38.2
32-60	38	32	24	20	59		0.74	45.6
35-60	38	32	24	20	59		0.80	45.6
38-65	38	32	24	20	64		0.87	45.6
40-65	38	32	24	20	64		0.91	45.6
42-75	48	40	29	24	74		1.78	84.3
45-75	48	40	29	24	74		1.98	84.3
48-80	48	40	29	24	79		2.03	84.3
50-80	48	40	29	24	79		2.12	84.3
55-85	48	40	29	24	84		2.72	98.1
60-90	48	40	29	24	89		2.96	98.1
65-95	48	40	29	24	94		3.67	112.8
70-110	62	52	37	30	109		5.43	154.9
75-115	62	52	37	30	114		5.83	154.9
80-120	62	52	37	30	119		6.21	154.9
85-125	62	52	37	30	124		7.54	176.5
90-130	62	52	37	30	129		7.98	176.5
95-135	62	52	37	30	134		10.5	220.6
100-145	74	64	46	39	144		11.1	220.6

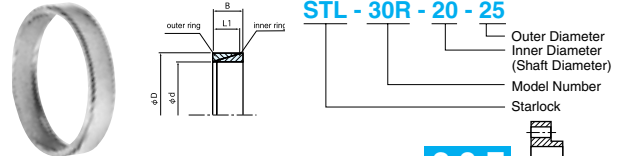
Standard Size Range : d = φ5~φ100

Transmission torque and thrust shown above are maximum values.

STL-21F



STL-30R



Performance & Sizes

Product Code	STL-21F					Transmittable : -	
	dXD (mm)	L (mm)	L3 (mm)	L2 (mm)	L1 (mm)	L1 (mm)	Thrust Force F (kN {kgf})
8-22	21	17	13	10	25	0.02	4.61
9-23	21	17	13	10	26	0.02	4.61
10-24	21	17	13	10	27	0.03	6.08
11-25	21	17	13	10	28	0.03	6.08
12-26	21	17	13	10	29	0.05	7.65
13-27	21	17	13	10	30	0.05	7.65
14-31	26	21	16	12.5	34	0.07	9.81
15-32	26	21	16	12.5	35	0.07	9.81
16-33	26	21	16	12.5	36	0.08	9.81
17-34	26	21	16	12.5	37	0.10	12.3
18-35	26	21	16	12.5	38	0.11	12.3
19-47	38	32	24	20	53	0.28	29.4
20-47	38	32	24	20	53	0.29	29.4
22-47	38	32	24	20	53	0.32	29.4
24-50	38	32	24	20	56	0.41	33.8
25-50	38	32	24	20	56	0.43	33.8
28-55	38	32	24	20	62	0.47	33.8
30-55	38	32	24	20	62	0.51	33.8
32-60	38	32	24	20	68	0.51	43.6
35-60	38	32	24	20	68	0.76	43.6
38-65	38	32	24	20	73	0.83	43.6
40-65	38	32	24	20	73	0.88	43.6
42-75	48	40	29	24	83	1.70	80.4
45-75	48	40	29	24	83	1.81	80.4
48-80	48	40	29	24	88	1.94	80.4
50-80	48	40	29	24	88	2.02	80.4
55-85	48	40	29	24	94	2.47	89.2
60-90	48	40	29	24	99	2.70	89.2
65-95	48	40	29	24	104	3.50	107.9
70-110	62	52	37	30	119	4.94	141.2
75-115	62	52	37	30	124	5.30	141.2
80-120	62	52	37	30	129	5.64	141.2
85-125	72	52	37	30	134	7.20	166.7
90-130	62	52	37	30	139	7.60	166.7
95-135	62	52	37	30	144	9.37	196.1
100-145	74	64	46	39	154	10.6	211.8

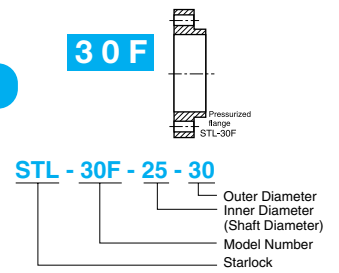
Standard Size Range : d = φ5~φ100

Transmission torque and thrust shown above are maximum values.

Performance & Sizes

Product Code	STL-30R	
	dXD (mm)	L1 (mm)
5-8	4.5	3.7
6-9	4.5	3.7
7-10	4.5	3.7
8-11	4.5	3.7
9-12	4.5	3.7
9.5-12.5	4.5	3.7
10-13	4.5	3.7
11-14	4.5	3.7
12-15	4.5	3.7
13-16	4.5	3.7
14-18	6.3	5.3
15-19	6.3	5.3
16-20	6.3	5.3
17-21	6.3	5.3
18-22	6.3	5.3
19-24	6.3	5.3
20-25	6.3	5.3
22-26	6.3	5.3
24-28	6.3	5.3
25-30	6.3	5.3
28-32	6.3	5.3
30-35	6.3	5.3
32-36	6.3	5.3
35-40	7	6
36-42	7	6
38-44	7	6
40-45	8	6.6
42-48	8	6.6
45-52	10	8.6
48-55	10	8.6
50-57	10	8.6
55-62	10	8.6
56-64	12	10.4
60-68	12	10.4
63-71	12	10.4
65-73	12	10.4
70-79	14	12.2
71-80	14	12.2
75-84	14	12.2
80-91	17	15
85-96	17	15
90-101	17	15
95-106	17	15
100-114	21	18.7
110-124	21	18.7
120-134	21	18.7
130-148	28	25.3
140-158	28	25.3
150-168	28	25.3
160-178	28	25.3
170-191	33	30
180-201	33	30
190-211	33	30
200-224	38	34.8

30F



Pressurized Flange

Product Code	Application
STL-30F dXD (mm)	STL-30R dXD (mm)
10-13	10×13
11-14	11×14
12-15	12×15
13-16	13×16
14-18	14×18
15-19	15×19
16-20	16×20
17-21	17×21
18-22	18×22
19-24	19×24
20-25	20×25
22-26	22×26
24-28	24×28
25-30	25×30
28-32	28×32
30-35	30×35
32-36	32×36
35-40	35×40
36-42	36×42
38-44	38×44
40-45	40×45
42-48	42×48
45-52	45×52
48-55	48×55
50-57	50×57
55-62	55×62
56-64	56×64
60-68	60×68
63-71	63×71
65-73	65×73
70-79	70×79
71-80	71×80
75-84	75×84
80-91	80×91
85-96	85×96
90-101	90×101
95-106	95×106
100-114	100×114

V Troubleshooting for Power Transmission Products

For Timing BeltP67

For V-Belt.....P68



- Failure during machinery operation is a serious matter. To resolve belt failure, determine cause of failure before replacing with a new belt. This will maximize the capability of the belt and extend its life. The following is an introduction to belt failure main causes. Please check the items in this table when failure occurs.

1. For Timing Belt

Occurrence	Cause	Measure
Abnormal side wear	● Poor alignment	Adjust the alignment
	● Base not adequately fixed	Strengthen the base fixture
	● Bending of the pulley flange	Correct flange bending
Abnormal wear at tooth surface where pressure is being exerted	● Overload	Amend the design and use better grade
	● Overstretched belt	Adjust the initial tension of the belt
Abnormal wear at contact point of pulley area	● Overstretched belt	Adjust the initial tension of the belt
	● Defective pulley tooth form	Replace using special attention on the R of the pulley tooth end
Tooth damage	● Pulley diameter too small	Change the system design
	● 6 teeth or less for T.I.M	Increase T.I.M or change the system design
	● Exertion of shock load	Ensure that shock is not exerted on the belt or increase the belt width
Breaking of tensile body	● Overload	Change the system design
	● Drop in elasticity or corrosion of tensile body	Check the storage condition and transport condition of the belt
	● Exertion of shock load	Ensure that shock is not exerted on the belt or increase the belt width
Crack at the back side	● Usage under -30°C	Raise the surrounding temperature
	● Pulley diameter too small	Use a bigger diameter pulley
Thermal ageing of rubber/polyurethane	● Temperature of 80°C and above at the rubber/ polyurethane	Reduce the surrounding temperature
Swelling of the rubber	● Oil contamination	Use polyurethane or oil resistant rubber belt
Abnormal wear at pulley tooth	● Overload	Change the system design
	● Overstretched belt	Adjust the initial tension of the belt
	● Unsuitable pulley material (too soft)	Add surface treatment or change the material of pulley
Wear at pulley edge	● Pulley life	Change to a new pulley
	● Overstretched belt (Tensile body can be seen underneath the belt)	Change to new pulley and belt while loosening the tension
Abnormal operation sounds	● Poor alignment	Adjust the alignment
	● Overstretched belt	Adjust the initial tension of the belt
	● Overload	Change the system design
	● Pulley diameter too small	Change the system design
Belt looks elongated	● Defective pulley tooth form	Ensure that pulley tooth is accordance to standard dimensions
	● Short inter-shaft distance	Adjust to the correct inter-shaft distance
	● Loosening of the base	Strengthen the base fixture

2. For V-Belt

Occurrence	Cause	Measure
Slippage	● Loose belt tension	Apply appropriate tension
	● Overload	Increase belt width or increase the number of belt in use.
	● Minimum contact angle	Widen belt width or install an idler pulley of the appropriate diameter
	● Oil or water contamination	Completely remove the oil and water and prevent further contamination by placing the belt cover
Early failure	● Load variation/ large shock	While there are design elements to be altered, the specified type and number of belts should be installed (Depending on the application, please upgrade the belt specification by 1 level)
	● Use the belt above its transmission capacity	
	● Belts not mounted according to the specified number of belts	
	● Not using the specified belt type	
Crack	● High heat generated and large flex fatigue (overly small pulley diameter/ bending angle and high revolution speed)	Take counter-measure on heat dissipation or change the system design - alter the pulley diameter, revolution speed, bending angle
	● Tension loss and slippage	Apply appropriate tension
	● Tension loss and slippage	Apply appropriate tension
	● Use under high temperature	Take counter-measure on heat dissipation
	● Continuous sudden stoppage and start-up	Change the system design
	● Oil contamination	Fix oil leak and prevent oil contamination
	● Pulley diameter too small	Change the system design
Base crack	● Too strong reverse bending due to backside tension	Install belt cover
	● Direct exposure to sunlight	
	● Tension pulley diameter too small	Use a larger diameter tension pulley
Wear	● Small bending angle	Decrease the bending angle
	● Loose tension and occurrence of slippage	Apply appropriate tension
	● Rusty pulley groove or rough finishing of pulley groove surface	Perform uniform finishing on the pulley groove surface (Standard 12S to 6S)
	● Tension loss and slippage	Apply appropriate tension
	● Inappropriate pulley installation angle	Change alignment to 1/3° and below or replace the pulley
	● Defective pulley form	
Excessive vibration	● Inappropriate pulley groove angle	
	● Damage on pulley groove	
	● Resonance due to unstable fixture of machine body	Secure the fixtures
Peeling	● Weak belt tension	Change inter-shaft distance
	● Belt lengths not uniform	Use matched set
	● Belt used beyond its transmission capacity	Mount belts with the right specification, type, number
Noise problem	● Usage under deformed condition	Change the system design
	● Usage method resulted in large flex fatigue	
	● Sudden stop and start during usage	Consider changing the system design for smooth operation
	● Belt tension too loose	Apply appropriate tension
Overturning of belt	● Overload	Increase belt width or increase the number of belt in use.
	● Wrong belt type	Select belt type, specification that matches the operating conditions
	● Inappropriate pulley groove angle, installation angle	Change alignment to 1/3° and below
	● Pulley groove damage or sticking of belt due to roughly finished surface	Replace the pulley
	● Wear at pulley groove	
	● Belt lengths not uniform during multiple usage	Use matched set

2. CONVEYOR BELTS

Product LineupP70


NEOFLEXSTART®P71~76

FREESPAN® BeltP77




Conveyor Belts


NEOFLEXSTART®



FREESPAN® Belt



Conveyor Belt



Related Products

Polyurethane Screen



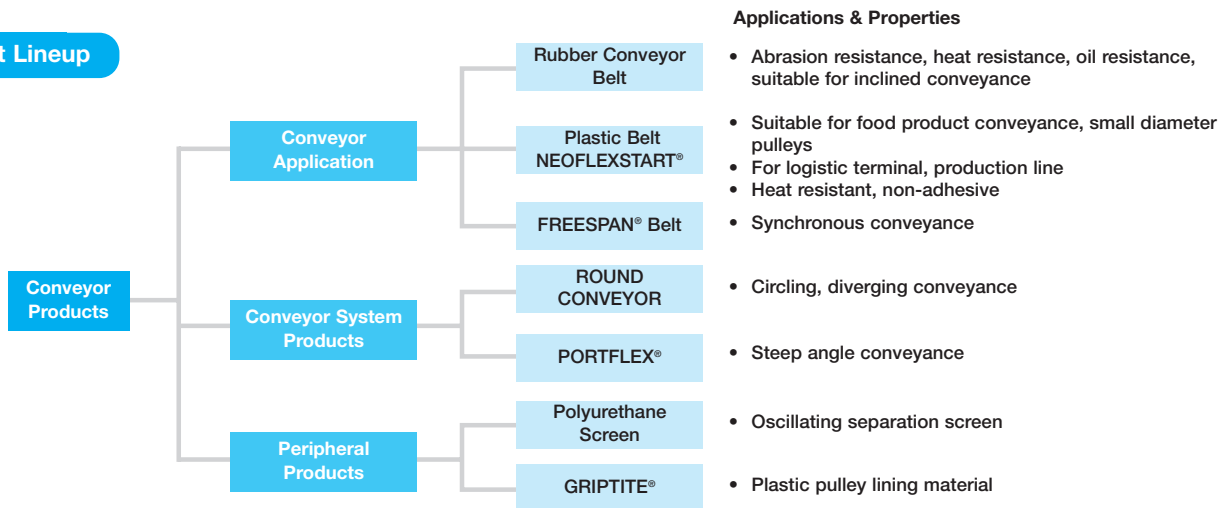
ROUND CONVEYOR



PORTFLEX®



Product Lineup




Application Examples

Light-duty Plastic Conveyor Belt
NEOFLEXSTART®



Synchronous Transportation Conveyor Belt
FREESPAN® Belt




NEOFLEXSTART®

Characteristics & Use

The NEOFLEXSTART® will support automation and manpower reduction at production and logistics sites. This product will support a wide range of conveyor systems.

Each Mitsubishi "NEOFLEXSTART® U, V, F, P" has its own unique characteristics. Thus, it is most important to select the correct belt to maximize the belt's performance.




NEOFLEXSTART®-U

Safe, clean, stylish

It works well in many fields, but it is best used for conveyor lines that require cleanliness. Using special polyurethane cover with excellent mildew resistance and water resistance, it is most suitable for conveying food products. Also, it has excellent anti-static properties.

Color : White, green, black




NEOFLEXSTART®-V

It fits in a wide-rang of applications.

Also, after-processing such as adding crosspieces is easy.

It works well in conveyance of oily items, plywood, chemical products and various kinds of loads. Excellent abrasion, ozone and chemical resistance, as it is covered with high-quality PVC plastic.

Color : White, green, dark blue




NEOFLEXSTART®-F

It is usable under various conditions in which cold / heat resistance and/or non-adhesive qualities are required.

Excellent heat resistance and non-adhesiveness as it is coated with Teflon or silicone.

It works well in the places where belt conveyance is difficult due to high temperature and characteristics of transporting items such as adhesive items and chemicals.

Color : Brown, black, white, red



NEOFLEXSTART®-P

The best to be used in conveyance of sticky items like bread dough

Polyolefin resin provides superior performance when used in conveyance of sticky items like bread dough.

Excellent for food conveyance.

Color : Transparent

Oil and Chemical Resistance Table

Category	Name of Chemicals	NS-U				NS-V				NS-F			NS-P
		UG UFG UR UFR UHG	BK Type	UPG 0/0 Type	UKG	VG VN	SS Type	VKU	VKG	FG	FK	SG	PN
Oil & Lipids	Animal oil	O	O	O	O	O	Δ	Δ	Δ	O	O	O	O
	Vegetable oil	O	O	O	O	O	Δ	Δ	Δ	O	O	O	O
	Mineral oil	O	O	O	O	O	×	×	×	O	O	O	O
	DOS	Δ	O	Δ	O	Δ	×	×	×	O	O	O	Δ
	Grease	O	O	O	O	O	Δ	Δ	Δ	O	O	O	Δ
	Paraffin oil	O	O	O	O	O	O	O	O	O	O	O	O
	Cutting oil	×	O	×	O	O	×	×	×	O	O	×	×
Disinfectant	Sodium Hypochlorite 400ppm	O	Δ	O	O	O	Δ	Δ	Δ	O	O	O	O
	Methyl Alcohol (Methanol)	O	O	O	O	Δ	Δ	Δ	Δ	O	O	O	O
Solvent	Ethyl Alcohol	O	O	O	O	Δ	Δ	Δ	Δ	O	O	Δ	O
	Acetone	×	×	×	×	×	×	×	×	O	O	×	Δ
	Gasoline	×	×	×	×	×	×	×	×	O	O	×	Δ
	Toluene (Triol)	×	×	×	×	×	×	×	×	O	O	×	Δ
	Methyl Ethyl Ketone (MEK)	×	×	×	×	×	×	×	×	O	O	×	×
	Formaldehyde (Formalin) 37%	×	×	×	×	O	O	Δ	O	O	O	O	Δ
	Ammonia solution	O	Δ	O	Δ	O	O	Δ	O	O	O	O	O
Bases	Sodium Hydroxide (Caustic Soda) 10%	×	×	×	×	Δ	Δ	×	Δ	O	O	O	O
	Developing fluid (Hydroquinone)	O	O	O	O	O	O	O	O	O	O	O	O
	Nitric acid 5%	×	×	×	×	O	O	×	O	O	O	O	O
Acids	Hydrochloric acid 5%	O	×	×	×	O	O	×	O	O	O	O	O
	Sulfuric acid 50%	×	×	×	×	Δ	Δ	×	Δ	O	O	×	Δ
	Acetic acid 10%	×	×	×	×	Δ	Δ	×	Δ	O	O	O	O
Other chemicals	Sodium Chloride (salt)	O	O	O	O	O	O	O	O	O	O	O	O
	Soap	O	O	O	O	O	O	O	O	O	O	O	O
	Fertilizer (general)	O	O	O	O	O	O	O	O	O	O	O	O

O=Applicable Δ= Possibility of damage ×=Not applicable

Electrostatic Potential

*For antistatic belts such as NS82UG0/2G, NS-V, as they are processed for static prevention inside, the surface resistance values are the same as non-antistatic belts.

Test conditions:

Belt speed 150m/min

Temperature 25±5°C

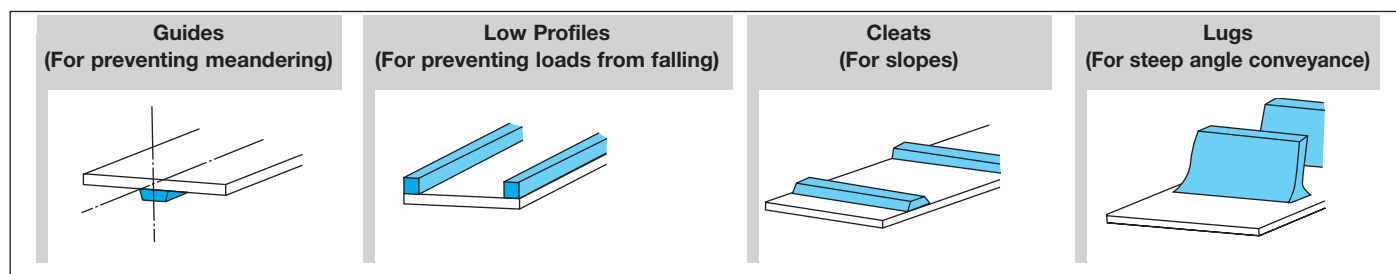
Humidity 50±10%

Running Electrostatic Potential (Measured Values at Mitsubishi)

			Running Electrostatic Potential (V) (Absolute Value)
NS-U	All antistatic belts	NS82UG0/2G*	1000 & below
		NS41UG0/2BK NS82UG0/2BK	50 & below
NS-V	All antistatic belts		200~1000
NS-F	Antistatic belt	NS14FG-B NS15FK-B	50 & below
		Non-antistatic belt	20000~30000
NS-P	Antistatic belt		1000 & below

Adding Profiles (NEOFLEXSTART®-U,V)

The following are the examples of profiles which can be added to the belt.



Hole Punching

We provide hole punching on your requests.

NEOFLEXSTART®-U

Product Code	Cover						No. of Tension Member Ply	Total Thickness mm
	Top Surface			Underside				
	Color	Thickness mm	Surface Condition	Color	Thickness mm	Surface Condition		
Heat & Humidity Resistance/ Prevention of Loose Threads								
NS41UG0/2G	Green	0.2	Flat	Grey	–	Polyurethane impregnated conductive low noise fabric	1	0.8
NS41UG2/2G	Green	0.2	Flat	Green	0.2	Texture pattern (fine)	1	1.1
NS82UG0/2G	Green	0.2	Flat	White	–	Polyurethane impregnated conductive low noise fabric	2	1.4
NS82UG0/5G	Green	0.5	Flat	White	–	Polyurethane impregnated conductive low noise fabric	2	1.7
NS82UG2/2G	Green	0.2	Flat	Green	0.2	Texture pattern (fine)	2	1.7
NS123UG0/5G	Green	0.5	Flat	White	–	Polyurethane impregnated conductive low noise fabric	3	2.5
Antibacterial / Antifungal								
NS41UFG0/2W	White	0.2	Flat	White	–	Polyurethane impregnated conductive low noise fabric	1	0.8
NS41UFG2/2W	White	0.2	Flat	White	0.2	Texture pattern (fine)	1	1.1
NS82UFG0/2W	White	0.2	Flat	White	–	Polyurethane impregnated conductive low noise fabric	2	1.4
NS82UFG0/5WS	White	0.5	Texture pattern (coarse)	White	–	Polyurethane impregnated conductive low noise fabric	2	2
NS82UFG0/5W	White	0.5	Flat	White	–	Polyurethane impregnated conductive low noise fabric	2	1.7
NS82UF2/2WP	White	0.2	Flat	White	0.2	Flat	2	1.7
NS123UFG0/5W	White	0.5	Flat	White	–	Polyurethane impregnated conductive low noise fabric	3	2.5
Super Antistatic								
NS41UG0/2BK	Black	0.2	Flat	Grey	–	Polyurethane impregnated conductive low noise fabric	1	0.8
NS82UG0/2BK	Black	0.2	Flat	White	–	Polyurethane impregnated conductive low noise fabric	2	1.4
Slip, Accumulator (Storage)								
NS41UG0/0	White	–	Polyurethane impregnated conductive fabric	White	–	Polyurethane impregnated conductive low noise fabric	1	0.6
NS41UG0/0G	Green	–	Polyurethane impregnated conductive fabric	Green	–	Polyurethane impregnated conductive low noise fabric	1	0.6
NS82UG0/0	White	–	Polyurethane impregnated sideslip fabric	White	–	Polyurethane impregnated conductive low noise fabric	2	1.3
NS82UG0/0G	Green	–	Polyurethane impregnated sideslip fabric	Grey	–	Polyurethane impregnated conductive low noise fabric	2	1.3
NS41UHG0/2W	White	0.2	Flat	White	–	Polyurethane impregnated conductive low noise fabric	1	0.8
NS41UHG0/2G	Green	0.2	Flat	Grey	–	Polyurethane impregnated conductive low noise fabric	1	0.8
NS82UHG0/2W	White	0.2	Flat	White	–	Polyurethane impregnated conductive low noise fabric	2	1.4
NS82UHG0/2G	Green	0.2	Flat	White	–	Polyurethane impregnated conductive low noise fabric	2	1.4
Sideslip								
NS82UPG0/0	White	–	Polyurethane impregnated sideslip fabric	White	–	Polyurethane impregnated conductive low noise fabric	2	1.3
NS82UPG0/0G	Green	–	Polyurethane impregnated sideslip fabric	Grey	–	Polyurethane impregnated conductive low noise fabric	2	1.3
Sloped Conveyance								
NS41UKG0/5GT	Green	0.5	Longitudinal groove	Grey	–	Polyurethane impregnated conductive low noise fabric	1	1.4
NS82UKG0/8GT	Green	0.8	Longitudinal groove	Grey	–	Polyurethane impregnated conductive low noise fabric	2	2.3
Round Conveyor								
NS41UFR0/5W	White	0.5	Flat	White	–	Polyurethane impregnated conductive fabric	1	1.0
NS41UR0/5G	Green	0.5	Flat	Grey	–	Polyurethane impregnated conductive fabric	1	1.0
NS82UFR0/2W	White	0.2	Flat	White	–	Polyurethane impregnated conductive fabric	2	1.5
NS82UR0/2G	Green	0.2	Flat	White	–	Polyurethane impregnated conductive fabric	2	1.5

(Note): All types of NEOFLEXSTART®-U can be used in metal detector machine (except BK)

NEOFLEXSTART®-V

Product Code	Cover						No. of Tension Member Ply	Total Thickness mm
	Top Surface			Underside				
	Color	Thickness mm	Surface Condition	Color	Thickness mm	Surface Condition		
General Oil Resistance								
NS41VG5/5G	Green	0.5	Flat	Green	0.5	Texture pattern (fine)	1	1.7
NS82VG5/5W	White	0.5	Flat	White	0.5	Texture pattern (fine)	2	2.7
NS82VG5/5G	Green	0.5	Flat	Green	0.5	Texture pattern (fine)	2	2.7
NS183VN0/20W	White	2.0	Flat	White	–	Polyurethane impregnated conductive fabric	3	5.1
NS183VN0/20G	Green	2.0	Flat	White	–	Polyurethane impregnated conductive fabric	3	5.1
Low Noise								
NS82VG0/5G	Green	0.5	Flat	White	–	Polyurethane impregnated conductive low noise fabric	2	2.1
NS82VG0/5W	White	0.5	Flat	White	–	Polyurethane impregnated conductive low noise fabric	2	2.1
NS82VG0/20G	Green	2.0	Flat	White	–	Polyurethane impregnated conductive low noise fabric	2	3.6
Sloped Conveyance								
NS82VKG5/5DB	Dark Blue	0.5	Flat	Dark Blue	0.5	Texture pattern (fine)	2	2.7
NS82VKUG5/8DBT	Dark Blue	0.8	Longitudinal groove	Dark Blue	0.5	Texture pattern (fine)	2	3.1
NS82VKG0/20GD	Green	2.0	Deep groove	White	–	Polyurethane impregnated conductive low noise fabric	2	5.3
NS122VN0/20GSS	Green	2.0	Rough top	Grey	–	Polyurethane impregnated low noise fabric	2	5.5

Characteristics	Surface Condition	Color	【Product Code】	N	S	8	2	U	FG	0	/	5	W	S
G=Loose threads prevention, side rigidity, low noise F=Antibacterial, antifungal H=Slippery, nonadhesive P=Sideslip (palletizer) K=Sloped conveyance R=Trough, round conveyor	S=Texture pattern (coarse) T=Longitudinal groove P=Two-sided, flat	W=White G=Green BK=Black	NEOFLEXSTART Abbreviation	Permitted Tension (kN/mm)	No. of Tension Member Ply	Material (Polyurethane)							Color	Surface Figure
													Top Cover Thickness (1/10mm)	Underside Cover Thickness (1/10mm)

Weight kg/m ²	Allowable Tension N/mm	Minimum Pulley Diameter mm	Knife Edge Radius mm	Usable Temperature Range		Table-Drive	Antistatic Specification	Product Code
				Dry Heat Temperature *3°C	Wet Heat Temperature °C			
Heat & Humidity Resistance/ Prevention of Loose Threads								
0.7	4	15	R3	-30~100	0~80	○	○	NS41UG0/2G
1.0	4	30	×	-30~100	0~80	×	○	NS41UG2/2G
1.5	8	25 (15) *1	(R3) *2	-30~100	0~80	○	○	NS82UG0/2G
1.9	8	50	×	-30~100	0~80	○	○	NS82UG0/5G
1.9	8	70	×	-30~100	0~80	×	○	NS82UG2/2G
2.6	12	100	×	-30~100	0~80	○	○	NS123UG0/5G
Antibacterial/ Antifungal								
0.7	4	15	R3	-30~100	0~80	○	○	NS41UFG0/2W
1.0	4	30	×	-30~100	0~80	×	○	NS41UFG2/2W
1.5	8	25 (15) *1	(R3) *2	-30~100	0~80	○	○	NS82UFG0/2W
1.9	8	25 (15) *1	×	-30~100	0~80	○	○	NS82UFG0/5WS
1.9	8	50	×	-30~100	0~80	○	○	NS82UFG0/5W
2.0	8	70	×	-30~100	0~80	×	○	NS82UF2/2WP
2.6	12	100	×	-30~100	0~80	○	○	NS123UFG0/5W
Super Antistatic								
0.7	4	15	R3	-30~80	0~70	○	⊙	NS41UG0/2BK
1.5	8	25 (15) *1	(R3) *2	-30~80	0~70	○	⊙	NS82UG0/2BK
Slip, Accumulator (Storage)								
0.4	4	20	R3	-30~100	0~80	○	○	NS41UG0/0
0.4	4	20	R3	-30~100	0~80	○	○	NS41UG0/0G
1.1	8	40 (30) *4	×	-30~100	0~80	○	○	NS82UG0/0
1.1	8	40 (30) *4	×	-30~100	0~80	○	○	NS82UG0/0G
0.7	4	15	R5	-30~100	0~80	○	○	NS41UHG0/2W
0.7	4	15	R5	-30~100	0~80	○	○	NS41UHG0/2G
1.5	8	25 (15) *1	(R3) *2	-30~100	0~80	○	○	NS82UHG0/2W
1.5	8	25 (15) *1	(R3) *2	-30~100	0~80	○	○	NS82UHG0/2G
Sideslip								
1.1	8	30	×	-30~100	0~80	○	○	NS82UPG0/0
1.1	8	30	×	-30~100	0~80	○	○	NS82UPG0/0G
Sloped Conveyance								
1.0	4	25	×	-30~80	0~70	○	○	NS41UKG0/5GT
2.2	8	50 (25) *1	×	-30~80	0~70	○	○	NS82UKG0/8GT
Round Conveyor								
1.1	4	20	R5	-30~100	0~80	○	○	NS41UFR0/5W
1.1	4	20	R5	-30~100	0~80	○	○	NS41UR0/5G
1.6	8	30	×	-30~100	0~80	○	○	NS82UFR0/2W
1.6	8	30	×	-30~100	0~80	○	○	NS82UR0/2G

*1,2: () indicates values when permitted tension is 5N/mm and below. *3: For products indicated as Max 100°C, operating temperature is Max 80°C under continuous operation.
*4: Lightning Endless type

Characteristics	Surface Condition	Color	【Product Code】	N	S	8	2	V	G	0	/	20	G	D
G=Loose threads prevention, side rigidity, low noise K=Sloped conveyance X= Low noise	R=Texture pattern (fine) D=Deep groove SS=Rough top M=Diamond pattern	W=White G=Green G2=Dark green GY=Grey DB=Dark blue	NEOFLEXSTART Abbreviation	Permitted Tension (kN/mm)	No. of Tension Member Ply	Material (Polyvinylchloride)							Color	Surface Figure
													Top Cover Thickness (1/10mm)	Underside Cover Thickness (1/10mm)

Weight kg/m ²	Allowable Tension N/mm	Minimum Pulley Diameter mm	Knife Edge Radius mm	Usable Temperature Range		Table-Drive	Antistatic Specification	Product Code
				Dry Heat Temperature °C	Wet Heat Temperature °C			
General Oil Resistance								
1.9	4	35	×	-10~80	0~60	×	○	NS41VG5/5G
2.8	8	70	×	-10~80	0~60	×	○	NS82VG5/5W
2.8	8	70	×	-10~80	0~60	×	○	NS82VG5/5G
5.8	18	120	×	-10~80	0~60	○	○	NS183VN0/20W
5.8	18	120	×	-10~80	0~60	○	○	NS183VN0/20G
Low Noise								
2.3	8	50	×	-10~80	0~60	○	○	NS82VG0/5G
2.3	8	50	×	-10~80	0~60	○	○	NS82VG0/5W
4.1	8	100	×	-10~80	0~60	○	○	NS82VG0/20G
Sloped Conveyance								
2.8	8	75	×	-10~70	0~60	×	○	NS82VKG5/5DB
3.4	8	75	×	-10~70	0~60	×	○	NS82VKUG5/8DBT
4.2	8	80	×	-10~70	0~60	○	○	NS82VKG0/20GD
6.5	12	80	×	-10~70	0~60	○	○	NS122VN0/20GSS

NEOFLEXSTART®-F

Product Code	Total Thickness mm	Weight Kg/m ²	Allowable Tension N/mm	Surface		Tension Member	Cover Material	Table-Drive
				Color	Condition			
NS03FG-P	0.075	0.3	2	Brown	Flat	Glass fiber	Teflon	0
NS05FG-P	0.125	0.3	2	Brown	Flat	Glass fiber	Teflon	0
NS06FG-P	0.150	0.3	2	Brown	Flat	Glass fiber	Teflon	0
NS10FG-P	0.250	0.5	3	Brown	Flat	Glass fiber	Teflon	0
NS14FG-P	0.350	0.7	6	Brown	Flat	Glass fiber	Teflon	0
NS27FG-P	0.680	1.1	9	Brown	Flat	Glass fiber	Teflon	0
NS22FG-S	0.550	0.7	8	Brown	Flat	Glass fiber	Teflon	0
NS05FG-B	0.125	0.2	2	Black	Flat	Glass fiber	Teflon	0
NS06FG-B	0.150	0.3	2	Black	Flat	Glass fiber	Teflon	0
NS10FG-B	0.250	0.5	3	Black	Flat	Glass fiber	Teflon	0
NS14FG-B	0.350	0.7	6	Black	Flat	Glass fiber	Teflon	0
NS27FG-B	0.680	1.1	9	Black	Flat	Glass fiber	Teflon	0
NS06FG-TR	0.150	0.3	2	Brown	Flat	Glass fiber	Teflon	0
NS10FG-TR	0.250	0.5	3	Brown	Flat	Glass fiber	Teflon	0
NS19FG-M	0.600	0.5	6	Brown	Mesh	Glass fiber	Teflon	0
NS21FG-M	0.750	0.4	4	Brown	Mesh	Glass fiber	Teflon	0
NS30FG-M	0.920	0.4	3	Brown	Mesh	Glass fiber	Teflon	0
NS15FK	0.350	0.4	6	Brown	Flat	Aramid fiber	Teflon	0
NS15FK-B	0.350	0.3	6	Black	Flat	Aramid fiber	Teflon	0
NS30FK-M	0.700	0.4	8	Brown	Mesh	Aramid fiber	Teflon	0
NS24SG-R	0.610	0.8	8	Red	Flat	Glass fiber	Silicone	×
NS24SG-W	0.610	0.8	8	White	Flat	Glass fiber	Silicone	×
NS42SG-R	1.060	1.5	12	Red	Flat	Glass fiber	Silicone	×
NS42SG-W	1.060	1.5	12	White	Flat	Glass fiber	Silicone	×

NEOFLEXSTART®-P

Product Code	Cover						No. of Tension Member Ply	Total Thickness mm
	Top Surface			Underside				
	Color	Thickness mm	Surface Condition	Color	Thickness mm	Surface Condition		
NS32PN0/5NM	White transparent	0.5	Diamond pattern	White	–	Polyurethane impregnated conductive low noise fabric	2	1.9
NS11PN3/5NM	White transparent	0.5	Diamond pattern	White transparent	0.3	Flat	1	1.4
NS15PNM	Transparent	–	Diamond pattern	Transparent	–	Flat	–	1.5

(Note) NS15PNM is polyolefin sheet and cannot be used as a belt.

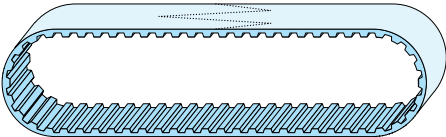
FREESPAN[®] Belt

Characteristics

- 1 Suitable for synchronous transportation and light-duty power transmission requiring positioning.
- 2 Possible to mold various shapes and profiles and to add special cover on back surface of belt.
- 3 Applicable for long-span reciprocating and revolving motion.
- 4 Belt length can be set freely up to 100 meters.

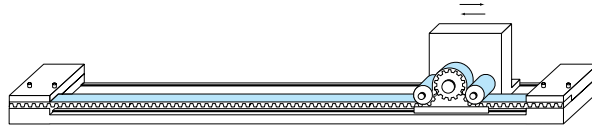
Belt Type

- 1 Endless Type
For long-span revolving movement



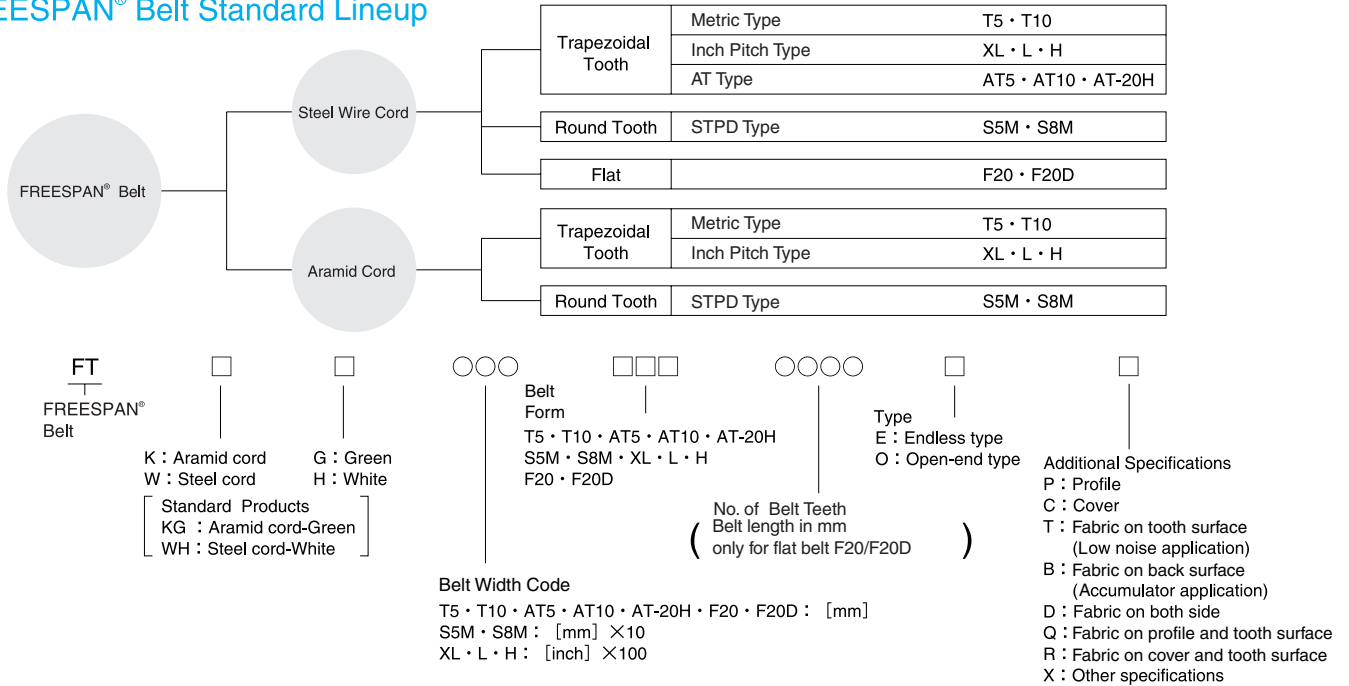
* For operation requires flex resistance, endless type with aramid cord is recommended.

- 2 Open-End Type
For reciprocation movement



* When clamping the belt, ensure to mesh at least 6 teeth at each side (8 teeth and above for AT-20H).

FREESPAN[®] Belt Standard Lineup



Belt Form	T5	T10	AT5	AT10	AT-20H	XL
Belt Cross-Sectional Dimensions						
Belt Width (mm) & Width Code	Belt Width: 10, 15, 20, 25, 30, 40 Width Code: 10, 15, 20, 25, 30, 40	Belt Width: 15, 20, 25, 30, 40, 50, 75, 100 Width Code: 15, 20, 25, 30, 40, 50, 75, 100	Belt Width: 10, 15, 20, 25, 30, 40, 50 Width Code: 10, 15, 20, 25, 30, 40, 50	Belt Width: 15, 20, 25, 30, 40, 50, 75, 100 Width Code: 15, 20, 25, 30, 40, 50, 75, 100	Belt Width: 50, 75, 100 Width Code: 50, 75, 100	Belt Width: 6.4, 9.5, 12.7, 19.1, 25.4 Width Code: 025, 037, 050, 075, 100

Belt Form	L	H	S5M	S8M	F20	F20D
Belt Cross-Sectional Dimensions						
Belt Width (mm) & Width Code	Belt Width: 12.7, 19.1, 25.4, 38.1, 50.8, 101.6 Width Code: 050, 075, 100, 150, 200, 400	Belt Width: 19.1, 25.4, 38.1, 50.8, 76.2, 101.6 Width Code: 075, 100, 150, 200, 300, 400	Belt Width: 10, 15, 20, 25, 30, 50 Width Code: 100, 150, 200, 250, 300, 500	Belt Width: 15, 20, 25, 30, 40, 50, 75, 100 Width Code: 150, 200, 250, 300, 400, 500, 750, 1000	Belt Width: 15, 20, 25, 40, 50, 75, 100 Width Code: 15, 20, 25, 40, 50, 75, 100	Belt Width: 15, 20, 25, 40, 50, 75, 100 Width Code: 15, 20, 25, 40, 50, 75, 100

* For F20D, only 40 available

* Maximum and minimum lengths of endless type are 100m and 700mm respectively. However, maximum length is 50m for the types with fabric on teeth side, back side and both sides.

* Except T5, AT5, XL and S5M, all timing belts can be laminated with high friction urethane, PVC or felt on backside

* Compared to non-fabric type, belts with fabric are more slippery and noiseless.

* F20, F20D and AT-20H are non-stock items.

3. ENGINEERING PLASTIC PRODUCTS

Engineering Plastics **MEP**[®]

MEP[®] Size TableP79, 80

General Purpose Engineering Plastics

1. Casting NylonP81

2. UHMW-PEP82, 83

3. Polyacetal.....P84

High Performance Engineering Plastics

1. PEEK[®]P85

Note 1. PEEK[®] is a registered trademark of Victrex[®].



MEP® Size Table

A: Rod Type Standard stocked item: ● Non-stocked item: △

Name	Grade	Characteristics	Outer Diameter																		
			Length	4	5	6	8	10	12.5	15	17.5	20	22.5	25	30	35	40	45			
Casting Nylon (CN)	UD (Ivory)	Improving mechanical strength significantly and reducing physical degradation under high temperature.	500L														●	●	●	●	
			1,000L																●	●	●
	NB (Blue)	Blue colored grade which maintains physical properties of cast nylon UD.	500L															●	●	●	●
			1,000L																●	●	●
	CL (Green)	Improving frictional property substantially by our own lubricant formulation.	300L															●	●	●	●
			500L																△	△	△
	MD (Black)	Excellent lubricity property by evenly blending molybdenum disulfide	1,000L															△	△	△	△
			500L																●	●	●
1,000L								●			●			●			●	●	●	●	
								●			●			●			●	●	●	●	
Casting Nylon EX (CN-EX)	UD (Ivory)	It has physical properties closer to casting nylon while mechanical strength is enhanced than standard nylon 6 extrusion products.								●			●			●	●	●	●	●	
	NB (Blue)								●			●			●	●	●	●	●	●	
Ultra-High Molecular Weight Polyethylene (UHMW-PE)	NA (White)	With small friction, it has excellent abrasion and shock resistance as well as antiadhesive properties. Also, nontoxic.	1,000L							●			●			●	●	●	●	●	
	ASB (Black)	Better abrasion, thermal ageing and UV resistance than UHMW-NA. Also, it has high antistatic property.	1,000L						△			△			△			●	●	●	●
	ASG (Mint green)	Light color, antistatic. Less surface abrasion against plastic bottles.	1,000L																		
Polyacetal Engineering Polymers (POM)	Homopolymer (DELTRIN®) (White)	Excellent mechanical strength, fatigue resistance and dimension stability.	1,000L	●	●	●	●	●	●	●	●	●	●	●	●	●	●	●	●	●	●
	1,000L																				
	Copolymer (DURACON®) (White)	Excellent mechanical strength, especially creep properties and fatigue resistance	1,000L	●	●	●	●	●	●	●	●	●	●	●	●	●	●	●	●	●	●
	1,000L																				
	Copolymer-BG (Green)	Excellent lubricity property addition to mechanical strength and dimension stability of polyacetal.	1,000L							●			●			●	●	●	●	●	●
	1,000L																				
PEEK® (Polyetheretherketone)	NA (Light brown)	Excellent mechanical properties and chemical resistance. All-purpose High performance engineering plastic with maximum continuous operating temperature of 240°C.	1,000L						●	●			●			●	●	●	●	●	●

B: Plate Type Standard stocked item: ● Non-stocked item: △

(Unit:mm)

Name	Grade	Characteristics	Plate Thickness																									
			1	2	2	3	5	6	7	8	10	12	15	20	25	30	35	40	45	50	60	70	80	90	100	120		
Casting Nylon (CN)	1,000×2,000	UD·ENB					●		●		●	●	●	●	●	●	●	●	●	●	●	●	●	●	●	●	●	
		CL					●		●		●	●	●	●	●	●	●	●	●	●	●	●	●	●	●	●	●	
		MD					△		△		△	△	△	△	△	△	△	△	△	△	△	△	△	△	△	△	△	
	1,000×1,000	UD·ENB					●		●		●	●	●	●	●	●	●	●	●	●	●	●	●	●	●	●	●	
		CL					△		△		△	△	△	△	△	△	△	△	△	△	△	△	△	△	△	△	△	
		MD					△		△		△	△	△	△	△	△	△	△	△	△	△	△	△	△	△	△	△	
500×1,000	UD·ENB					●		●		●	●	●	●	●	●	●	●	●	●	●	●	●	●	●	●	●		
600×1,200	UD·ENB					●		●		●	●	●	●	●	●	●	●	●	●	●	●	●	●	●	●	●	●	
	CL					●		●		●	●	●	●	●	●	●	●	●	●	●	●	●	●	●	●	●	●	
	MD					●		●		●	●	●	●	●	●	●	●	●	●	●	●	●	●	●	●	●	●	
Ultra-High Molecular Weight Polyethylene (UHMW-PE)	940×1,920	NA					●		●																			
	1,000×2,000	ASB					●		●																			
Polyacetal Engineering Polymers (POM)	500×1,000	Copolymer (White)					●		●		●	●	●	●	●	●	●	●	●	●	●	●	●	●	●	●	●	
		(Black)					●		●		●	●	●	●	●	●	●	●	●	●	●	●	●	●	●	●	●	●
		Homopolymer (DELTRIN®) (White)	●	●	●	●	●	●		●	●	●	●	●	●	●	●	●	●	●	●	●	●	●	●	●	●	●
PEEK® (Polyetheretherketone)	500×1,000	Copolymer (DURACON®) (White)					●		●		●	●	●	●	●	●	●	●	●	●	●	●	●	●	●	●	●	
		Copolymer-BG (Green)					●		●		●	●	●	●	●	●	●	●	●	●	●	●	●	●	●	●	●	●
		M5BK (Black)					●		●		●	●	●	●	●	●	●	●	●	●	●	●	●	●	●	●	●	

1. Casting Nylon

1-1. MEP® Casting Nylon Grades

■ **CN-UD Ivory Load Bearing** ■ **CN-NB Blue Load Bearing**

By improving mechanical strength, a characteristic of casting nylon, and reducing physical degradation under high temperature, it can be used under heavy loads like machinery parts for where only metal is used. CN-NB is a blue colored grade of CN-UD and has the same properties as CN-UD.



■ **CN-MD Black Light Load Sliding** ■ **CN-CL Green (Non-lubricated) Sliding**

It has enhanced sliding property base on excellent properties of casting nylon by evenly blending molybdenum disulfide.

By our own patented production method, it has outstandingly high abrasion resistance while maintaining the excellent properties of casting nylon. Also, it has lubrication performance which withstands prolonged operating time.

1-2. MEP® Casting Nylon EX Grades

■ **CN-UDE Ivory Light to medium withstand load** ■ **CN-NBE Blue Light to medium withstand load**

It has physical properties closer to casting nylon while mechanical strength is enhanced than standard nylon 6 extrusion products. It is economical and best to be used as machinery parts such as small sized gears, roller bearings, rollers, etc. CN-NBE is blue colored grade of CN-UDE with the same properties as CN-UDE.

1-3. Applications

- ① Metal and steel facility ② Transport equipment
- ③ Construction machinery ④ Machine tools
- ⑤ Industrial machinery ⑥ Shipbuilding, heavy industrial machinery
- ⑦ LCD, semiconductor manufacturing equipment

1-4. Properties of Casting Nylon

Table 1. Properties of Casting Nylon

Property	ASTM Test	Unit	CN-UD CN-NB	CN-MD	CN-CL	CN-UDE CN-NBE
Density	D792		1.15~1.16	1.16~1.17	1.12~1.13	1.15
Tensile Strength	D638	MPa	78~93	74~83	59~74	76
Tensile Elongation	D638	%	20~50	15~40	10~40	48
Secant Modulus	D638	10 ³ MPa	3.0~3.5	2.8~3.3	2.0~2.5	2.9
Compressive Strength	D695	MPa	93~108	88~98	74~83	91
Flexural Strength	D790	MPa	103~123	98~118	78~93	110
Izot Impact Strength (1/2in x 1/2in notched)	D256	J/m	34~54	30~50	37~65	33
Rockwell Hardness	D785	R scale	115~120	113~117	107~112	120
Thermal Conductivity	C177	W/(m·K)	0.20	0.20	0.20	0.20
Specific Heat Capacity	—	J/(KG·K)	1,046	1,046	1,046	1,250
Coefficient of Thermal Expansion	D696	10 ⁻⁵ °C	8.0	9.0	8.6	9.0
Continuous Use Temperature	—	°C	140~170	120~150	100~120	100~120
Heat Distortion	D648	°C	185~200	170~195	105~115	94
			210~215	205~210	170~180	193
Volume Resistance	D257	Ω·cm	10 ¹⁴	10 ¹⁴	10 ¹⁴	10 ¹⁴
Dielectric Strength (Short interval 3.2mm)	D149	KV/mm	18~22	18~22	18~22	25.0
Relative Permittivity	D150		3.7	3.7	3.7	4.0
			3.7	3.7	3.7	3.7
			3.7	3.7	3.7	3.4
Loss Tangent	D150		0.02	0.02	0.02	0.01
			0.02	0.02	0.02	0.04
			0.02	0.02	0.02	0.04
Water Absorption (24 hours 3.2mm)	D570	%	0.5~0.9	0.9~1.2	0.6~0.8	1.3
Allowable PV Index	—	kPa·m/sec	820	980	2,290	820

2. UHMW-PE (Ultra-High Molecular Weight Polyethylene)



2-1. MEP® UHMW-PE Grades

■ UHMW-NA White Standard Grade

UHMW-NA is a standard grade of Ultra-High Molecular Weight Polyethylene whose molecular weight is from 3.5 to 6.5 million. It has excellent abrasion resistance, low friction coefficient, antiadhesive property, chemical resistance, cold resistance and food safety.

■ UHMW-ASB Black High Antistatic Grade

UHMW-ASB is a grade with high antistatic performance. Its surface resistance is at a very low level of 10^4 , thus making it suitable to use as a static protection in LCD and semiconductor manufacturing equipment. Also it has excellent abrasion and weather resistance.

■ UHMW-ASG Light Green Antistatic Grade

UHMW-ASB is an upgrade of UHMW-ASG, which antistatic property is added. Its surface resistance is 10^{11} . It has high abrasion resistance and suitable for food production and bottling lines. Particularly, it has a low friction coefficient and good anti-abrasion, and does not scratch PET plastic containers.

2-2. Applications

- ① Food production facility
- ② Transport equipment
- ③ Cement facility
- ④ Coal storage facility
- ⑤ Fodder storage facility
- ⑥ LCD, semiconductor manufacturing equipment
- ⑦ Chemical facility

2-3. Properties of UHMW-PE

Table 2. Properties of UHMW-PE

Property	ASTM Test	Unit	UHMW-NA	UHMW-ASB	UHMW-ASG
Density	D792		0.94	0.96	0.98
Tensile Strength	D638	MPa	37	28	28
Tensile Elongation	D638	%	365	250	215
Secant Modulus	D638	10^3 MPa	0.5	0.6	0.4
Compressive Strength	D695	MPa	19	19	15
Flexural Strength	D790	MPa	26	25	15
Izot Impact Strength (1/2in x 1/2in notched)	D256	J/m	No damage	No damage	No damage
Rockwell Hardness	D785	R scale	52	55	53
Thermal Conductivity	C177	W/(m·K)	0.38	0.44	0.38
Specific Heat Capacity	—	J/(KG·K)	2,300	2,200	2,300
Coefficient of Thermal Expansion	D696	10^{-5} °C	20	19	19
Continuous Use Temperature	—	°C	80	80	80
Heat Distortion	D648	°C	—	—	—
			96	98	78
Volume Resistance	D257	$\Omega \cdot \text{cm}$	$>10^{13}$	10^4	10^{11}
Dielectric Strength (Short interval 3.2mm)	D149	KV/mm	—	—	—
Relative Permittivity	D150		2.3	2.3	2.3
			—	—	—
			—	—	—
Loss Tangent	D150		$1 \sim 2 \times 10^{-4}$	$1 \sim 2 \times 10^{-4}$	$1 \sim 2 \times 10^{-4}$
			$1 \sim 2 \times 10^{-4}$	$1 \sim 2 \times 10^{-4}$	$1 \sim 2 \times 10^{-4}$
			$1 \sim 2 \times 10^{-4}$	$1 \sim 2 \times 10^{-4}$	$1 \sim 2 \times 10^{-4}$
Water Absorption (24 hours 3.2mm)	D570	%	<0.01	<0.01	<0.01
Allowable PV Index	—	kPa·m/sec	490	490	490

2-4. UHMW Rail Dimensions

UHMW Rail

Flat Rail

Rail Thickness (mm)	Width (mm)	Roll Length (m)
3	15	50
3	20	50
3	25	50
3	30	50
3	40	50
3	50	50
4	25	40
4	30	40
4	40	40
4	50	40
5	20	30
5	25	30
5	30	30
5	40	30
5	50	30
6	20	25
6	30	25
6	40	25
6	50	25

Chain Rail

Thickness (mm)	Width (mm)	Length (m)
5	20	500
5	25	500
5	40	500
6	20	500
6	25	500

L-Type Rail

Type	Type
L-type	White

(Note) Standard length is 50m/ a roll

V-Type Rail Color: White

Type	Type
V3 -type	0
V6 -type	0

(Note) Standard lengths for V3 and for V6 are 100m and 50m/ roll respectively.

Snap-On Rail Color: White

Type	Length
SNP-type	30m

R-Type Rail Color: White

Type	Length
For $\phi 10$	3m
For $\phi 12$	3m

Wear Tape

NO	Width (mm)	Roll Length (m)
1/4	6.35	15.5
1/2	12.7	15.5
3/4	19.05	15.5
1	25.4	15.5
1 1/4	31.75	15.5
2	50.8	15.5
3	76.2	15.5
4	101.6	15.5
6	152.4	15.5
12	304.8	15.5
18	457.2	15.5

Wear Tape

0.25mm thickness UHMW-NA tape with adhesive exfoliating paper on one side can be used on the places where rails cannot be mounted.

End Plate for Chain Rail

Thickness (mm)	Width (mm)	Length (m)
5	20	65
5	25	65
5	40	65
6	20	65
6	25	65

H-Type Rail Color: White

Type
5×20×1,000
5×25×1,000

(Note) (1) Attachment bracket ST5S is JPY 500/piece.

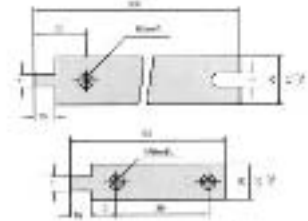
(2) Standard length is 1000mm.

C-Type Rail Color: White

Type	Length
For $\phi 10$	3m
For $\phi 12$	3m

A-Type Rail Color: White

Type	Length
A -type Rail	3m
All-type Rail	3m

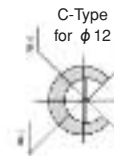


L-Type

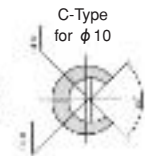
H-Type

V3-Type

V6-Type



C-Type for $\phi 12$



C-Type for $\phi 10$

Snap-on Type


A-Type

A II-Type

R-Type for $\phi 10$

R-Type for $\phi 12$

3. Polyacetal



3-1 MEP® Polyacetal Grades

■ Polyacetal Homopolymer White, Black (DELTRIN®)

Engineering plastics with well balanced properties of mechanical strength, electrical properties and dimension stability Also, it has good fatigue resistance and superior machining properties. Mass production of parts possible by injection molding.

■ Polyacetal Copolymer White, Black (DURACON®)

Engineering plastic with well balanced properties of mechanical strength, electrical properties and dimension stability Also, it has good cleavage resistance and superior machining properties. Mass production of parts possible by injection molding

■ Copolymer-BG Green High Sliding Performance Grade for light/medium load

A grade of polyacetal copolymer with special lubricant Excellent sliding performance for light to medium load with mechanical strength, electrical properties and dimension stability Not only use in industrial machinery, it is also used as a sliding component in LCD manufacturing system since it has well recognized wear resistant property.

■ M5BK Black High Sliding Performance Grade for medium/heavy load

A grade of Polyacetal copolymer with special lubricant Excellent sliding property with mechanical strength, electrical properties and dimension stability Not only use in industrial machinery, it is also used as a sliding component in construction machineries since it has well recognized wear resistant property.

- Note
1. DELTRIN® is a registered trademark of Dupont.
 2. DURACON® is a registered trademark of Polyplastics K.K.
 3. BESTAL® is a registered trademark of Bayer AG.

3-2 Applications

- | | |
|--|---|
| ① Food production facility | ② Transport equipment |
| ③ LCD, semiconductor manufacturing equipment | ④ Construction machineries |
| ⑤ Packing machines | ⑥ Electronic components manufacturing equipment |

3-3 Properties of Polyacetal

Table 3. Properties of Polyacetal

Property	ASTM Test	Unit	Homopolymer	Copolymer	Copolymer-BG	M5BK
Density	D792		1.42	1.41	1.38	1.38
Tensile Strength	D638	MPa	69	61	54	57
Tensile Elongation	D638	%	12	12	50	14
Secant Modulus	D638	10 ³ MPa	2.8	2.8	2.0	2.0
Compressive Strength	D695	MPa	124	108	74	66
Flexural Strength	D790	MPa	97	89	72	75
Izot Impact Strength (1/2in x 1/2in notched)	D256	J/m	69	69	59	40
Rockwell Hardness	D785	R scale	120	115	114	114
Thermal Conductivity	C177	W/(m·K)	0.17	0.17	0.17	0.17
Specific Heat Capacity	–	J/(KG·K)	1,460	1,460	–	–
Coefficient of Thermal Expansion	D696	10 ⁻⁵ °C	9	10	10	10
Continuous Use Temperature	–	°C	90	90	90	90
Heat Distortion	D648	°C	124	110	105	110
			170	158	–	–
Volume Resistance	D257	Ω·cm	6×10 ¹⁴	6×10 ¹⁴	10 ¹⁴	–
Dielectric Strength (Short interval 3.2mm)	D149	KV/mm	15	20	18	–
			–	–	–	–
Relative Permittivity	D150		3.7	3.7	–	–
			3.7	3.7	–	–
			3.7	3.1	–	–
Loss Tangent	D150		0.003	0.001	–	–
			0.002	0.002	–	–
			0.005	0.007	–	–
Water Absorption (24 hours 3.2mm)	D570	%	0.25	0.22	0.22	0.22
Allowable PV Index	–	kPa·m/sec	490	490	1,300	1,600

4. High Performance Engineering Plastics

4-1 MEP® High Performance Engineering Plastics Grades

■ PEEK®-NA Light Brown Heat & Chemical Resistant Grade

A high performance engineering plastic with comparable to Teflon for its heat and chemical resistance. It also has mechanical strength, electrical properties and machinability to casting nylon. Injection molding possible. Used in many applications such as LCD / semiconductor manufacturing equipment, chemical equipment, plating equipment and logistic facility.

Note 1. PEEK® is a registered trademark of Victrex®.

4-2 Applications

- ① LCD, semiconductor manufacturing equipment
- ② Chemical production equipment
- ③ Plating industry
- ④ Aerospace industry
- ⑤ Medical equipment
- ⑥ Electronic component manufacturing equipment

4-3 Properties of PEEK®-NA

Table 4. Properties of High Performance Engineering Plastics

Property	ASTM Test	Unit	PEEK®-NA
Density	D792		1.30
Tensile Strength	D638	MPa	97
Tensile Elongation	D638	%	80
Secant Modulus	D638	10 ³ MPa	2.8
Compressive Strength	D695	MPa	127
Flexural Strength	D790	MPa	142
Izot Impact Strength (1/2in x 1/2in notched)	D256	J/m	59
Rockwell Hardness	D785	scale	M98
Thermal Conductivity	C177	W/(m·K)	0.2
Specific Heat Capacity	–	J/(KG·K)	1,330
Coefficient of Thermal Expansion	D696	10 ⁻⁵ °C	4.8
Continuous Use Temperature	–	°C	240
Heat Distortion	D648	°C	152
			–
Volume Resistance	D257	Ω·cm	10 ¹³ ~10 ¹⁴
Dielectric Strength (Short interval 3.2mm)	D149	KV/mm	19
Relative Permittivity	D150		3.2~3.3
			–
			–
Loss Tangent	D150		0.0016
			–
			–
Water Absorption (24 hours 3.2mm)	D570	%	0.14
Allowable PV Index	–	kPa·m/sec	–



PEEK®-NA

A series of horizontal dashed lines for writing.

A series of horizontal dashed lines for writing.



JAPAN

● MITSUBOSHI BELTING LTD.

(Kobe Head Office)
4-1-21 Hamazoe-dori, Nagata-ku,
Kobe 653-0024
Tel: +81-78-671-5071 Fax: +81-78-685-5670

(Tokyo Head Office)
Nihonbashi Plaza Bldg.10F
2-3-4 Nihonbashi, Chuo-ku,
Tokyo 103-0027
Tel: +81-3-5202-2500 Fax: +81-3-5202-2520

ASIA

● MITSUBOSHI OVERSEAS HEADQUARTERS PTE. LTD.

14 Jurong Port Road,
SINGAPORE 619091
Tel: +65-6265-3933 Fax: +65-6265-0954

● MITSUBOSHI BELTING (THAILAND) CO., LTD.

101/62/12 Moo 20, Navanakorn, Phaholyothin Road,
Klong Nueng, Klong Luang, Patumtanee 12120,
THAILAND
Tel: +66-2-529-0691 Fax: +66-2-529-0695

● STARS TECHNOLOGIES INDUSTRIAL LIMITED

Eastern Seaboard Industrial Estate
64/40 Moo 4, Tambon Pluakdaeng Amphur Pluakdaeng, Rayong 21140
THAILAND
Tel: +66-3895-4738 Fax: +66-3895-4740

● P.T. SEIWA INDONESIA

Blok M-2-2, Kawasan Berikat, MM2100
Industrial Town, Cibitung, Bekasi, Jawa Barat 17520
INDONESIA
Tel: +62-21-898-0324 Fax: +62-21-898-0325

● P.T. MITSUBOSHI BELTING INDONESIA

Km. 8 Raya Serang,
JN. Industri Raya Block D No.4,
Desa Pasir Jaya, Jatiuwung Tangerang,
INDONESIA
Tel: +62-21-5902070 Fax: +62-21-5902071

● MITSUBOSHI BELTING PHILIPPINES CORPORATION

Mulawinan Road, Lawang Bato Valenzuela, Metro Manila
PHILIPPINES
Tel: +63-2-445-4105 Fax: +63-2-445-4109

● SUZHOU MITSUBOSHI BELTING CO., LTD.

277 Liangang Road,
Suzhou New District, Jiangsu 215129,
CHINA
Tel: +86-512-6665-8880 Fax: +86-512-6665-8886

● MBL SHANGHAI INTERNATIONAL TRADING CO., LTD.

Rm.202, Block 3, Shanghai Withub White-cat, Science Park,
No. 641 Tianshan Road, Shanghai 200336,
CHINA
Tel: +86(21) 5206-7008 Fax: +86(21) 5206-7011

● TIANJIN MITSUBOSHI BELTING CO., LTD.

1F, No.10, 3rd Rd. (#6 Standard Building)
Woqing Development Area, Tianjin, 301700
CHINA
Tel: +86- 22-8211-0542 Fax: +86- 22-8211-0543

● MOI TECH HONG KONG LTD.

Ever Gain Plaza 2nd Building 22F Rm.11
88 Container Port Road, Kwai Chung,
HONG KONG
Tel: +852- 2403-5978 Fax: +852- 2422-8308

AMERICA

● MBL (USA) CORPORATION

601 Dayton Road,
Ottawa Illinois 61350-9535
U.S.A.
Tel: +1-815-434-1282 Fax: +1-815-434-2897

● MITSUBOSHI CHEM. CORPORATION

1040 North. Ridge Avenue,
Lombard, Illinois 60148-1281
U.S.A
Tel: +1-630-627-9650 Fax: +1-630-627-9655

EUROPE

● MBL (EUROPE) B.V.

Energieweg 3,
2382 NA Zoeterwoude,
HOLLAND
Tel: +31-71-5899264 Fax: +31-71-5895062

● MBL ANTRIEBSTECHNIK DEUTSCHLAND GmbH

Bussardweg 10, D-41468 Neuss,
GERMANY
Tel: +49-2131-740940 Fax: +49-2131-7409424

● MOI TECH EUROPE Sp.z o.o.

Budynek B8 ul, 3-go Maja8,
05-800 Pruszkow,
POLAND
Tel: +48-22-7383930 Fax: +48-22-7383939

(As of January 2007)



MITSUBOSHI BELTING LTD.

The information contained herein is for information purposes only, and does not enlarge, amend or imply any warranty other than provided by the manufacture with the product. Any use of the product not in conformance with the manufacture's instruction must be dangerous.