




SWITCHES 1

Pressure switches



Rocker switches



Lever switches



G.E.V. Großküchen-Ersatzteil-Vertrieb GmbH
Robert-Koch-Straße 3a
82152 Planegg/Munich
Germany

Phone: +49 (0)89 745572-0
Fax: +49 (0)89 745572-83
order@gev-online.com
www.gev-online.com

Member of the  **GEV GROUP**

pressure switches/push buttons

ø 12mm



item	order no.	description	contact	schematic
1	346594	push button 1-pole	NO, 4A/ 250V	A
2	346702	push button 1-pole	NO, 4A/ 250V	A
3	346703	push button 1-pole	NO, 4A/ 250V	A

ø 15,2mm



item	order no.	description	contact	schematic
1	346154	push button	NO, 07A/ 250V	A
2	346155	push button	NC, 0,7A/ 250V	B

ø 16mm



item	order no.	description	contact	schematic
1	346345	push button	NO, 3A/ 250V	A
2	346315	push button illuminated	NO, 3A/ 250V	C
3	346346	push button illuminated	NO, 3A/ 250V	D



item	order no.	description	contact	schematic
1	301100	push button	NO, 3A/ 250V	A
2	346320	push button illuminated	NO, 3A/ 250V	D
3	346287	push button with slot cover	NO, 3A/ 250V	C

ø 16,2mm/18,2mm



item	order no.	description	install (mm)	contact	schematic
1	346534	push button	16,2	NO, 2A/ 250V	A
2	346455	push button	18,2	NO, 6A/ 230V	A
3	346508	push button	18,2	NO + NC, 2A/ 250V	E

ø 19,2mm (body CNS)



item	order no.	description	contact	schematic
1	346414	push button 2-pole	NO/NC, 5A/ 250V	E
2	346415	push button + LED, 1-pole	NO, 50mA/50V (2V-LED)	D

ø 22,3mm



item	order no.	description	contact	schematic
1	346401	switch 1-pole	NO, 10A/ 250V	K
2	346402	switch 1-pole	NO, 10A/ 250V	K

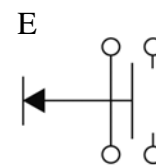
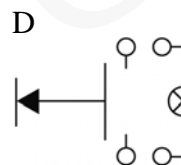
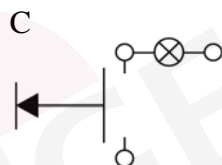
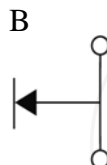
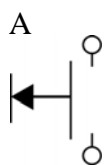
ø 25mm




item	order no.	description	contact	schematic
1	346316	switch 2-pole	NO, 16A/ 250V	F
	345038	push button 2-pole	NO, 16A/ 250V	G
2	345212	switch 2-pole	NO, 16A/ 250V	F
3	345037	switch 2-pole	NO, 16A/ 250V	F
4	346002	push button 2-pole	NO, 16A/ 250V	G



item	order no.	description	contact	schematic
1	345160	switch illuminated, 2-pole	NO, 16A/ 250V	H
	346121	push button illuminated, 2-pole	NO, 16A/ 250V	I
	346003	push button illuminated, 1-pole + lamp	NO, 16A/ 250V	D
2	345161	switch illuminated, 2-pole	NO, 16A/ 250V	H
	345162	switch illuminated, 2-pole	NO, 16A/ 250V	H
3	345962	push button illuminated, 1-pole + lamp	NO, 16A/ 250V	D





item	order no.	description	contact	schematic
1	346432	switch without cap, 1-pole	NO, 16A/ 250V	K
2	346433	cap	-	-
3	345039	protecting cover	-	-
4	345001	push button illuminated with protecting cover, 1-pole + lamp	NO, 16A/ 250V	D

ø 25mm flush with button



item	order no.	description	contact	schematic
1	345151	switch illuminated, 2-pole	NO, 16A/ 250V	H
	345152	push button illuminated, 2-pole	NO, 16A/ 250V	I
	345961	push button illuminated, 1-pole + lamp	NO, 16A/ 250V	D
2	346554	switch, 2-pole	NO, 16A/ 250V	F

ø 25mm with square frame



item	order no.	description	contact	schematic
1	345153	switch illuminated, 2-pole	NO, 16A/ 250V	H
	345154	push button illuminated, 2-pole	NO, 16A/ 250V	I
	345155	switch 2-pole	NO, 16A/ 250V	F
2	346553	switch 2-pole	NO, 16A/ 250V	F
3	345715	switch illuminated, 2-pole	NO, 16A/ 250V	H

ø 25mm with round frame




item	order no.	description	contact	schematic
1	346038	switch coffee, 2-pole	NO, 16A/ 250V	F
2	300155	switch light 2-pole	NO, 16A/ 250V	F
3	300154	switch fan 2-pole	NO, 16A/ 250V	F



item	order no.	description	contact	schematic
1	346312	push button water, 1-pole	NO, 16A/ 250V	A
2	346044	push button water, 2-pole	NO, 16A/ 250V	G
3	346040	push button water, 2-pole	NO, 16A/ 250V	G



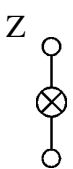
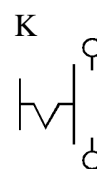
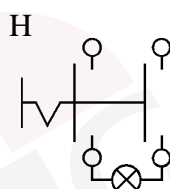
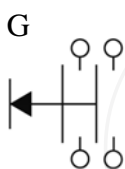
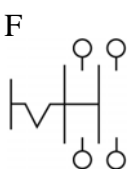
item	order no.	description	contact	schematic
1	346505	switch illuminated, 2-pole	NO, 16A/ 250V	H
2	346504	main switch water, illuminated, 2-pole	NO, 16A/ 250V	H
3	346497	main switch steam, illuminated, 2-pole	NO, 16A/ 250V	H



item	order no.	description	contact	schematic
1	345642	push button water, illuminated, 1-pole + lamp	NO, 16A/ 250V	D
2	345643	switch reset, illuminated, 1-pole + lamp	NO, 16A/ 250V	D
3	345392	switch illuminated, core temperature with protecting cover	NO, 16A/ 250V	H




item	order no.	description	contact	schematic
1	346535	switch ignition, 1-pole	NO, 16A/ 250V	A
2	346318	switch ignition, with protecting cover, 1-pole	NO, 16A/ 250V	A
3	359079	indicator lamp	230V	Z



Switches 1


© GEV 2007

19x13mm




item	order no.	description	contact	schematic
1	346537	switch illuminated, 2-pole	NO, 16A/ 250V	H
2	346538	switch illuminated, 2-pole	NO, 16A/ 250V	H
3	346540	switch 2-pole	NO, 16A/ 250V	F
4	345690	push button 1-pole	NO, 16A/ 250V	A
5	346704	push button 2-pole	NO, 16A/ 250V	G

27,2x22,2mm




item	order no.	description	contact	schematic
1	346060	switch cold, 2-pole	NO, 16A/ 250V	F
2	346051	push button steam, 2-pole	NO, 16A/ 250V	G
3	346050	push button water, 2-pole	NO, 16A/ 250V	G
4	359199	indicator lamp	250V	Z
5	359209	indicator lamp	250V	-

S



item	order no.	description	contact	schematic
1	301190	switch, 2-pole	NO	F
	301191	push button, 2-pole	NO	G
2	346541	protecting cover	-	-

30x22mm




item	order no.	description	contact	schematic
1	301040	switch illuminated, 2-pole	NO, 16A/ 250V	H
	301042	push button illuminated, 2-pole	NO, 16A/ 250V	I
2	301041	switch illuminated, 2-pole	NO, 16A/ 250V	H
	301043	push button illuminated, 2-pole	NO, 16A/ 250V	I

Switches 1

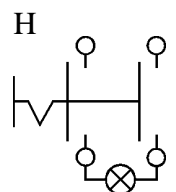
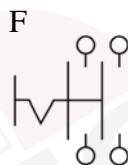
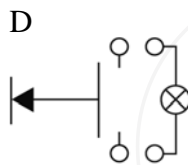
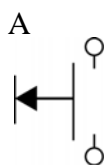
27,2x22,2mm




item	order no.	description	contact	schematic
1	345033	switch set illuminated, 2-pole	NO, 16A/ 250V	H
	345090	push button set illuminated, 2-pole	NO, 16A/ 250V	I
2	345035	switch illuminated, 2-pole	NO, 16A/ 250V	H
	345092	push button illuminated, 2-pole	NO, 16A/ 250V	I
3	345094	switch illuminated, 2-pole	NO, 16A/ 250V	L
4	346022	switch, 2-pole	NO, 16A/ 250V	F




item	order no.	description	contact	schematic
1	345863	switch illuminated, 2-pole + lamp	NO, 16A/ 250V	L
2	345864	switch illuminated, 2-pole + lamp	NO, 16A/ 250V	L
3	345865	switch illuminated, 1-pole + lamp	NO, 16A/ 250V, lamp 24V	M






item	order no.	description	contact	schematic
1	301047	switch illuminated, 2-pole	NO, 16A/ 250V	H
	301050	push button illuminated, 2-pole	NO, 16A/ 250V	I
2	301048	switch illuminated, 2-pole	NO, 16A/ 250V	H
	301051	push button illuminated, 2-pole	NO, 16A/ 250V	I
3	301049	switch illuminated, 2-pole + lamp	NO, 16A/ 250V	L
	301052	push button illuminated, 2-pole + lamp	NO, 16A/ 250V	J
4	346536	switch, 2-pole	NO, 16A/ 250V	F
	345963	push button, 2-pole	NO, 16A/ 250V	G



item	order no.	description	contact	schematic
1	345436	push button program I, illuminated, 1-pole + lamp	NO, 16A/ 250V	D
2	345440	push button program II, illuminated, 1-pole + lamp	NO, 16A/ 250V	D
3	345439	push button after rinse, 1-pole	NO, 16A/ 250V	A
4	345442	switch outflow, illuminated, 2-pole NO/2-pole NC + lamp	16A/ 250V	N



item	order no.	description	contact	schematic
1	345235	switch illuminated, 2-pole	NO, 16A/ 250V	H
	345237	push button illuminated, 2-pole	NO, 16A/ 250V	I
2	345236	switch illuminated, 2-pole	NO, 16A/ 250V	H
	345238	push button illuminated, 2-pole	NO, 16A/ 250V	I
3	301046	gasket	-	-
4	346474	blank cap	-	-




item	order no.	description	contact	schematic
1	359406	indicator lamp program	230V	Z
2	359407	indicator lamp temperature	230V	Z
3	345312	blank cap	-	-


30x22mm (watertight)



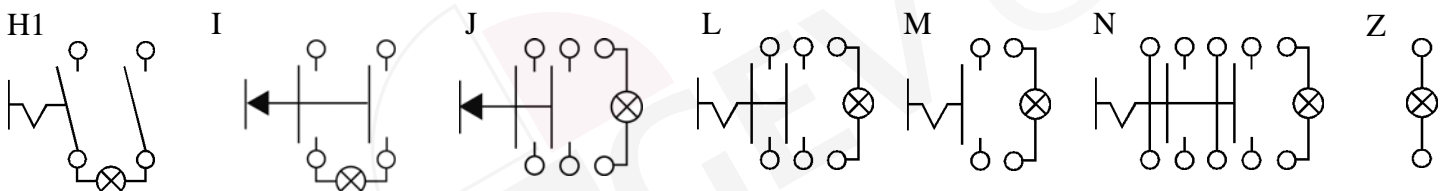
item	order no.	description	contact	schematic
1	301082	switch illuminated, 2-pole	NO, 16A/ 250V	H1
2	301083	switch illuminated, 2-pole	NO, 16A/ 250V	H1
3	301084	switch illuminated, 2-pole	NO, 16A/ 250V	H1
4	301086	switch 2-pole	NO, 16A/ 250V	F1
5	346350	switch 2-pole	NO, 16A/ 250V	F1




item	order no.	description	contact	schematic
1	345443	switch illuminated, 2-pole	NO, 16A/ 250V	H
2	345441	switch program I, illuminated, 2-pole + lamp	NO, 16A/ 250V	L
3	345437	switch program II, illuminated, 2-pole + lamp	NO, 16A/ 250V	L
4	345438	switch rinse illuminated, 2-pole + lamp	NO, 16A/ 250V	L



item	order no.	description	contact	schematic
1	359154	indicator lamp lucent	230V	Z
2	359155	indicator lamp red	230V	Z
3	359156	indicator lamp yellow	230V	Z
	359251	indicator lamp yellow	24V	Z
4	359157	indicator lamp green	230V	Z
	359250	indicator lamp green	24V	Z

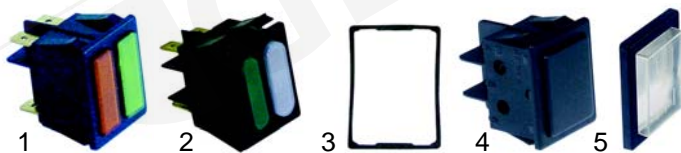




item	order no.	description	contact	schematic
1	359179	indicator lamp lucent	230V	Z
2	359177	indicator lamp red	230V	Z
3	359180	indicator lamp yellow	230V	Z
4	359178	indicator lamp green	230V	Z




item	order no.	description	contact	schematic
1	301039	switch illuminated, 1-pole	NO, 16A/ 250V	O1
2	301037	switch illuminated, 1-pole	NO, 16A/ 250V	O1
3	301038	switch illuminated, 1-pole	NO, 16A/ 250V	O1



item	order no.	description	contact	schematic
1	301138	indicator lamp double	230V	2 x Z
2	359164	indicator lamp double	230V	2 x Z
3	301046	gasket	-	-
4	346474	blank cap	-	-
5	301036	protecting cover	-	-


30x11mm (with symbols)



item	order no.	description	contact	schematic
1	345382	switch illuminated, 1-pole	NO, 16A/ 250V	O1
2	345383	switch fan, illuminated, 1-pole	NO, 16A/ 250V	O1
3	345384	switch lighting, illuminated, 1-pole	NO, 16A/ 250V	O1
4	345386	switch time clock, illuminated, 1-pole	NO, 16A/ 250V	O1

rocker switches/push buttons


30x11mm



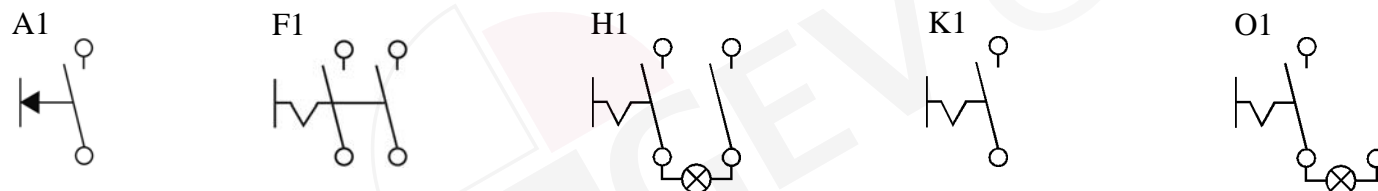
item	order no.	description	contact	schematic
1	301053	switch illuminated, 1-pole	NO, 16A/ 250V	O1
2	301010	switch illuminated, 1-pole	NO, 16A/ 250V	O1
3	301011	switch illuminated, 1-pole	NO, 16A/ 250V	O1
4	301012	switch illuminated, 1-pole	NO, 16A/ 250V	O1
	345381	switch illuminated, 1-pole	NO, 16A/ 24V	O1




item	order no.	description	contact	schematic
1	359153	indicator lamp lucent	230V	Z
2	359158	indicator lamp red	230V	Z
3	359159	indicator lamp yellow	230V	Z
	359268	indicator lamp yellow	400V	Z
4	359160	indicator lamp green	230V	Z
	359051	indicator lamp green	24V	Z
5	301035	protecting cover	-	Z




item	order no.	description	contact	schematic
1	301013	switch 1-pole	CO, 16A/ 250V	P1
2	301014	push button 1-pole	NO, 16A/ 250V	A1
3	345575	switch 1-pole	NO/NO, 16A/ 250V	R1



19x13mm




item	order no.	description	contact	schematic
1	301067	switch illuminated, F4,8, 2-pole	NO, 10A/ 250V	H1
	346450	switch illuminated, F2,8, 2-pole	NO, 10A/ 250V	H1
2	301068	switch illuminated, F4,8, 2-pole	NO, 10A/ 250V	H1
3	301069	switch illuminated, F4,8, 2-pole	NO, 10A/ 250V	H1
4	301066	switch illuminated, F4,8, 2-pole	NO, 10A/ 250V	F1




item	order no.	description	contact	schematic
1	346549	switch 2-pole	NO, 10A/ 250V	F1
2	346552	double single pole illuminated switch, 2 x 1-pole	2x NO, 10A/ 250V	2 x O1

34,2x12,6mm




item	order no.	description	contact	schematic
1	301234	switch 1-pole	NO, 10A/ 250V	K1
2	346167	switch 1-pole	NO, 10A/ 250V	K1
	345314	push button 1-pole	NO, 10A/ 250V	A1
3	346135	indicator lamp	230V	Z
4	301064	protecting cover	-	-




item	order no.	description	contact	schematic
1	301026	switch illuminated, 2-pole	NO, 16A/ 250V	H1
2	301028	switch illuminated, 2-pole	NO, 16A/ 250V	H1
3	301027	switch illuminated, 2-pole	NO, 16A/ 250V	H1
4	301059	switch 2-pole	NO, 16A/ 250V	F1

27,4x12,4mm



item	order no.	description	contact	schematic
1	346143	switch 1-pole	NO, 10A/ 250V	K1
2	346556	switch 1-pole	CO, 10A/ 250V	P1
3	346547	indicator lamp	230V	Z
4	346548	indicator lamp	230V	Z




item	order no.	description	contact	schematic
1	301139	switch illuminated, 2-pole	CO, 16A/ 250V	S1
2	301089	switch illuminated, 2-pole	NO, 16A/ 250V	H1
3	301130	switch illuminated, 2-pole	NO, 16A/ 250V	H1
4	301131	switch illuminated, 2-pole	NO, 16A/ 250V	H1

19x22mm

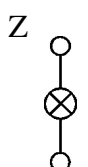
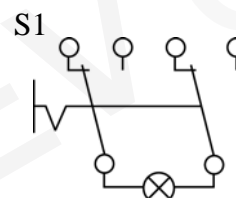
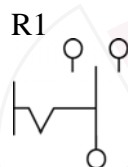
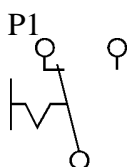


item	order no.	description	contact	schematic
1	346134	switch illuminated, 2-pole	NO, 10A/ 250V	H1
2	346133	switch illuminated, 2-pole	NO, 10A/ 250V	H1
3	346550	switch illuminated, 2-pole	NO, 10A/ 250V	H1

36,5x22mm




item	order no.	description	contact	schematic
1	346074	switch illuminated, 2-pole	NO, 12A/ 250V	H1
2	346036	switch illuminated, 2-pole	NO, 12A/ 250V	H1



Switches 1

© GEV 2007

30x22mm



item	order no.	description	contact	schematic
1	301009	switch illuminated, 2-pole	NO, 16A/ 250V	H1
	301085	push button illuminated, 2-pole	NO, 16A/ 250V	I1
2	301001	switch illuminated, 2-pole	NO, 16A/ 250V	H1
	301020	push button illuminated, 2-pole	NO, 16A/ 250V	I1
	301091	switch illuminated, 2-pole	NO, 10A/ 400V	H1
3	301002	switch illuminated, 2-pole	NO, 16A/ 250V	H1
	301018	push button illuminated, 2-pole	NO, 16A/ 250V	I1
	345512	switch illuminated, 2-pole	NO, 10A/ 400V	H1
	301135	push button illuminated, 2-pole	NO, 16A/ 24V	I1
4	301003	switch illuminated, 2-pole	NO, 16A/ 250V	H1
	301019	push button illuminated, 2-pole	NO, 16A/ 250V	I1
	300136	switch illuminated, 2-pole	NO, 16A/ 24V	H1



item	order no.	description	contact	schematic
1	301021	push button 2-pole	NO, 16A/ 250V	A2
2	345189	push button 2-pole	NO, 16A/ 250V	A2
3	301098	push button 2-pole	NO, 16A/ 250V	A2

S



item	order no.	description	contact	schematic
1	301188	switch 2-pole	CO, 16A/ 250V	R2
2	345356	push button 1-pole	CO, 16A/ 250V	U


Switches 1




item	order no.	description	contact	schematic
1	346495	switch illuminated, 2-pole, with screw connection	NO, 16A/ 250V	H1
2	301136	switch illuminated, 2-pole, with special logic function	NO, 16A/ 250V	T1
3	345491	push button illuminated, 1-pole + lamp	NO, 16A/ 250V	D1



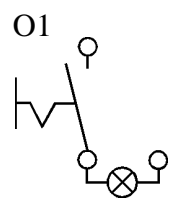
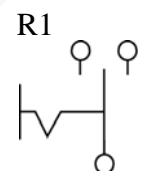
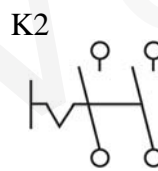
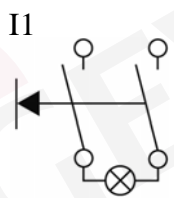
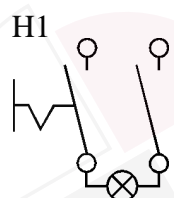
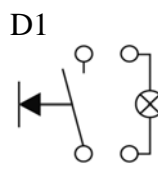
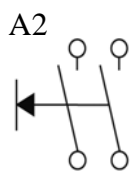
item	order no.	description	contact	schematic
1	346081	switch 2-pole, coffee	NO, 16A/ 250V	K2
2	346082	switch 2-pole, steam	NO, 16A/ 250V	K2
3	346083	switch 2-pole, water	NO, 16A/ 250V	K2




item	order no.	description	contact	schematic
1	346066	switch 2-pole	NO, 10A/ 400V	K2
	301078	push button 2-pole	NO, 16A/ 250V	A2
2	301004	switch 2-pole	CO, 16A/ 250V	P2
3	301101	switch 2-pole	CO, 16A/ 250V	P2
4	346361	push button 2-pole	CO, 16A/ 250V	U1



item	order no.	description	contact	schematic
1	301081	switch illuminated, 2-pole	CO, 16A/ 250V	S1
2	301015	switch illuminated, 2-pole	CO, 16A/ 250V	S1
3	301016	switch illuminated, 2-pole	CO, 16A/ 250V	S1
4	301017	switch illuminated, 2-pole	CO, 16A/ 250V	S1
	301137	switch illuminated, 2-pole	CO, 10A/ 400V	S1





item	order no.	description	contact	schematic
1	301060	switch illuminated, 2-pole	NO, 16A/ 250V	H1
2	301061	switch illuminated, 2-pole	NO, 16A/ 250V	H1
3	301062	switch illuminated, 2-pole	NO, 16A/ 250V	H1




item	order no.	description	contact	schematic
1	346108	switch illuminated, 2-pole	NO, 16A/ 250V	H1
2	346110	switch coffee, illuminated, 2-pole	NO, 16A/ 250V	H1
3	346109	switch water, illuminated, 2-pole	NO, 16A/ 250V	H1
4	346111	switch cup warmer, illuminated, 2-pole	NO, 16A/ 250V	H1
5	346164	main switch steam, illuminated, 2-pole	NO, 16A/ 250V	H1




item	order no.	description	contact	schematic
1	301076	push button illuminated, 2-pole	NO, 16A/ 250V	I1
2	301133	push button regeneration, illuminated, 2-pole	NO, 16A/ 250V	I1
3	301134	push button outflow, illuminated, 2-pole	NO, 16A/ 250V	I1
4	346157	push button start, illuminated, 2-pole	NO, 16A/ 250V	I1




item	order no.	description	contact	schematic
1	345714	switch defrosting, illuminated, 2-pole	NO, 16A/ 250V	H1
2	345124	push button after rinse, illuminated, 2-pole	CO, 16A/ 250V	V1
3	345188	switch lighting, illuminated, 2-pole	NO, 16A/ 250V	H1



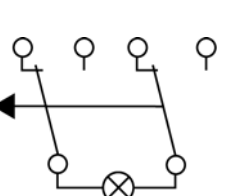
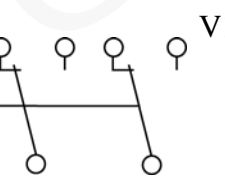
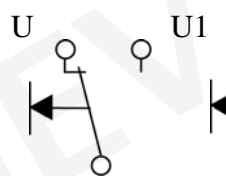
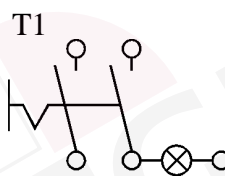
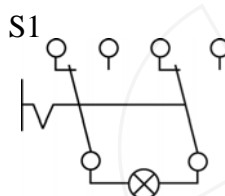
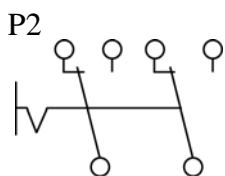
item	order no.	description	contact	schematic
1	346049	switch coffee, illuminated, 2-pole	NO, 16A/ 250V	H1
2	346046	main switch steam, illuminated, 2-pole	NO, 16A/ 250V	H1



item	order no.	description	contact	schematic
1	301030	switch illuminated, 2x 1-pole	2x NO, 16A/ 250V	2x O1
2	301031	switch illuminated, 2x 1-pole	2x NO, 16A/ 250V	2x O1
3	301029	switch illuminated, 2x 1-pole	2x NO, 16A/ 250V	2x O1



item	order no.	description	contact	schematic
1	301032	switch illuminated, 1-pole + lamp	NO, 16A/ 250V	O1+Z
2	301033	switch illuminated, 1-pole + lamp	NO, 16A/ 250V	O1+Z
3	301034	switch illuminated, 1-pole + lamp	NO, 16A/ 250V	O1+Z





item	order no.	description	contact	schematic
1	301080	switch, 2x 1-pole	NO + CO, 16A/ 250V	K1+P1
2	301077	switch illuminated, 1-pole + lamp	NO, 16A/ 250V	O1+Z
3	345646	switch, 1-pole + lamp	NO, 16A/ 250V	K1+Z




item	order no.	description	contact	schematic
1	345282	switch illuminated, 2-pole	CO, 16A/ 250V	S1
2	345281	switch illuminated, 2-pole	CO, 16A/ 250V	S1
3	345280	switch illuminated, 2-pole	CO, 16A/ 250	S1

S




item	order no.	description	contact	schematic
1	345599	switch illuminated, 2x 1-pole	NO, 16A/ 250V	2 xO1
2	345647	switch illuminated, 2x 1-pole	NO, 16A/ 250V	2 xO1
3	345713	switch illuminated, 1-pole, switch, 1-pole	NO, 16A/ 250V NO, 16A/ 250V	O1 R1




item	order no.	description	contact	schematic
1	345003	switch illuminated, 2-pole	NO, 16A/ 250V	H1
2	345191	push button illuminated, 2-pole	NO, 16A/ 250V	I1
3	345190	switch 2-pole	CO, 16A/ 250V	P2
4	345002	switch 2-pole	CO, 16A/ 250V	P2

Switches 1




item	order no.	description	contact	schematic
1	359029	indicator lamp	230V	Z
2	359030	indicator lamp	230V	Z
3	301036	protecting cover	-	-
4	346474	blanking switch	-	-

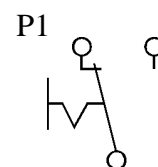
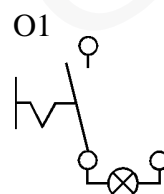
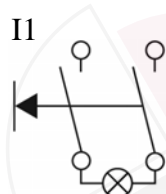
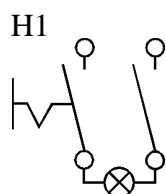



item	order no.	description	contact	schematic
1	345000	push button start, illuminated, 2-pole	CO, 16A/ 250V	U1
2	345010	push button regeneration, illuminated, 2-pole	NO, 16A/ 250V	I1
3	345014	push button after rinse, illuminated, 2-pole	CO, 16A/ 250V	V1
4	345030	push button outflow, illuminated, 2-pole	CO, 16A/ 250V	V1

26,5x25,6mm




item	order no.	description	contact	schematic
1	345013	switch illuminated, 2-pole	NO, 16A/ 250V	H1
2	345277	switch illuminated, 2-pole	NO, 16A/ 250V	H1
3	345278	switch illuminated, 2-pole	NO, 16A/ 250V	H1
4	301075	push button illuminated, 2-pole	NO, 16A/ 250V	I1






item	order no.	description	contact	schematic
1	345843	push button outflow, illuminated, 2-pole	CO, 16A/ 24V	V1
2	345076	push button start, illuminated, 2-pole	CO, 16A/ 250V	U1
3	345123	switch auto/ manual, illuminated, 2-pole	CO, 16A/ 250V	P2




item	order no.	description	contact	schematic
1	345853	indicator lamp on	230V	Z
2	345854	indicator lamp ready	230V	Z
3	345855	indicator lamp ordinary operation	230V	Z
	345856	indicator lamp ordinary operation	24V	Z



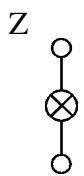
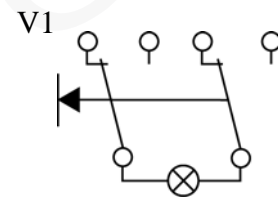
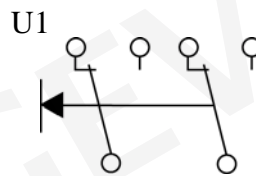
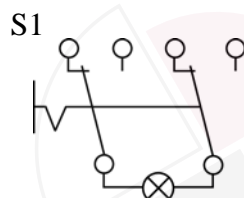
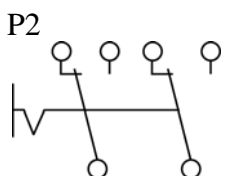
item	order no.	description	contact	schematic
1	345055	switch illuminated, 2x 1-pole	NO, 16A/ 250V	2 x O1
2	345844	switch illuminated, 1-pole + lamp	NO, 16A/ 250V	O1+Z
3	345861	switch illuminated, 1-pole + lamp	NO, 16A/ 24V	O1+Z



item	order no.	description	contact	schematic
1	345857	indicator lamp on, ready	24V	2xZ
2	345860	indicator lamp on, ready	24V	2xZ
3	510281	blank cap	-	-




item	order no.	description	contact	schematic
1	359010	indicator lamp on	230V	Z
2	359011	indicator lamp ready	230V	Z
3	359012	indicator lamp ordinary operation	230V	Z
4	345859	indicator lamp ordinary operation	24V	Z



© GEV 2007

lever switches

ø 12mm (with plastic handle)



item	order no.	description	contact	schematic
1	346526	switch 1-pole	CO, ON-ON, 15A/ 250V	P1
2	346527	switch 2-pole	CO, ON-ON, 15A/ 250V	P2




item	order no.	description	hole distance	contact	schematic
1	346161	switch 3-pole	50mm	NO, ON-OFF, 15A/ 450V	K3
2	346162	switch 3-pole	34mm	NO, ON-OFF, 10A/ 400V	K3
3	345051	switch 2-pole	34mm	NO, ON-OFF, 10A/ 400V	K2


ø 12mm (with metal handle)



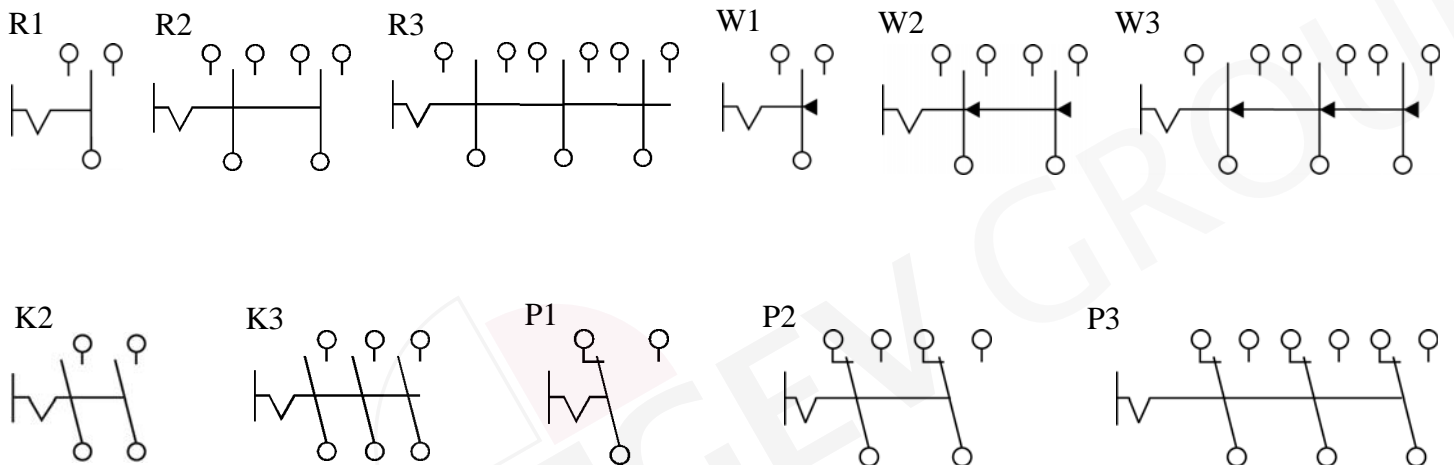
item	order no.	description	contact	schematic
1	346517	switch 1-pole	CO, ON-OFF-ON, 15A/ 250V	R1
	346518	switch 1-pole	CO, ON-OFF-MOM, 15A/ 250V	W1
2	346519	switch 2-pole	NO, ON-OFF, 15A/ 250V	K2
	346529	switch 2-pole	CO, ON-ON, 15A/ 250V	P2
3	346520	switch 2-pole	CO, ON-OFF-ON, 15A/ 250V	R2
	346521	switch 2-pole	CO, ON-OFF-MOM, 15A/ 250V	W2



item	order no.	description	hole distance	contact	schematic
1	346531	switch 2-pole	46mm	NO, ON-OFF, 16A/ 250V	K2
2	346532	switch 2-pole	36mm	NO, ON-OFF, 16A/ 250V	K2
	346533	switch 3-pole	36mm	NO, ON-OFF, 16A/ 250V	K3



item	order no.	description	contact	schematic
1	346522	switch 3-pole	NO, ON-OFF, 15A/ 250V	K3
	346530	switch 3-pole	CO, ON-ON, 15A/ 250V	P3
	346523	switch 3-pole	CO, ON-OFF-ON	R3
2	346524	switch 3-pole	CO, ON-OFF-MOM	W3
	346525	protective cover	-	-



order no.: P020600301

